

SHERA™

build better, live better



Shera Public CO.,LTD. 2426/3 Mahaphant Building,
Chareonkrung Road, Bangkorlhaem, Bangkok 10120, Thailand

SHERA Call Center : +66 2 289 9888 F : +66 2 289 9800 E-mail : sheracallcenter@shera.com
The actual product colors may be different from the image colors due to printing.
Any details specified herein are subject to change as deemed appropriate without prior notice.

Version : November 2019
www.SHERA.com



No.1

of wood substitute
in consumer mind
for 7 consecutive years

SHERA wood
APPLICATION
SOLUTIONS

Green Spirit

**SHERA ...
Leader of wood substitute
for environment**

SHERA's green heart for sustainable environmental value

SHERA's products emphasize the Green Policy since the beginning. Therefore, we aim at developing Green Products by using energy-efficient and environmentally-friendly technology (Green Technology) at each processing stage to fulfill the needs of modern living while getting along with the rapidly changing world to ensure peaceful living between humans and the nature (Green Living).



SHERA ensures you will get a completely beautiful house with high quality and international standards

SHERA is the first leader in Thailand to develop fiber cement product innovations which can substitute real wood in every function including roof, ceiling, wall, flooring, and decorative wood application until we become locally and globally known for our unique work.

Most importantly, SHERA is the only one fiber cement innovation producer which has been certified for environmentally-friendly product quality and manufacturing standards by world-leading certification.



We are the first manufacturer in Thailand obtaining Green Label Certificate from Singapore which certifies the use of environmentally-friendly materials



We are the first manufacturer in Thailand obtaining Carbon Label Registration Standards from Greenhouse Gas Management Organization (Public Organization) and Thailand Environment Institute Foundation



(Environmental Product Declaration (EPD), Environmental Label under ISO 14025 and EN 15804 certifying the environmentally-friendly manufacturing process upon inspection by the globally accepted central committee, which ensures that our products are of international standards, safe and fit for use.



Leading Innovation

Continuously creating and developing as the leader

SHERA the leader of international advanced manufacturing innovations

SHERA has been Thailand's first leader of complete synthetic wood since 1997 by application of globally accepted cutting-edge manufacturing technology including Hatschek and Autoclave. All SHERA's products are, high quality international standards. SHERA has been continuously growing the leader of wood substitute for all possible applications in building the whole house with the finest naturalistic materials.



Hatschek Technology

SHERA wood is produced with Hatschek technology to ensure its strength by elaborately weaving fiber cement in each layer and applying complete chemical interaction process to create outstanding SHERA products which are stronger and more flexible than materials made with any other processes. Then, the products are transferred to molding process.

Autoclave Technology

Under the internationally accepted Autoclave technology, SHERA wood become one of the most perfect materials. Our products are baked in the pressure and heat controlled room to ensure that each piece of wood is of the same quality standard.

SHERA wood substitute products are uniquely beautiful better properties and difference than natural wood or other synthetic wood as follows :

- Non-asbestos (NIOS 9002 Standard)
- Weather resistance
- Fire and water resistance
- Termite and insect proof
- Flexibility, low shrinkage and non-warping
- Convenient, fast and installable on any structure
- Light weighted, durable and force resistance
- Standard sized. We are the only one providing wood substitutes having similar thickness to natural wood ranging from 8 mm to 50 mm
- Sizes and colors to support any applications



LOW MAINTENANCE



EASY INSTALLATION



IMMUNE TO WATER DAMAGE



LOW SHRINKAGE & NO WARPING



TERMITE & INSECT RESISTANT



FAST-TRACK



WEATHER RESISTANT



HIGH IMPACT RESISTANT



NO ROTTING




READY TO PAINT



SHERA™ APPLICATION SOLUTIONS

build better, live better



SHERA Wood

Makes your house completely beautiful

Index

1	Roof Application	8
2	Ceiling Application	14
3	Wall Application	18
4	Floor Application	22
5	Door Application	30
6	Decorative Application	34
7	Product List	40

Properties	SHERA Wood	Natural Wood	Vinyl Siding
Fire resistance	✓✓	X	X
Rot resistance	✓✓	X	X
Termite and insect proof	✓✓	X	✓✓
Non-toxic	✓✓	✓	X
Low shrinkage and non-warping	✓✓	X	X
More durable	✓✓	✓	X
Weather resistance	✓✓	✓	X
Easy to paint	✓	✓	✓✓
Dimension stability	✓✓	X	X
Maintenance free	✓✓	X	X
Environmentally-friendly	✓✓	X	✓

Roof Application

With the unique properties beyond the natural wood in terms of weather resistance, low stretching and shrinkage, and no bending as well as a variety of colors, sizes and profiles, Sera's roofing application products can meet various requirements, especially for external works with outstanding contemporary and modern designs.

SHERA Eaves

SHERA Eaves Pro **NEW**

SHERA Eaves Filler Unit

SHERA Eaves Drop

SHERA Eaves Lace





SHERA Eaves

The roof structure covering products consist of beveled edge model for modern houses and curved edge model for classic houses to enhance the houses' dimensions, strength and durability in any external climate.



Note: *Made-to-order product

Product Descriptions

Size (cm) (thickness*width*length)	Weight (kg/piece)				
	Curved Edge	Beveled Edge	Pro Model		
ā	Uncolored	Uncolored	Coral White	Red Mahogany	Merbau Brown
	Coral White	Coral White	Honey Teak Brown		
	Honey Teak Brown	Honey Teak Brown			
1.6 x 15 x 300	10.17	10.32	-	-	-
1.6 x 20 x 300	13.66	13.81	-	-	-
1.6 x 15 x 400	13.56	13.75	-	-	-
1.6 x 20 x 400	18.22	18.41	-	-	-
1.6 x 24 x 300	-	-	15.80	-	15.80
1.6 x 24 x 400	-	-	21.07	21.07	-



Another level of the design. Curved edge eaves create stylish impression of your house and reflect luxury taste

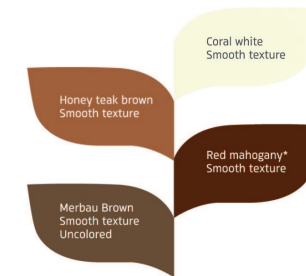


SHERA Eaves Pro

SHERA Eaves Pro with outstanding light weighted design can be installed quickly and completely in one piece, saving your time, available in unique profiles, ready to be installed and suitable for all types of houses.

Beautiful, modern and cost-saving
Complete in one piece and one day

- Pre painted, beautiful, durable, ready to be installed
- Promptly installable in one step, labor cost-saving
- Quickly finished installation
- Light weighted, conveniently transported




SHERA Eaves Filler Unit

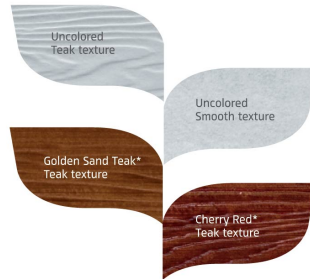
Used for covering the gap between Roman tiles and Trilon for decoration and preventing animals from entering under the roof.

Product Descriptions

Size (cm) (thickness*width*length)	Weight (kg/piece)	
	For Roman Tiles	For Trilon
0.8 x 15 x 300	Uncolored	
	3.50	4.00



SHERA Eaves Pro can reduce installation steps from 4 to 1
(Compared to installation of normal eaves model)



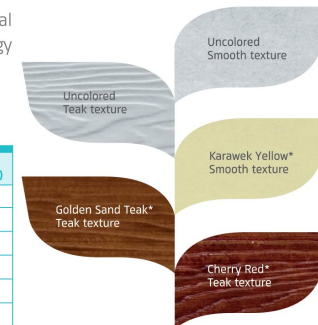

Note: * Made-to-order product

SHERA Eaves Drop

SHERA Eaves Drop is the perforated decorative piece for eaves and gables. It is made by water jet technology which creates perforated profiles on fiber cement to enhance fine arts on durable wood.

Product Descriptions

Model/Profile/Texture	Size (cm) (thickness*width*length)	Weight (kg/piece)
Classic profile, Teak texture	0.8 x 15 x 30	0.36
	0.8 x 15 x 50	0.70
Dokjik profile, Teak texture	0.8 x 15 x 30	0.38
	0.8 x 15 x 50	0.68
Puang Thong profile, Teak texture	0.8 x 15 x 30	0.42
	0.8 x 15 x 50	0.64
Golden Bell profile, Teak texture	0.8 x 15 x 30	0.41
	0.8 x 15 x 50	0.75
Heart profile, Smooth texture	0.8 x 20 x 30	0.52
	0.8 x 20 x 50	1.01




Note: * Made-to-order product

SHERA Eaves Lace

SHERA Eaves Lace is the perforated piece for horizontal decoration of the eaves. It is made by water jet technology which creates fine architectural engraved works.

Product Descriptions

Model/Profile	Size (cm) (thickness*width*length)	Weight (kg/piece)
Lotus profile, Teak texture	0.8 x 20 x 100	1.42
Dok Rak profile, Teak texture	0.8 x 20 x 100	1.76
Tulip profile, Teak texture	0.8 x 20 x 100	1.56
Heart profile, Smooth texture	0.8 x 30 x 100	2.83
Alamanda profile, Smooth texture	0.8 x 20 x 100	1.68
Sky Flower profile, Smooth texture	0.8 x 20 x 100	1.64



SHERA Eaves Lace is easy to installed for gable decoration and suitable for eaves.

Ceiling Application

Ceiling products are important for air flow system which cools the whole house, reduces heat and create beautiful impression. Our products are good looking for ceiling decoration by unique profiles and painting technique.

SHERA Strip

SHERA Strip Shine Light NEW

SHERA Skirt



SHERA Strip

Ceiling internal and external decorative items which help with ventilation of the air, resulting in energy saving and impressive building décor with a variety of profiles and sizes.

Product Descriptions

Model/Profile	Color	Size (cm) (thickness*width*length)	Weight (kg/piece)	Weight (kg/piece)
Square-cut edge, Teak texture	Uncolored	0.8 x 5.0 x 300	1.80	
		0.8 x 7.5 x 300	2.70	4.45
	Cherry Red	0.8 x 7.5 x 300	2.70	4.45
Square-cut edge, Smooth texture	Uncolored	0.8 x 7.5 x 300	2.70	4.45
		0.8 x 10 x 300	3.60	3.34
	Red Mahogany	0.8 x 7.5 x 300	2.70	4.45
Square-cut edge, Straight Grain texture	Uncolored	0.8 x 5.0 x 300	1.80	6.67
V-cut edge, Smooth texture	Uncolored	0.8 x 7.5 x 300	2.70	4.45
		0.8 x 10 x 300	3.60	3.34
	Red Mahogany	0.8 x 7.5 x 300	2.70	4.45
V-cut edge, Straight Grain texture	Uncolored	0.8 x 7.5 x 300	2.70	4.45
		0.8 x 10 x 300	3.59	3.33
	Oak Shine Light	0.8 x 7.5 x 300	2.70	4.45
	Red Oak Shine Light Rosewood Shine Light			

SHERA Strip Shine Light

New

The latest products from SHERA with innovative shining colors like natural wood. It is uniquely strong weather resistant, dust free and less maintenance needed.

*Shine Light
Timeless Beauty*



SHERA Skirt

Suitable for decoration and finishing of ceiling and wall in part of skirt and edge to ensure seamlessness and beauty.

Product Descriptions

Size (cm) (thickness*width*length)	Weight (kg/piece)	
	Classic	Modern
0.8 x 5.0 x 300	1.80	1.80
0.8 x 7.5 x 300	2.10	2.10




Loft walls decorated with SHERA Ceiling Skirt instead of traditional brick wall.


Wall Application

SHERA wall application products create diversity to wall decoration. It not only reflects warmth through natural wood profiles and colors but also express modern look through various finishing and coloring by using environmentally-friendly technology. Our products have better properties than natural wood including durability, weather resistance and longer useful life, which helps fulfill consumer desire.

SHERA Plank

SHERA Plank Shine Light 

SHERA Splendid Plank



- Uncolored, Straight Grain texture
- Uncolored, Cassia texture
- Uncolored, Teak texture
- Light Yellow, Teak texture
- Light Blue, Teak texture
- Honey Teak Teak texture
- Red Wood, Teak texture
- Merbau Brown Teak texture
- Red Mahogany, Teak texture
- Afrososa Brown, Teak texture
- Walnut, Teak texture
- Cherry Red, Teak texture
- Golden Sand Teak, Teak texture
- Real Golden Teak, Teak texture
- Golden Teak Shine Light, Teak texture
- Brown Teak Shine Light, Teak texture
- Redwood, Shine Light, Teak texture

SHERA Plank

SHERA Plank is the premium substitute wood product with a variety of profile, sizes, beautiful same as natural wood suitable for internal and external wall application, flexible, low shrinkage and non-warping, termite and insect proof.

SHERA Plank Shine Light New

The latest product from SHERA with shining colors, uniquely strong, weather resistant, dust free, and less maintenance needed.

Product Descriptions

Size (cm) (thickness*width*length)	Weight (kg/piece)	Quantity (pieces/sq.m)
0.8 x 15 x 300	5.40	2.67
0.8 x 15 x 400	7.20	2.00
0.8 x 20 x 300	7.20	2.00
0.8 x 20 x 400	9.60	1.50

*Shine Light
Timeless Beauty*

SHERA Splendid Plank

Another step of modern wall application which perfectly combines natural look with splendid designs. Its profiles and sizes can fulfill the needs of all designs with perfect assembly method that ease your concern of screw marks.



Product Descriptions

Model	Size (cm) (thickness*width*length)	Weight (kg/piece)		Quantity (pieces/sq.m)
		Cassia Texture	Smooth Texture	
Orchid Tree	1.0 x 15 x 300	6.73	6.73	2.67
	1.0 x 20 x 300	-	8.97	1.67
Croton	1.0 x 15 x 300	5.77	5.77	2.57
Yellow Frame	1.0 x 15 x 300	5.77	5.77	2.57
Jacaranda	1.0 x 15 x 300	5.78	-	2.55
Modern Stagger	1.0 x 10 x 300	-	3.71	4.17
	1.0 x 15 x 300	-	5.95	2.57
	1.0 x 20 x 300	-	8.19	1.86

- Uncolored, Cassia texture
- Uncolored, Smooth texture

- Orchid Tree, Cassia texture
- Yellow Frame Cassia texture
- Jacaranda, Cassia texture
- Modern Stagger, Smooth texture

- Orchid Tree, Smooth texture, Uncolored
- Orchid Tree, Cassia texture, Uncolored
- Croton, Smooth texture, Uncolored
- Croton, Cassia texture, Uncolored
- Yellow Frame, Smooth texture, Uncolored
- Yellow Frame, Cassia texture, Uncolored
- Modern Stagger, Smooth texture, Uncolored
- Jacaranda, Cassia texture, Uncolored



Do not hammer directly on the plank. Installation with screws is recommended for extending the plank's useful life.

Floor Application


SHERA wood flooring substitute products are the latest innovations derived from the environmental conservation concept which allows us to stay close to nature without destroying it. SHERA Floor Plank and Shera Stair Tread create natural wood profiles and thickness. We are the only one who can produce 50 mm-thick planks, which is another challenge for us in terms of combining contemporary design to advanced technology as well as environmental concern, resulting in unique products for the future with full range of usefulness.

SHERA Floor Plank

SHERA Color Through NEW

SHERA Stair Tread

SHERA Skirt



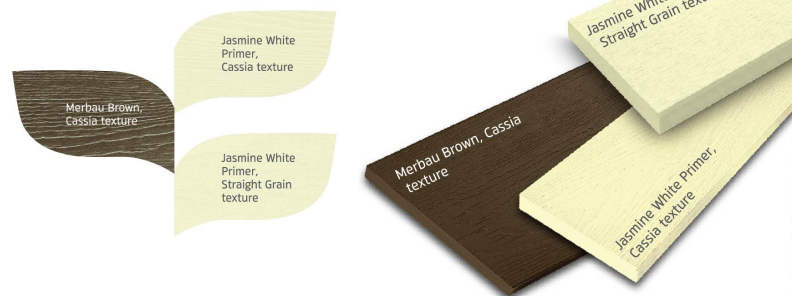
SHERA Floor Plank

SHERA Floor Plank has been trusted for force resistance and installation on sub flume which saves the structure and meet all needs of internal and external applications with natural wood texture including Straight Grain Texture and Cassia Texture.

Product Descriptions

Profile	Color	Size (cm)	Quantity (pieces/sq.m.)	Weight (kg.)
Cassia	Jasmine White Primer	3.0 x 10 x 300	3.33	13.09
		2.5 x 15 x 300	2.22	16.36
		2.5 x 20 x 300	1.67	21.82
		2.5 x 25 x 300	1.33	27.28
		2.5 x 30 x 300	1.11	32.74
	Merbau Brown	3.0 x 10 x 300	3.33	13.09
		2.5 x 15 x 300	2.22	16.36
		2.5 x 20 x 300	1.67	21.82
		2.5 x 25 x 300	1.33	27.28
		2.5 x 30 x 300	1.11	32.74
Straight Grain	Jasmine White Primer	2.5 x 15 x 300	2.22	16.36
		2.5 x 20 x 300	1.67	21.82

Remark: SHERA Floor Plank of all profiles have V-cut edge.



SHERA Roll Floor Plank

SHERA Floor Plank is designed for force resistance. It is stronger with 12-inch thickness plank which is rolled to make it look like 4-inch plank placed together to serve more functions, save time and save installation cost.

Product Descriptions

Profile	Color	Size (cm)	Quantity (pieces/sq.m.)	Weight (kg.)
One roll Cassia	Jasmine White Primer	2.5 x 30 x 300	1.11	32.74
Two roll Cassia		2.5 x 30 x 300	1.11	32.74
Three roll Cassia		2.5 x 30 x 300	1.11	32.74

Jasmine White Primer, Cassia texture



To extend the useful life of SHERA Floor Plank, SHERA Extra Nano Primer is recommended be applied on 6 sides of the plank prior to installation. In case of cutting, the cut side shall be applied with the primer.



SHERA Color Through Floor Plank

SHERA is the first and the only one that use advanced technology to produce color through floor plank which gives the natural wood feels. The wood color will last long with less maintenance.

Product Descriptions

Profile	Color	Size (cm)	Quantity (pieces/sq.m.)	Weight (kg.)
Straight Grain	Brown Wenge	2.5 x 15 x 300	16.38	2.22
		2.5 x 20 x 300	21.84	1.67
	Tropical Oak	2.5 x 15 x 300	16.38	2.22
		2.5 x 20 x 300	21.84	1.67
	Golden Sand Teak	2.5 x 15 x 300	16.38	2.22
2.5 x 20 x 300		21.84	1.67	
Cassia	Chestnut Brown	2.5 x 15 x 300	16.38	2.22
		2.5 x 20 x 300	21.84	1.67


Remark: SHERA Floor Plank of all profiles have V-cut edge.

Special Properties

- Pre painted, ready for installation
- Beautiful color through, scratch resistance
- Giving the feel of natural woods
- Easy to be installed with sub flame at 40 cm distance



NEW! SHERA Color Through Floor Plank is beautiful, durable and better resistant to scratches when used with SHERA Top Guard (TG-0000)

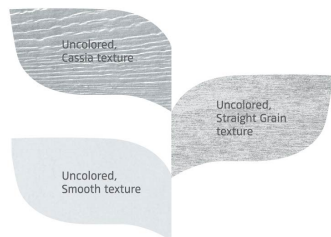


SHERA Stair Tread


With manufacturing innovations, *SHERA* can produce maximum 3.5-cm thick stair tread. Durability and beauty like natural wood, *SHERA* Stair Tread provides safety as it can support weight and force resistance. Therefore, it can be installed on both steel and concrete structure.

Product Descriptions

Color Groups	Product	Size (cm)	Quantity (pieces/sq.m.)	Weight (kg.)
SHERA Stair Tread, Cassia texture: Horizontal				
Uncolored	SHERA Stair Tread, Cassia texture: Horizontal	2.5 x 25 x 120	11.56	10.86
	SHERA Stair Tread, Cassia texture: Horizontal	2.5 x 30 x 120	13.87	13.05
	SHERA Stair Tread, Cassia texture: Horizontal	3.5 x 25 x 120	16.23	15.23
	SHERA Stair Tread, Cassia texture: Horizontal	3.5 x 27 x 120	17.53	16.46
	SHERA Stair Tread, Cassia texture: Horizontal	3.5 x 30 x 120	19.47	18.29
SHERA Stair Tread, Straight Grain texture: Horizontal				
Uncolored	SHERA Stair Tread, Straight Grain texture: Horizontal	3.5 x 27 x 120	16.23	16.46
	SHERA Stair Tread, Straight Grain texture: Horizontal	3.5 x 30 x 120	19.47	18.29
SHERA Stair Tread, Smooth texture: Vertical				
Uncolored	SHERA Stair Tread, Smooth texture: Vertical	1.6 x 15 x 120	4.45	4.19
	SHERA Stair Tread, Smooth texture: Vertical**	1.6 x 20 x 120	5.94	5.59



Remark: ** Made-to-order products
SHERA Stair Tread, Vertical has smooth texture only.



SHERA Skirt

Floor skirt conceals joints between the wall and the ceiling or the wall and the floor as well as hiding electrical cables, preventing stains on the wall, and create perfect impression of the house.

Product Descriptions

Product	Color	Size (cm) (thickness*width*length)	Weight (kg/piece)	Classic	Modern	Colonial
Skirt	Uncolored	1.2 x 10 x 300	5.33	✓	✓	✓
End Skirt	Uncolored	1.2 x 10 x 100	1.83	✓	✓	X



Installation of skirt along the steps not only creates beautiful image of the stairs but also helps with marking the boundary of the steps which enhances safety for residents.


Door Application

We are the first to produce door frame and fiber cement door panel which prevents the problem of bending or curving as the materials are resistant to sunlight and humidity. Also termite and insect proof, prolonging the useful life of doors.

SHERA Door Frame


SHERA Door Panel





SHERA Door Frame

Installable within a short period, not bending, resistant to humidity, termites, fire, and longer useful life.



Product Descriptions

Model	Hinge	Chisel Rabbet / Hinge	Color	Size/Weight		
				70 x 210 cm	80 x 210 cm	90 x 210 cm
Classic	No hinge	Not rabbet	Uncolored	24.30 kg	24.80 kg	25.30 kg
Frame Set	W/ 4 hinges			25.10 kg	25.60 kg	26.10 kg
Frame (Left)	No hinge	Rabbet		23.84 kg	24.70 kg	25.25 kg
Frame (Right)				23.84 kg	24.70 kg	25.25 kg

Remark: The actual product is uncolored which is different from the descriptions herein.



SHERA Door Frame can be installed within 40 minutes with standard finished frame design that allows prompt installation. It is stronger than general door frame installation which requires 45-degree combination.



SHERA Door

It has higher quality than general doors, is durable for opening and closing, not stretching or shrinking due to climate change. There are various sizes according to international standards. The design is simple and modern.

Product Descriptions

Model	Knob Hole	Color	Size / Weight		
			70 x 200 cm Thickness 3.5 cm	80 x 200 cm Thickness 3.5 cm	90 x 200 cm Thickness 3.5 cm
GP01	Yes	White	40.5 kg	44.5 kg	49.5 kg
GP02	No		41 kg	45 kg	50 kg
GP03	Yes		32 kg	35 kg	38 kg

Remark: The actual product is White Primer which is different from the descriptions herein.

Special Properties

- Termite and insect proof
- Easy installation with knock-down system
- Not bending, twisting, No delivery problem
- Standard size, ready for installation
- Long useful life
- Safer for residents with beautiful curved edge
- Strong, durable and weather resistance
- Environmentally-friendly products

Decorative Application

A variety of fiber-cement products are provided to create a better living experience. Creative innovations eliminate the limitations of natural wood for internal and external decoration.

SHERA Vent Board

SHERA Baluster

SHERA Fence

SHERA Fence Shine Light New

SHERA Décor Wood





SHERA Vent Board

Various perforated boards are suitable for decoration as partitions, wall opening, and ventilation opening, creating impressive design to any part of the house.




Light Yellow*
Smooth texture

Uncolored
Smooth
texture

Remark: *Made-to-order products

Product Descriptions

Model/Texture	Size (cm) (thickness*width*length)	Weight (kg/piece)
Nepal Trumpet, Smooth	1.0 x 60 x 200	11.71
Star Jasmine, Smooth	1.0 x 60 x 200	13.40
Star Jasmine, Smooth	1.0 x 19 x 100	1.88
Blossom, Smooth	0.8 x 60 x 120	7.30
Paragon, Smooth	1.0 x 30 x 152	3.83
Liana, Smooth	1.0 x 49 x 104	5.33
Heart, Smooth	0.8 x 45 x 90	3.73
	0.8 x 70 x 90	6.08
Louise, Smooth	0.8 x 60 x 60	2.84
Fountain Plant Smooth	1.0 x 60 x 60	4.15



SHERA Baluster


Perforated wood for handrail and terrace edge decoration. Not erosive due to climate despite external installation.

Product Descriptions

Size (cm) (thickness*width*length)	Weight (kg/piece)	
	Rose, Smooth texture, Uncolored	Lily, Smooth texture, Uncolored
1.2 x 15 x 80	2.10	1.80

Uncolored
Smooth
texture





SHERA Fence

Creating new styles of fence and decorative work, it is easy to install on wood and steel frame, not bending, twisting and decay. There are a variety of choices for perfect fence decoration.

SHERA Fence Shine Light New

The latest products from SHERA with innovative shining colors like natural wood. It is uniquely strong and weather resistant, dust free and less maintenance needed.

Product Descriptions

Model/Texture	Color	Size (cm) (thickness*width*length)	Weight (kg/piece)
Modern, Smooth	Uncolored	1.2x 10 x 300	5.33
	Coral White / Honey Teak	1.6 x 10 x 150	3.60
Classic, Smooth	Coral White / Honey Teak	1.6 x 10 x 150	3.40
		1.6 x 10 x 100	2.20
Classic, Straight Grain	Oak Shine Light	1.6 x 10 x 100	2.20
	Red Oak Shine Light		

Thicker, stronger, more durable

Pre painted, beautiful in all respects (2-layered coating, painted on all sides)

Fast, ready to install

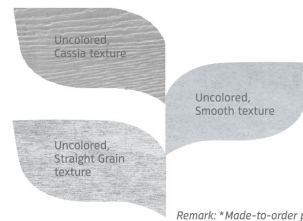


SHERA Décor Wood

Generating a variety of modern building decoration. It can be used as blinds to fulfill all needs and gives the natural wood feeling.

Product Descriptions

Texture	Size (cm) (thickness*width*length)	Weight (kg/piece)	Quantity (pieces/sq.m.)
Cassia	1.6 x 7.5 x 300	5.24	4.44
	2.5 x 5.0 x 300	5.46	6.67
	2.5 x 10 x 300	10.90	3.33
Smooth	1.6 x 5.0 x 300	3.49	6.67
	1.6 x 7.5 x 300	5.24	4.44
Straight Grain	2.5 x 5.0 x 300	5.78	6.67



Remark: *Made-to-order products

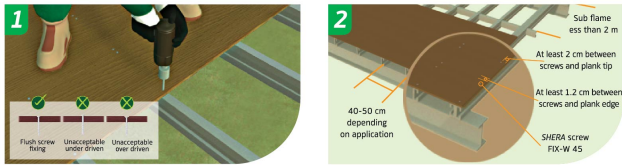


A wide range of sizes to meet all preferences. SHERA provides the most choices of décor wood the suits your taste.

Wall Application		Plank							Roof Application										
		Product Groups	Texture	Color	Size (thick*wide*length)	Model (Edge/Profile)	Weight Kg/pcs	Quantity (pcs/sq.m.)	Product Groups	Texture	Color	Size (thick*wide*length)	Model (Edge/Profile)	Weight Kg/pcs	Quantity (pcs/sq.m.)				
Wall Application	Plank		Cassia	Uncolored	0.8 x 15 x 300	Square-cut edge	5.40	2.67		Smooth	Uncolored	1.6 x 15 x 300	Curved edge	10.17	-				
					0.8 x 15 x 400		7.20	2.00			Coral White	1.6 x 20 x 300		13.66	-				
			Teak	0.8 x 20 x 300	7.20	2.00	Honey Teak	1.6 x 15 x 400			13.56	-							
				0.8 x 20 x 400	9.60	1.50	Red Mahogany**	1.6 x 20 x 400			18.22	-							
			Teak	Uncolored	0.8 x 15 x 300	Square-cut edge	7.20	2.00		Uncolored	1.6 x 15 x 300	Beveled edge	10.32	-					
					Honey Teak					1.6 x 20 x 300	13.81		-						
					Golden Sand Teak					1.6 x 15 x 400	13.75		-						
					Afomrosia Brown					1.6 x 20 x 400	18.41		-						
					Red Cherry					1.6 x 24 x 300	Pro		16.87	-					
					Walnut Brown								23.22	-					
					Red Mahogany					Teak	Uncolored		0.8 x 15 x 300	Square-cut edge	9.60	1.50	For Trilon	3.50	-
					Light Blue												For Roman Tile	4.00	-
					Redwood Brown					Teak	Uncolored		0.8 x 15 x 300	Square-cut edge	9.60	1.50	Classic	1.80	-
					Merbau Brown												Modern	1.80	-
		Golden Teak	2.70	-															
		Brown Teak Shine Light	2.70	-															
		Splendid Plank	Splendid Plank	Cassia	Uncolored	1.0 x 15 x 300	Orchid Tree	6.73		2.67		Smooth	Uncolored	0.8 x 5.0 x 300	Square-cut edge	1.80	6.67		
						1.0 x 15 x 300								6.73		2.67	0.8 x 7.5 x 300	2.70	-
	1.0 x 20 x 300					8.97			1.67					0.8 x 5.0 x 300		1.80	-		
				Cassia	Uncolored	1.0 x 15 x 300	Croton	5.77	2.57	0.8 x 7.5 x 300		2.70	-						
										0.8 x 15 x 300		5.77	2.57	0.8 x 10 x 300	3.60	3.34			
				Cassia	Uncolored	1.0 x 15 x 300	Yellow Frame	5.77	2.57	Smooth		Uncolored	V-cut edge	2.70	4.45				
														0.8 x 7.5 x 300	2.70	4.45			
				Cassia	Uncolored	1.0 x 15 x 300	Jacaranda	5.78	2.55	Smooth		Uncolored	V-cut edge	3.60	3.34				
														0.8 x 10 x 300	3.71	4.17			
				Cassia	Uncolored	1.0 x 15 x 300	Modern Stagger	5.95	2.57	Smooth		Uncolored	V-cut edge	3.60	3.34				
		1.0 x 15 x 300	5.95								2.57								
		Cassia	Uncolored	1.0 x 20 x 300	Modern Stagger	8.19	1.86	Smooth	Uncolored	V-cut edge	2.70	4.45							
1.0 x 20 x 300											8.19	1.86							
Ceiling Application	Strip	Cassia	Uncolored	1.0 x 15 x 300	Orchid Tree	6.73	2.67		Smooth	Uncolored	0.8 x 7.5 x 300	Square-cut edge	2.70	4.45					
															Red Mahogany	0.8 x 7.5 x 300	2.70	4.45	
			Cassia	Uncolored	1.0 x 15 x 300	Croton	5.77		2.57	Smooth	Uncolored	V-cut edge	2.70	4.45					
													Red Mahogany	0.8 x 7.5 x 300	2.70	4.45			
			Cassia	Uncolored	1.0 x 15 x 300	Yellow Frame	5.77		2.57	Smooth	Uncolored	V-cut edge	2.69	4.44					
													Red Mahogany	0.8 x 7.5 x 300	2.70	4.45			
			Cassia	Uncolored	1.0 x 15 x 300	Jacaranda	5.78		2.55	Smooth	Uncolored	V-cut edge	3.59	3.33					
													Red Mahogany	0.8 x 7.5 x 300	2.70	4.45			
			Cassia	Uncolored	1.0 x 15 x 300	Modern Stagger	5.95		2.57	Smooth	Uncolored	V-cut edge	1.80	6.67					
													Red Mahogany	0.8 x 7.5 x 300	2.70	4.45			
	Cassia	Uncolored	1.0 x 20 x 300	Modern Stagger	8.19	1.86	Smooth	Uncolored	V-cut edge	1.80	6.67								
										Red Mahogany	0.8 x 7.5 x 300	2.70	4.45						
	Cassia	Uncolored	1.0 x 20 x 300	Modern Stagger	8.19	1.86	Smooth	Uncolored	V-cut edge	1.80	6.67								
										Red Mahogany	0.8 x 7.5 x 300	2.70	4.45						

Floor Application								Decorative Application									
	Product Groups	Texture	Color	Size (thick*wide*length)	Model (Edge/Profile)	Weight Kg/pcs	Quantity (pcs/sq.m.)		Product Groups	Texture	Color	Size (thick*wide*length)	Model (Edge/Profile)	Weight Kg/pcs	Quantity (pcs/sq.m.)		
Floor Plank		Cassia	Jasmine White Primer	3.0 x 10 x 300	V-cut edge	13.09	3.33		Cassia	Uncolored	Uncolored	1.6 x 7.5 x 300	Square-cut edge	5.24	4.44		
				2.5 x 15 x 300		16.36	2.22					2.5 x 5.0 x 300		5.46	6.67		
				2.5 x 20 x 300		21.82	1.67					2.5 x 10 x 300		10.90	3.33		
				2.5 x 25 x 300		27.28	1.33					1.6 x 5.0 x 300		3.49	6.67		
				2.5 x 30 x 300		32.74	1.11							1.6 x 7.5 x 300	5.24	4.44	
		Straight Grain	Jasmine White Primer	2.5 x 15 x 300	V-cut edge	16.36	2.22			Straight Grain	Uncolored	Uncolored	2.5 x 5.0 x 300	V-cut edge	5.78	6.67	
				2.5 x 20 x 300		21.82	1.67										
	Floor Plank Roll		Cassia	Jasmine White Primer	2.5 x 30 x 300	One roll	32.74		1.11		Smooth	Coral White, Honey Teak	Coral White, Honey Teak	1.6 x 10 x 150	Modern	3.60	-
						Two roll											
						Three roll											
	Color Through Floor Plank		Straight Grain	Brown Wenge	V-cut edge	16.38	2.22				Smooth	Coral White, Honey Teak	Coral White, Honey Teak	1.6 x 10 x 100	Classic	2.20	-
Tropical Oak																	
Golden Sand Teak																	
2.5 x 20 x 300				21.84				1.67									
Cassia	Chestnut Brown	2.5 x 20 x 300	21.84	1.67													
Stair Tread		Cassia	Uncolored	2.5 x 25 x 120	Horizontal, Curved edge	10.86	-				Smooth	Uncolored	Uncolored	Classic with left/right hinge	10 x 70 x 210	24.30	-
				2.5 x 30 x 120		13.87	-								10 x 80 x 210	24.80	
				3.5 x 25 x 120		15.23	-								10 x 90 x 210	25.30	
				3.5 x 27 x 120		16.46	-										
		Straight Grain	Uncolored	3.5 x 27 x 120	Horizontal, Curved edge	16.46	-										
				3.5 x 30 x 120		18.29	-										
Skirt		Smooth	Uncolored	1.2 x 10 x 300	Classic	5.48	-		Smooth	Finished White	Finished White	GPO1	3.5 x 70 x 200	41	Can order door panel without knob hole		
					Colonial								3.5 x 80 x 200	45			
					Modern								3.5 x 90 x 200	50			
Skirt Ending		Smooth	Uncolored	1.2 x 10 x 100	Classic	1.83	-		Smooth	Finished White	Finished White	GPO3	3.5 x 70 x 200	32	Can order door panel without knob hole		
					Modern								3.5 x 80 x 200	35			
													3.5 x 90 x 200	38			

Installation on Steel/Wooden Sub Flame with Screw



Fix SHERA Floor Plank which has been painted on 6 sides with steel sub flame by using SHERA screws FIX-W 45 (in case of wooden sub flame, use SHERA screw FX-T 1 1/4"). Fasten screws on both sides of SHERA Floor Plank. Put screws in the center of the Floor Plank only in case of 6"/8" plank fix it with steel sub flame along the floor plank.

Screw positions should be at least 1.2 cm away from the SHERA Floor Plank's edge and at least 2 cm from the SHERA Floor Plank's end.

Remark: Fasten the screws so that screw heads are flush evenly with SHERA floor plank's surface or 1-2 mm below.

General Eaves Installation (6" - 8" wide)



1 8" plank is installed on roof structure.

2 6" plank is installed on 8" plank.

3 Apply primer.

4 Apply paint on top of primer.

SHERA Eaves Pro Installation




"Installation Completed in One Step"

Pre painted ready for installation



Instructions for SHERA Painting

Painting Processes	Uncolored	Primered wood	Pre painted wood
1. Prepare and clean the surface.			
2. Apply SHERA Primer on 6 sides.			
3. Apply SHERA Paint Monotone or Transparent for fiber cement two times.			
4. Apply SHERA Top Guard one or two times (in case of floor plank or heavily used floor).			



SHERA Door Installation Process



Compare SHERA Door Panel with SHERA Door Frame from the inside to check compatibility of the panel and the frame.

Cut the door panel by using a hand saw. The cutting point should not exceed 2 mm from each side and 25 mm from the top and the bottom.



Compare the finished SHERA Door Panel with the frame. Use pegs to support the bottom. Adjust to ensure equal gaps at the top and the bottom. The panel should be 3-4 mm away from each side of the frame.


Fix the hinge to SHERA Door Frame with 1 1/2" SHERA screws starting from the upper hole of each hinge. Then, try opening and closing the panel before putting all screws.

SHERA Door Frame Installation Process - Wet System



Before assembling SHERA Door Frame, mark appropriate position for fixing screws for tying pole and lintel at the distance shown in the picture. Fix 8x3" screw on the door frame at 2.5 cm lower than the door frame surface.

Spare 10 cm gaps around the frame to insert the pole and tie 6 mm steel. Put assembled SHERA Door Frame into the gaps. Firmly tie the pole and screws at the back of the frame by using steel wire or welding.



Put the horizontal wood between the door frame and floor by hammering concrete nails to prevent the door frame from moving.

Assemble molds at the side and pour concrete into the molds. Leave concrete dry and remove the mold and supporting wood.

SHERA Door Frame Installation Process - Dry System

- Spare the wall space for 75.5, 85.5, 95.5 cm for the door frame sized 70, 80 and 90 cm, respectively, and fix corner beads appropriately.
- For concrete wall, installation should be made with plastic anchors.

Prohibitions : 1. Do not fix screws with SHERA door frame and door panel directly. Always drill first.
2. Never hammer nails onto

SHERA Tools and Equipment



SHERA Sealant PU 25
For jointing gaps
SHERA Product
Packing 310/600 ml



SHERA Barrel Gun
For using with SHERA Sealant PU 25
For both 310 ml and 600 ml



SHERA Acrylic Paint
Available for all colors for painting
screw heads and wood cutting
Packing 0.525 liter Application
quantity 10 sq.m./liter



SHERA Screw FIX-W
Screws for installing SHERA wood to steel
sub frame. Screw heads are embedded
firmly into the wood to create a neater
finish than conventional screws.
Quality Class: 2
Length (mm): 32 and 45
Diameter: No. 8
Packing: FIX-W32GB = 500 pcs/box
FIX-W45GB = 250 pcs/box



SHERA Screw FIX-T
Screws for installing SHERA wood to wood
sub frame. Screw heads are embedded
firmly into the wood to create a neater
finish than conventional screws.
Quality Class: 2
Length (inch): 1 1/4 and 1 3/4
Diameter: No. 8
Packing: FIX-W32GB = 500 pcs/box
FIX-W45GB = 250 pcs/box



**SHERA Corner Piece,
Smooth Texture**
For internal and external wall
cornering
Size (cm): 0.6 x 8 x 305

SHERA Steel Corner Piece

For internal and external wall
cornering. More beautiful than traditional wooden
corner piece as it can be installed without
nail or screw marks marring the surface.
Consists of two steel corner pieces, outer
piece covers over the inner section, with
the powder coating system producing a
smooth texture.
Size (cm): 7.5 x 300

Characteristics of frames	SHERA Plank / SHERA Splendid Plank SHERA Skirt and SHERA Strip	SHERA EAVES 1st layer	SHERA EAVES 2nd layer	SHERA Floor Plank and SHERA Décor Wood
Installation on steel sub frame	SHERA screws FIX-W32GB	SHERA screws FIX-W32GB	SHERA screws FIX-W45GB	SHERA screws FIX-W45GB
Installation on wood sub frame	SHERA screws FIX-T 1 1/4"	SHERA screws FIX-T 1 1/4"	SHERA screws FIX-T 1 1/4"	SHERA screws FIX-T 1 1/4"

SHERA Wood Storage



- Do not stack SHERA Wood Product more than 100 cm high and a piece of wood should be put under SHERA wood product each 50 cm height along the width of SHERA Wood Product.

- SHERA Wood Product should be stacked in a dry, flat place and covered with canvas or plastic to ensure equilibrium moisture content prior to installation. Do not install SHERA Wood Product in wet condition as it may cause cracks due to stretching or shrinkage at the gaps, screw or nail holes.

Technical Data

Properties	Standard	Unit	SHERA Plank SHERA Strip, Teak Texture	SHERA Splendid Plank	SHERA Skirt SHERA Laminate Skirt SHERA Fence SHERA Baluster	SHERA Ceiling Skirt	SHERA Strip, Smooth Texture SHERA Strip, Straight Grain Texture	15 cm thick SHERA Eaves SHERA Stair Tread SHERA Floor Plank	SHERA Filler Unit 25 mm thick SHERA Floor Plank SHERA Décor Wood	SHERA Floor Plank 30 mm thick SHERA Stair Tread	SHERA Door Frame
------------	----------	------	---	-------------------------	---	------------------------	---	--	---	---	------------------------

Physical Properties

1. Thickness tolerance	ASTM C1185	mm.	+/- 0.50	+/- 0.60	+/- 0.72	+/- 0.48	+/- 0.48	+/- 0.96	+/- 0.50	+/- 1.50	+/- 2.0	+/- 2.0
2. Density	ASTM C1185	kg/m ³	1300-1400	1250-1350	1300-1400	1300-1400	1300-1400	1300-1400	1300-1400	1300-1390	1300-1390	1300-1390
3. MOR (Avg)	ASTM C1185	MPa	-	≥ 9 (WEI)	-	-	-	-	-	-	-	-
4. MOR (MD)	ASTM C1185	MPa	-	-	≥ 12 (EMC)	≥ 12 (EMC)	-	≥ 12 (EMC)	-	≥ 11 (EMC)	≥ 11 (EMC)	≥ 11 (EMC)
5. Toughness (MD)	-	J/m ²	≥ 12 (EMC)	-	≥ 10 (EMC)	≥ 7 (EMC)	≥ 12 (EMC)	≥ 10 (EMC)	≥ 9 (EMC)	≥ 12 (EMC)	-	n.a.
6. Water Absorption	ASTM C1185	%	≤ 35	≤ 35	≤ 35	≤ 35	≤ 35	≤ 35	≤ 35	≤ 35	≤ 35	≤ 35
7. Moisture	ASTM C1185	%	≤ 15	≤ 15	≤ 15	≤ 15	≤ 15	≤ 15	≤ 15	≤ 15	≤ 15	≤ 15
8. Water Content Tightness	ASTM C1185	-	-	-	-	-	-	-	-	-	-	Whu
9. pH value	ISO 10390:2005	-	7	7	7	7	7	7	7	7	7	7

Fire Resistance Properties

10. Non-inflammability	BS476 Part 4	Pass	Pass	Pass	Pass	Pass	Pass	Pass	Pass	Pass	Pass	Pass
11. Inflammability	BS476 Part 5	Pass	Pass	Pass	Pass	Pass	Pass	Pass	Pass	Pass	Pass	Pass
12. Fire Propagation Index	BS476 Part 6	Pass	Pass	Pass	Pass	Pass	Pass	Pass	Pass	Pass	Pass	Pass
13. Surface Spread of Flame	S476 Part 7	Pass	Pass	Pass	Pass	Pass	Pass	Pass	Pass	Pass	Pass	Pass

Durability Properties

14. Freeze / Thaw Resistance	ASTM C1185	Pass	Pass	Pass	Pass	Pass	Pass	Pass	Pass	Pass	Pass	Pass
15. Warm Water Resistance	ASTM C1185	Pass	Pass	Pass	Pass	Pass	Pass	Pass	Pass	Pass	Pass	Pass
16. Heat / Rain Resistance	ASTM C1185	Pass	Pass	Pass	Pass	Pass	Pass	Pass	Pass	Pass	Pass	Pass
17. Soak / Dry Resistance	BS EN 12467	Pass	Pass	Pass	Pass	Pass	Pass	Pass	Pass	Pass	Pass	Pass

Testing Institutions



SHERA™