

Landscape

Photography Magazine

©Andrew Waddington



**Winter
Wonderland**

ISSUE 72 • FEBRUARY 2017

EXPLORE NEW DIMENSIONS



GFX

MEDIUM FORMAT

EXPERIENCE MORE AT GFX50S.COM

G MOUNT 43.8 X 32.9MM SENSOR OFFERS MULTIPLE ASPECT RATIOS
X-PROCESSOR PRO DELIVERS 51.4 MEGAPIXELS FOR CREATIVITY WITHOUT COMPROMISE

[f /FUJIFILMXUS](https://www.facebook.com/FUJIFILMXUS) [@FUJIFILMX_US](https://www.instagram.com/FUJIFILMX_US) [#FUJIFILMGFX_US](https://twitter.com/FUJIFILMX_US)

FUJIFILM AND FUJINON ARE TRADEMARKS OF FUJIFILM CORPORATION AND ITS AFFILIATES.
© 2017 FUJIFILM NORTH AMERICA CORPORATION AND ITS AFFILIATES. ALL RIGHTS RESERVED.

FUJIFILM

Welcome



New Year, New Commitments

It has been a very busy month here at LPM. Not only have we put together another bumper issue for you, but we are also pleased to announce the launch of our new companion website, f11news.com, bringing you all the latest relevant news from the world of landscape and wildlife photography.

In 2016 we brought you the LPM Forum, where you can share your images within a community of like-minded people – and the Workshop Directory, where you can list and promote your photo tours company or book your next adventure. Both have proved hugely popular and continue to grow daily.

For 2017 we are stepping it up even further. As Landscape Photography Magazine and Wild Planet Photo Magazine join forces to bring you the news that you want to read, we have combined the landscape and wildlife forums as well as regular free content in one place.

We are still putting the finishing touches to it but would love to hear your views, so please do get in touch and tell us what you think. We look forward to welcoming you there and seeing where the rest of 2017 leads us.

Finally, don't forget to check out the Winter Wonderland gallery. Thank you all for uploading your outstanding images, it is a great pleasure and honour to publish them in these pages.

Dimitri Vasileiou

Editor: Dimitri Vasileiou - dimitri@landscapephotographymagazine.com

Deputy Editor & Designer: Paul Vasiliou

Website & social media platforms: Peter Bell

To advertise please contact

Europe Division:

Melanie Beck · +44 7920 483106 - +44 1273 471324

ads@landscapephotographymagazine.com - theultimateimage@btconnect.com

N America Division:

Tiffany Briley · +1 502 645 1501 - tiffany@landscapephotographymagazine.com

Landscape Photography Magazine was founded in 2011 and is published online 13 times a year.
www.landscapephotographymagazine.com

Contents



Keep up to date with our latest news, competitions and giveaways. Follow us and never miss a thing.

Become a member

Click here to find out about our latest subscription offers.



Get Published

Click here to find out how to send us your pictures for publication in the magazine.



Los Glaciers NP

Argentina
This month's cover is by LPM contributor... Andrew Waddington.



Galleria

Every month we showcase the best pictures submitted for publication by our loyal readers and followers. Send us your best picture and besides being published in the world's leading online photo magazine, you could also win a Platinum membership for a year




Kubínska hol'a, Slovakia by Peter Seitler from Slovakia • Canon 550D, Canon 17-40mm f/4L, f/11, 1/500sec, ISO 100

Galleria is sponsored by
FUJIFILM

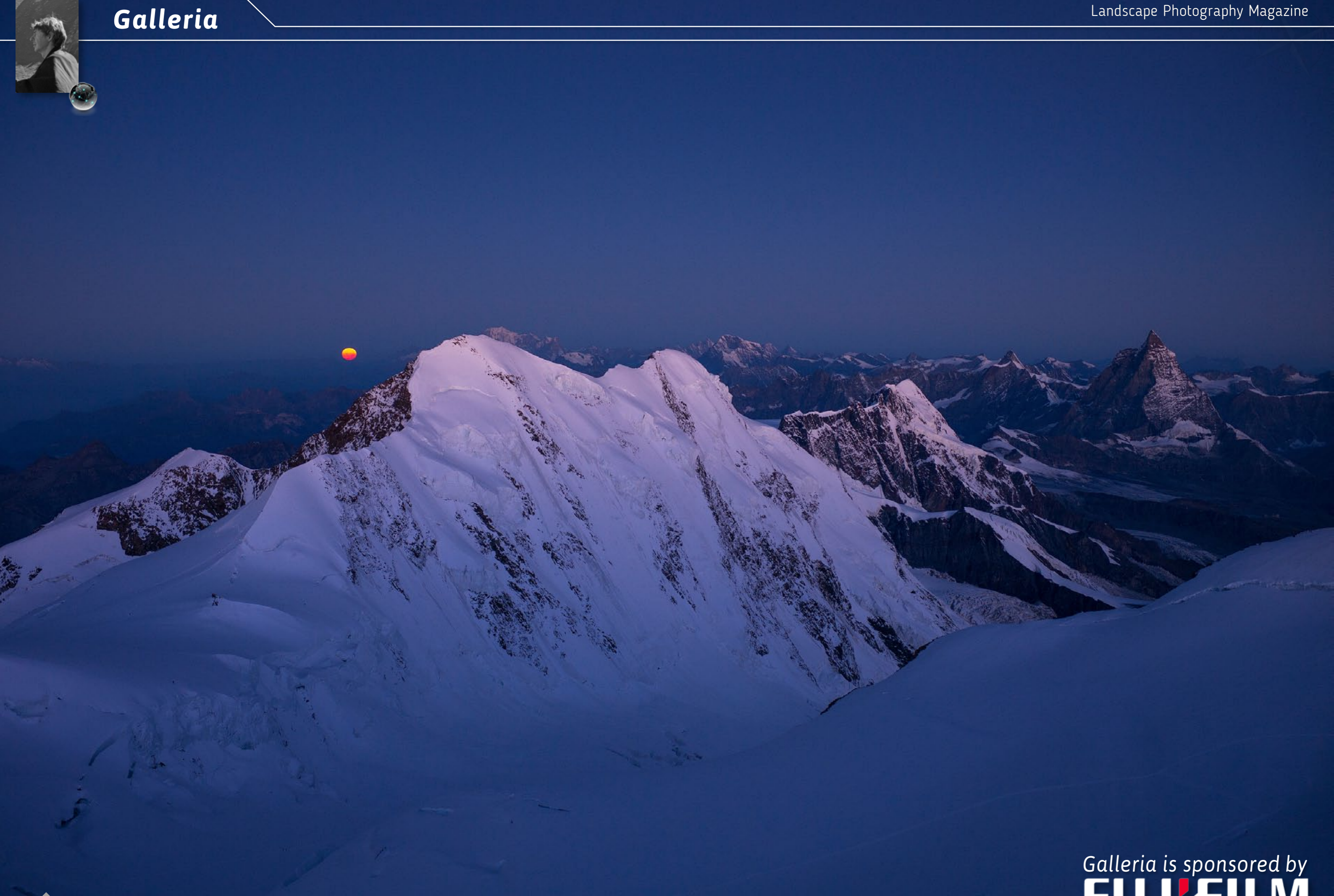
Landscape Photography Magazine 5 >>





Galleria is sponsored by
FUJIFILM





Galleria is sponsored by
FUJIFILM





Galleria is sponsored by

FUJIFILM

EXPERIENCE GREATNESS



X-T20

**VERSATILE AND COMPACT
INTERCHANGEABLE LENS CAMERA**

24.3 MP X-TRANS CMOS III SENSOR
WITH X-PROCESSOR PRO
3" TOUCHSCREEN LCD
OPERATES AT ALMOST ANY ANGLE
STUNNING 4K MOVIE QUALITY
WITH FILM SIMULATION OPTIONS

X100F

**INTUITIVE AND EVOLVED
PREMIUM COMPACT CAMERA**

24.3 MP X-TRANS CMOS III SENSOR
WITH X-PROCESSOR PRO
SUPERFAST RESPONSE TIME AND
ADVANCED AUTOFOCUS SYSTEM
CUSTOMIZABLE CONTROL RING
AND NEW FOCUS LEVER

EXPERIENCE MORE AT FUJIFILMXSERIESUS.COM

[f /FUJIFILMXUS](https://www.facebook.com/FUJIFILMXUS) [@FUJIFILMX_US](https://www.instagram.com/FUJIFILMX_US) [#FUJIFILMX_US](https://twitter.com/FUJIFILMX_US)

FUJIFILM AND FUJINON ARE TRADEMARKS OF FUJIFILM CORPORATION AND ITS AFFILIATES.
© 2017 FUJIFILM NORTH AMERICA CORPORATION AND ITS AFFILIATES. ALL RIGHTS RESERVED.

FUJIFILM




Galleria is sponsored by
FUJIFILM




Galleria is sponsored by
FUJIFILM





Galleria is sponsored by
FUJIFILM





Galleria is sponsored by
FUJIFILM



The Mist Stripe

Spis Castle, Slovakia

LEE Filters 0.6 ND Medium Grad and a LEE Filters Mist Stripe

Nikon D810, Nikkor 24-70 F2.8, ¼ second at f11 at 100 ISO

The stunning ruins of Spis Castle in eastern Slovakia are perched upon a rocky outcrop towering over the valley and surrounding countryside. Its location is magnificent and the castle itself well worthy of its UNESCO World Heritage Site designation.

I had a great viewpoint from which to shoot the castle and the warm light was gorgeous, but I felt that the whole image needed something to give it an edge, something extra that would make it stand apart.

The LEE Mist Stripe is a filter like no other. It gives an effect that cannot be replicated in post-production. It behaves the way natural mist will when backlit by the sun, it will glow and the image will have a softer more ethereal look. In this image not only does the Mist Stripe help create more mood and atmosphere it is also hiding a messy and distracting foreground.

The effect and drama of the LEE Mist Stripe will vary from focal length to focal length, making the band of mist appear thinner or thicker. Aperture will also play a role in how the mist will look. Focal lengths of about 35mm to 50mm and apertures between f5.6 and f11 will be a good starting point when first using this filter.


Jeremy Walker
www.jeremywalker.co.uk



Without Mist Stripe filter

0.6 ND Medium Grad →

Mist Stripe →



Mist Stripe filter




www.leefilters.com



Galleria is sponsored by
FUJIFILM



Galleria is sponsored by
FUJIFILM



Galleria is sponsored by
FUJIFILM





Galleria is sponsored by
FUJIFILM

Hogas, Evje, Norway by Georg Engh from Norway
Olympus EM-1, Panasonic 20mm f/1.7, f/6.7, 1/250sec, ISO 200



Click *here*
for L-Plates

Click *here*
for Ballheads

Click *here*
for Tripods




It's that fast.



Make changing orientation quick, easy and secure.
Just like our L-plate quick-release system.

For more info, visit ReallyRightStuff.com or call us at 1-805-528-6321 or toll-free in the US and Canada 1-888-777-5557.




Galleria is sponsored by
FUJIFILM





Galleria is sponsored by
FUJIFILM






Galleria is sponsored by
FUJIFILM





Galleria is sponsored by
FUJIFILM

 Kongsberg, Buskerud, Norway by Ron Jansen from Norway
Nikon D810, Nikon 14-24mm f/2.8, f/14, 1/20sec, ISO 64



20mm F2
for SONY E-MOUNT

FÍRIN



Capture what's **true.**

Tokina's new FíRIN lens for Sony E-Mount corrects distortions and aberrations with sharpness, clarity, and color accuracy.

FíRIN is derived from the Gaelic Fírinne, meaning "that which is true", a phrase that fully captures the dramatic effect Tokina's first 20mm mirrorless camera lens will have on every shot. Built utilizing our groundbreaking lens technology, FíRIN helps shooters create breathtaking images that mirror the beauty of life as we see it.



Learn more at TokinaUSA.com

Distributed by Kenko Tokina USA, Inc.



Galleria is sponsored by
FUJIFILM





Galleria is sponsored by
FUJIFILM





Galleria is sponsored by
FUJIFILM





Galleria is sponsored by
FUJIFILM



ALTA COLLECTION

INTRODUCING A NEW COLLECTION OF TRIPODS, CAMERA BAGS, AND HEADS

Inspired by feedback from photographers from around the world, the Alta Collection reaches a new level of innovation and versatility. This distinctive collection is like nothing we've ever made.



Tripods



Bags



Heads

Learn More About
ALTA COLLECTION



ALTA PRO 2 | ALTA SKY | ALTA FLY | ALTA RISE | ALTA ACTION



www.vanguardworld.com





This image was captured during a summer trip with my husband Ryan Dyar and friend Miles Morgan in the beautiful Yankee Boy Basin area of the San Juan Mountains, Colorado in USA. We definitely lucked out with the weather conditions while we were there as an evening thunderstorm passed, revealing dramatic light and this vibrant rainbow. Thankfully, I was able to catch this fleeting moment, a fairytale sort of scene and atmosphere. It was one of the most enjoyable evenings I have ever had out shooting and I feel lucky to have experienced it with some of my favorite people.



Contributors

February 2017 in LPM



Dimitri Vasileiou



Ian Plant



David Hay



Alain Briot



Alister Benn



Rafael Rojas



Andy Brown



Trevor Anderson



Tiffany Reed Briley



Mark Hamblin



Beata Moore



Adam Burton



Patrick F Dillon



Bruce Hucko



Heather Long



Miles Morgan



Candace Dyar


Featured Photographers



Barbara Stark



Peter Seittler



Katharina A Haney




Mohammad Rahman



Robert Bonsels



Olga Kulakova



Tom Kostas



Vanda Ralevska



Stephen King

Get involved!

For more details about how to submit your work just [click here!](#)



Xuan Hui Ng



Beth Howell

Please share this issue



IS YOUR SHOT HOYA TOUGH?

Hoya's **HD3 Ultra Hard UV Filters** kill glare and withstand the harshest environments.

Tough terrain requires a filter that can push through the glare, withstand dirt, sand, and water, and maintain a clear image the whole way through. Hoya's HD3 UV filter takes on that challenge with its 800% harder scratch resistant nano-coating, 99.7% light transmission capability and 4X stronger hardened optical glass. It's water and oil repellent, easy to clean, and the perfect tool for getting the best results, extreme conditions or not. For amazing photos in any environment, make your shot Hoya tough.

See the HD3 in action at HoyaFilter.com/HD3



Shot by Hoya ambassador Stan Moniz StanMoniz.com

HOYA
The Difference Is Clear

Kenko Tokina USA, Inc. 7642 Woodwind Drive Huntington Beach, CA 92647 714-849-5700



HoyaFilter.com/HD3



Winter Wonderland

Mark Hamblin pays a seasonal visit to the Cairngorms in Scotland and is delighted by the unpredictable scenery and weather, which all offer excellent opportunities for the landscape photographer.



Developing a Style

Developing a style is an important step for any photographer, but can be a difficult and personal experience. Beata Moore shares her experience on how to do so most effectively.



Book Review: Panobook 2016

Each year a jury of expert photographers chooses the best panoramic photographs from around the world. The winning images are then published in the Panobook annual. Is the 2016 edition worth adding to your collection?



Secrets to Success

Heather Long provides the insights to five techniques that will help you achieve success in photography.

Working with Interior Designers

Interior designers can be a great source of business for landscape photographers, but how do you go about building these important relationships? Tiffany Reed Briley explains.



Contents 2

Essays • Advice • Galleries

Feb 2017 Issue 72



Galleria

Every month we showcase the best pictures submitted for publication. Enter the Galleria and you could win a **Platinum** membership for a year. ↩



Editor's Choice

Every month the LPM editor selects the best submitted picture by our readers and followers. ↩



A Photographer's Vision

We all want to make extraordinary images, but to do so requires creativity and vision. Rafael Rojas explains. ↩





Light & Shadow

Situated not far from Las Vegas, The Valley of Fire in Nevada, USA offers a very different wave of colours and scenes to the iconic town. ↩



Advice of the Month

The rule of thirds is a very well-known technique for adding dynamism to your images. Andy Brown explains why it works. ↩



Wall of Fame

Each month LPM publishes the best 'enthusiast' images. Enter the Wall of Fame and you could win a **Gold** membership for a year. ↩



Final Frame

Every month we close each issue with a grand picture uploaded by our lovely readers and followers. ↩



Hay Fever

Have you ever seen a tree standing alone in a landscape and thought it would make a good picture? You are not alone. David Hay explains. ↩





Infinity

The leader of a photography workshop can often feel frustrated by missing the opportunities that present themselves. ↩




Behind the Scene

Patrick F Dillon shares the story behind his San Juan Mountains picture. ↩




Featured Artist

Every month we display the work of an exceptional artist and ask them a handful of questions about their work and their inspirations. ↩



Pro Talk

If the weather gets in the way, it can be very disappointing, but Ian Plant suggests trying to make the most of whatever presents itself. ↩



Artistic Intentions

Technology today can offer a security blanket that covers many of our technical weaknesses. Alister Benn suggests we should continue to strive to overcome these weaknesses. ↩



Views & Tips

In the latest part of his series on projects, Alain Briot looks at how to make your projects unique by improving your creativity. ↩



Photo of the Month

Every month we showcase the best pictures submitted for our Photo of the Month event. The best picture each month wins a **Platinum** membership for a year. ↩



All these features can be read in the full version of issue 72



The high desert waterways around Moab in Utah often partially freeze during the winter months.

Quite early one December morning my - what is now then - girlfriend took her dog out for a walk up Millcreek and called me to say that I would be interested in the ice forms on the stream.

I decided to walk next to the stream and a few hours later I encountered beautiful reflected light on one stream section illuminating the ice as if from within.

I named the picture 'Lisa's Last Gift' as we were in the process of breaking up, and we did so, amicably.

Click here to send us
YOUR
intimate landscape





Winter Wonderland

Mark Hamblin pays a seasonal visit to the Cairngorms in Scotland and is delighted by the unpredictable scenery and weather, which all offer excellent opportunities for the landscape photographer

Read the whole article in the full version of this issue. You can download it from [here >>](#)

Winter Wonderland Gallery >>






Inspiring Photography

Lofoten Photo Adventure

Just 1 place left · book it now!



Lofoten Islands of Norway. An extraordinary photographic tour and adventure on one of the most breathtaking and inspiring places on earth.




1 place available,
will you miss out?



www.inspiring-photography.com

Are you ready for an extraordinary adventure?

Winter Wonderland Gallery




As we dedicate this month's issue to Winter Landscapes, here we display a gallery full of gorgeous images submitted by our readers and followers. Thank you to all who took part





Gatchina, Russia by Alex Yurko from Russia
Canon 5D Mk II, Canon 70-200mm f/4L, f/11, 1/20sec, ISO 100



Pingjum Friesland, Netherlands by Anna Zuidema
Canon 6D
Tamron 24-70mm f/2.8 f/6.3, 1/80sec, ISO 100



Jervskogen, Jonsvatnet, Norway
Adrian Szatewicz from Norway
Canon 6D, Canon 24-105mm f/4L f/4, 1/25sec, ISO 400



Taunus Mountains, Germany by Alexandra Wesche from Germany
Canon Powershot G7X, f/6.3, 1/50sec, ISO 200







Glastonbury, England
Artur Szczeszek from UK
Nikon D7100
Tokina 11-16mm
f/6.7, 1/30sec, ISO 250



Yellowstone National Park, USA by Barbara Lee from USA
Nikon D90, Nikon 18-120mm, f/10, 1/40sec, ISO 320



Yellowstone National Park, USA
Cynthia Parnell from USA
Canon 5D Mk III, Canon 100-400mm Mk II
f/7.1, 1/4sec, ISO 100



Wixford, Warwickshire, England
Andrew Page from UK
Canon 5D, Tamron 17-35mm
f/16, 0.3sec, ISO 100





Symmetry & Simplicity

Dimitri Vasileiou takes some time to reflect on his past experiences in photography and uses them to describe how time is important to photographers at various levels of knowledge

I can only vaguely remember my first approach to landscape photography, as it was quite a long time ago. Memories fade away and details seem to escape my recollection. However, I still remember – very vividly – how passionate I used to feel about photography when I started appreciating nature and our environment. I still get shivers up my spine when I observe

a sunrise; a new day dawning.

I still have strong memories of how I used to try to find the best composition possible when visiting a location, only to be disappointed once I had returned back at home and was looking at the results on the computer screen. I used to have thoughts of gear failure, or how I should perhaps upgrade my camera to a better model.

In time, I started studying other people's pictures, listening to their advice, and critiquing my own pictures – I was trying really hard to improve. I believe that there were many others out there in the same situation as myself.

Many years have passed since and many hours have been spent in order to improve my photography and, admittedly, I can now

see the difference in the final results. I have learned a lot, not only on the technical side of things, but also on the inspirational field. However, the most valuable advice that...

Read the whole article in the full version of this issue. You can download it from [here >>](#)





Buachaille Etive Mor, Scotland by Dario Marelli from Italy
Canon 5D Mk III, Canon 17-40mm f/4L, f/13, 70sec, ISO 100



The Ojibway Prairie Complex, Canada
Devon Pastorius
Canon 6D
Canon 24-105mm f/4L
f/7.1, 1/250sec, ISO 160



Rocky Mountain National Park, USA
Beth Howell from USA
Canon 5D Mk III, Canon 70-300mm
f/8, 1/250sec, ISO 800




Loch Clair, Torridon, Scotland by Cyril Deretz from UK
Pentax K-3, Pentax 50-135mm f/2.8, f/13, 0.5sec, ISO 100





Lake Baikal, Siberia, Russia
Dominic Byrne from UK
Nikon Df
Nikon 14-24mm f/2.8
f/13, 1/3sec, ISO 100



Brecon Beacons NP, England
Grant Hyatt from UK
Nikon D610, Tamron SP 24-70mm f/2.8
f/16, 5sec, ISO 100



Nobska Point, Woods Hole, MA, USA
Bill Thauer from USA
Nikon F2
f/8, 1/15sec, ISO 200



Butterbridge, Scotland by Douglas Ritchie from UK
Nikon D810, Nikon 16-35mm VR f/4, f/11, 1/2sec, ISO 64







Yosemite National Park, USA by Gale Ensign from USA
Nikon D800E, Nikon 24-70mm f/2.8, f/16, 1/5sec, ISO 100



Southern Alberta, Canada
Hector Brian Mejia
Nikon D800E
Nikon 16-35mm f/4G
f/4, 1/1000sec, ISO 100



Mt. Whitney, California, USA
Daniel G Bommarito from USA
Nikon D800, Nikon 70-200mm f/2.8 VR
f/8, 1/25sec, ISO 200



Lofoten, Norway by Erik Spaan from Netherlands
Nikon D750, Nikon 16-35mm f/4, f/11, 8sec, ISO 200






Prezganje, Slovenia by Ian Middleton from UK
Canon 5D Mk III, Canon 24-105mm f/4L IS, f/5.6, 1/13sec, ISO 200



Carpathian Mountains, Romania
Ilan Shacham, Israel
Nikon D7000
Nikon 50mm f/1.8
f/8, 1/640sec, ISO 100



Banff National Park, Canada
Dani Lefrancois from Canada
Canon 5D Mk III, Canon 16-35mm f/2.8
f/16, 225sec, ISO 100



Brecon Beacons, Wales, UK by Jackie Matear from UK
Canon 40D, Canon 70-200mm f/4L IS, f/8, 0.4sec, ISO 100



Winter Wonderland



HAWAII

Relaxing, Cultural, Adventurous



Sponsored by



RRS
REALLY RIGHT STUFF

The Big Island of Hawaii in the middle of the Pacific Ocean is an enchanting, diverse, beautiful and constantly changing slice of paradise. The biggest of the Hawaiian Islands, Hawaii is home to a tremendous variety of microclimates ranging from tropical jungle to dry desert.

Best time to visit

Hawaii is popular all year round and for a good reason. The weather is warm and pleasant regardless of season, though you might see the locals bundle up in the winter when the temperature plunges to a frigid 70 degrees Fahrenheit (about 21 Celsius). In the depths of winter, snow can usually be found atop Mauna Kea for those who need a taste of Minnesota. But a quick descent down to the resort town of Kona will thaw you out immediately.



Time allowed

I keep threatening to quit my job and stay on the Island for the rest of my days, which my friends Bruce Omori and Tom Kualii of Extreme Exposure Photography and Gallery don't find amusing at all. There is such an incredible variety of experiences to be had that you should really plan on staying at least a week to ensure you get the true flavor of the island. With the rest of the Hawaiian chain within easy reach, a longer holiday will allow for a wider breadth of cultural and natural immersion, as each island has its own distinct flavor.

Town of arrival

Being the largest of the Hawaiian Islands, the Big Island has two airports substantial enough to host flights to and from the mainland USA. The larger, Kona (KOA) is on the west side of the island where the majority of the resorts can be found. On the east side, the working town of Hilo (ITO) has an airport with flights to Honolulu as well as a daily non-stop to Los Angeles (LAX). In years gone by, traversing the island was a real expedition and meant tackling the Saddle Road; quite time consuming and largely frowned upon by your rental car company. A new highway has linked the two sides in a far more convenient manner and it is now possible to travel from one airport to the other within 2 hours.

Favourite location

Without question, the thing that makes the Big Island my favorite place on earth is the continuing eruption of the Kilauea Volcano. It has been actively erupting since 1983 and routinely creates a mesmerizing show as it



trundles down the side of the mountain and into the sea southwest of Hilo. The latest entry, which began in mid 2016, has been spectacular to witness, alternating between new deltas of land being built out into the ocean followed by tremendous collapses of the lava bench as the waves reclaim their ground.

Huge explosions of lava are common as the tube from the upper flanks of Kilauea has become well established and very prolific. The activity has been so great that Ryan Dyar and I have joined forces with Bruce and Tom from Extreme Exposure to form a Volcano Photography Workshop group called ExtremeLava (www.extremelava.com) in order to help visiting photographers experience and successfully photograph this amazing event.

Physical activity required

Beauty abounds in Hawaii, so people of all physical skills will have the ability to witness some incredible scenery. Photographic opportunities are available from locations such as the Jaggar Museum Visitors Center in Hawaii Volcano National Park, where the evening darkness unveils the glow and explosions from the lava lake at the Halemaumau Crater. On the other end of the spectrum, a trip up to 13,000+ feet Mauna Kea Observatory offers magical views of the stars and a good solid case of hypoxia for those that have not acclimated correctly. If one wants to visit Pele in person at the ocean entry, a challenging 8 mile round trip awaits so it is best left to those who are rather physically fit. As Bruce and Tom are >>

» land owners in Kalapana, we are able to offer guests of ExtremeLava a much closer approach which cuts the hike in half.

Area's favourite location

For the hard core Landscape Photographer, the draw of the volcano will be strong enough to keep you on the Hilo side of the Island. One should not underestimate the value of the beautiful resorts on the Kona side, however, particularly if a non-photography spouse or companion comes along. The seaside town of Kona offers some wonderful local galleries, restaurants and shops. Further north Waikoloa and Mauna Lani are home to beautiful, upscale resorts that will pamper away your daily concerns. If you haven't taken a true Hawaiian vacation before, you owe it to yourself to make time to do so.



Besides photography

After you've had enough of the pool and sipped enough of your favorite fruity drink, it is time to explore Hawaii in a few different ways. The west side of The Big Island is home to fun excursions like parasailing and snorkelling. Not to be missed is the nighttime manta ray


experience. Divers go to the bottom of the ocean and snorkelers linger on the top while shining lights at each other. The beams attract plankton, and before long, the giant mantas come gliding in and begin an incredible, graceful underwater ballet that you will never forget.

On both sides of the island, helicopter tours are available to get a birds eye view of The Big Island. Of course, the most unique draw is Kilauea, with spectacular views of the eruption available from the skies. At ExtremeLava we have partnered with Paradise Helicopters to offer a 'doors-off' flight experience. Lastly, we take our clients out to visit the ocean entry by boat, which is an absolutely amazing, immersive, in-your-face, in-your-eyes and in-your-lungs experience. If boats are your thing but lava isn't, during certain times of the year whale watching is a fantastic way to spend the afternoon.

Mid way up the flank of Mauna Kea is a wonderful Visitors Center, which is a good place to stop and acclimate for an hour if you are going to press on to the summit. However, one doesn't need to go any further up to enjoy the view. After dark the staff sets up telescopes and trains them on distant stars, planets and moons, offering a deep reach into the cosmos for kids and their parents alike.

Exciting discoveries

Being rather chubby, food is always at the forefront of my consciousness. Therefore I was thrilled to discover that Hilo is home to Hawaiian Style Cafe, where the moon-sized pancakes will cause your swimsuit to literally explode off your body. I dare you to order a stack of 2. There is a Jamba Juice in town that serves Pog Dream Smoothies.



For the hard core Landscape Photographer, the draw of the volcano will be strong enough to keep you on the Hilo side of the Island

I think my life would be complete if I measured my intake of these by the gallon. Beyond food, I have been wonderfully surprised to discover the multitude of beautiful little coves and valleys, dramatic old lava seascapes and mammoth waterfalls. All these areas offer wonderful photographs, so I highly recommend taking a Big Island Photo Tour with Bruce and Tom of Extreme Exposure. They will take you to all the best locations far off the common tourist path. »





Do not miss

Best advice

» We circle back again to Pele, the Goddess of Fire. The number of places in the world that one can experience an active volcano entering the ocean can be counted on one hand. Being able to see the newest land on earth being formed in front of your eyes is a transformational experience.

I hope that I have talked you into visiting the Big Island of Hawaii by now and have these wonderful experiences for yourself. If you are a photographer, the best advice that I can offer is to book a tour with Bruce Omori and Tom Kualii of Extreme Exposure. If you can be in Hawaii when one of the

ExtremeLava workshops are being run, even better. The New Year's Eve collapse of 26 acres of the newly formed lava bench was a prime example that being on the edge of an active volcano can be extremely dangerous. It pays to be with an experienced guide who knows what danger lurks and what warning signs exist. If you have never photographed the lava before, you will quickly discover

that it is the most challenging type of shooting you will ever attempt. It is like trying to photograph the sun at night, as my friend Tom puts it. Shooting with a professional photographer who has mastered the techniques required to execute a successful image here will keep you from wasting precious time on site. Lastly, go to Hawaiian Style and try the pancakes. ↩



MILES MORGAN

We are a small group of amateur Fine Art Landscape Photographers located in the beautiful Pacific Northwest; Portland, Oregon to be more precise. By we, I mean me, and by small, I mean a group of 1. And when I say Photographer, what I really mean is that I am actually an airline pilot who occasionally goes out and takes a few snapshots hoping that something pretty will get in the way of my lens.



www.milesmorganphotography.com



Evrytania, Greece
Ioannis Giatras, Greece
Nikon D5
Nikon 24-70mm f/2.8
f/8, 1/20sec, ISO 1000



Boulder, Colorado, USA
Jennifer Clark from USA
Canon 60D, Canon 70-300mm f/4-5.6 IS
f/10, 1/125sec, ISO 100



Chesterfield, England
David Gary Hawkes from UK
Olympus Pen-F, Sigma 60mm f/2.8
f/2.8, 1/500sec, ISO 200





Breiðamerkursandur, Iceland by Jo Hunt from UK
Sony A6000, Sony 18-105mm f/4, f/4, 4sec, ISO 100






Gimsoy, Lofoten, Norway by Lukasz Lukomski from UK
Nikon D7200, Sigma 10-20mm, f/11, 25sec, ISO 100



Glencoe, Scotland
John McSparran, UK
Canon 6D
Canon 70-200mm f/2.8L
f/8, 1/200sec, ISO 100



Holy Island, Northumberland, England
Emma Rothera from UK
Canon 5D Mk II, 17-40mm f/4L
f/5.6, 1/500sec, ISO 100



Dodge County, Wisconsin, USA by Kristen Westlake from USA
Nikon D810, Nikon PCE 85mm, f/13, 4sec, ISO 100







Cassolnovo, Italy
Luca Quadrio, Italy
Canon 550D
Canon 10-22mm
f/11, 30sec, ISO 100



Lake Trillium, Oregon, USA by Lynn Hopwood from USA
Canon 6D, Canon 24-105mm f/4L IS, f/14, 1/40sec, ISO 100



Monticelli Pavese, Italy
Marco Zaffignani from Italy
Nikon D90, Tamron 70-300mm f/4-5.6 Di VC
f/9, 1/160sec, ISO 200



Varick, New York, USA
Kevin Colton from USA
Canon 5D Mk III, Canon 70-200mm f/2.8L
f/22, 1/8sec, ISO 100






Rannoch Moor, Scotland by Melvin Nicholson from UK
Canon 5Ds, Canon 16-35mm f/4L, f/8, 1/1000sec, ISO 100



Lac Servieres, France
Maxence Boyer, France
Canon 6D
Canon 24-105mm f/4L IS
f/20, 1/8sec, ISO 100




Neuville, Canada
Yvan Bedard from Canada
Nikon D800, Nikon 24-120mm f/4 VR
f/11, 1/1250sec, ISO 800



Hatchers Pass, Alaska, USA by Mark Clafshenkel from USA
Nikon D810, Nikon 80-400mm f4.5-5.6, f/8, 1/350sec, ISO 200








Ballon d'Alsace, France by Michael Diblicek from France
Canon 550D, Tamron 10-24mm, f/6.3, 1/200sec, ISO 100



Yuba River
Sierra Nevada
Mountains, USA
Mike Clasen from USA
Canon Rebel T1i
Canon 18-55mm
f/5.6, 1/30sec, ISO 100



Svalbard, Norway
Stephen King from Hong Kong
Phase One XF, Schneider 40-80mm f/4-5.6
f/14, 1/10sec, ISO 50



Eyjafjöll, Iceland by Orvar Atli Þorgeirsson from Iceland
Nikon D800, Nikon 70-200mm f/4, f/16, 1sec, ISO 100






Icefields Parkway, Canada
Peter Hammer, Australia
Olympus OMD-EM5 Mk II
Olympus 12-40mm f/2.8,
f/5.6, 1/400sec, ISO 200



Salt Lake City, Utah, USA by Prajit Ravindran from USA
Nikon D810, Nikon 300mm, f/8, 1/160sec, ISO 100





Austrian Alps, Austria
Peter Svoboda
Canon 5D Mk II, Canon 70-300mm
f/11, 1/1000sec, ISO 160



Oeschinensee, Switzerland
Thomas Hugi from Switzerland
Nikon D810, Nikon 14-24mm f/2.8
f/8, 1/5sec, ISO 100








North Carolina, USA by Randy Traynor from USA
Canon 6D, Canon 17-40mm f/4L, f/11, 1/4sec, ISO 100



Vestrahorn, Iceland
Raffaele Cabras
Nikon D750
Samyang 14mm
f/18, 2.5sec, ISO 100



Abraham Lake, Alberta, Canada
Richard Mark Calizo
Nikon D800, Nikon 16-35mm f/4
f/8, 1/13sec, ISO 50




Yellowstone National Park, USA by Richard Valenti from USA
Nikon D800, Nikon 24-70mm f/2.8, f/13, 1/80sec, ISO 100





Blue Ridge Parkway
Asheville, NC, USA
Robert Stephens, USA
Nikon D700
Tokina 20-35mm f/2.8
f/11, 1/60sec, ISO 500




South Highlands, Iceland
Shaun Young from UK
Sony a7r II, Sony 16-35mm f/4
f/13, 1sec, ISO 50



Lago di Saoseo, Switzerland by Roland Moser from Switzerland
D810, Nikon 24-70mm f/2.8, f/13, 12sec, ISO 200



Peter Lougheed PP, Alberta, Canada
Tomas Nevesely from Canada
Canon 5D Mk II, Canon TS-E 45mm f/2.8
f/13, 1/160sec, ISO 100






Rannoch Moor, Scotland by William Mills from UK
Sony DSC-H50, f/2.7, 1/30sec, ISO 100



Montgomery County
Maryland, USA
Walter Rowe, USA
Nikon D800
Nikon 70-200mm f/2.8
f/8, 1/30sec, ISO 800



Mont Arcalod, France
Inaki Larrea from France
Nikon D7100, Tokina 11-16mm f/2.8
f/8, 1/800sec, ISO 100



Mt Rainier, USA by Tina Arnold from USA
Canon6D, Canon 24-70mm f/2.8, f/11, 1/60sec, ISO 250







Read the whole article in the full version of this issue. You can download it from [here >>](#)

Perfection Paradigm

Technology today can offer a security blanket that covers many of our technical weaknesses. **Alister Benn** suggests we should continue to strive to overcome these weaknesses to get as close to perfection as possible



BARBARA SEIBERL-STARK

Become an LPM 'Featured Artist', [click here](#) for details

I was born in 1973 in St.Pölten, a small town near Vienna, and jumped into photography very late. I love to be outdoors, especially in the mountains, where I can find the perfect balance to my job as a Physiotherapist. A couple of years ago I became a member of two big Austrian Photoclubs, the ESV St.Pölten and the VTNÖ, where I value the exchanging of ideas with other photographers. Although it's not so common for a woman, I also love to talk about the technical aspects of photography and experiment with all kind of photographic equipment. I am not only interested in landscapes, but also in animals, sports and architecture.



- Nikon D810
- Nikon D500
- Tamron 15-30mm f/2.8
- Nikon 20mm
- Nikon 50mm
- Nikon 85mm f/1.8
- Nikon 70-200mm f/2.8
- Sigma 150mm f/2.8 OS
- Sigma 150-600mm
- Nikon TC-E 2.0 III
- Panasonic Lumix FZ-1000
- Feisol CT-3442 Rapid Tripod
- Arca PO Ballhead
- Haida Filters
- Mindshift Gear Backpack





LAKE BLED, SLOVENIA

Nikon D810
Tamron 15-30mm f/2.8
f/8, 1/500sec, ISO 100

When did you start photography?

At the age of 38 I bought my first DSLR, so I am definitely a so called 'latecomer'. However, I was interested in pictures (paintings) since my early childhood.

Your favourite location?

I think you can see the beauty in almost every location, if you only open your eyes. One of the most 'intensive' areas I have visited in the past few years was Patagonia. The bizarre Rocks of the Torres del Paine or the Fitz Roy are really outstanding and the 'turbulent' weather creates absolutely 'magic moments'. But I also love the mountain

areas of my homeland, Austria, or Italy.

How important is photography for you?

Photography plays a big part in my life and I think it's not over exaggerated if I call it a real passion. I love to be outdoors and travel around, so that's the perfect combination for me – but above all are my family and my friends. They are the 'first-place-keepers in my life.

Who is your favourite photographer?

There are so many inspiring photographers that is really hard to pick one out. But the name that comes first in my mind is Elia

Locardi. I love his post-processing style.

What are your future photographic plans?

At the moment I cannot spend too much time traveling around because I have an old dog, which needs my full attention. So, I try to find new perspectives and places in my closer environment. For the distance future I have Ecuador, Galapagos and Kamtschatka on my 'Bucket-List'.

What advice would you give to a younger you about photography?

I think it is good to have photographers who

inspire you but don't make mistake and try to 'copy' them. Try to find your own style and don't behave like a 'lemming'. It takes time to find your 'inner photographer' but it is worth searching for.







TAKE PART

Every month we feature stunning work from award winning photographers and authors. This is one of the reasons thousands of readers love our publication, and this makes us proud.

We are also proud of our efforts to promote lesser known enthusiasts and people who are trying to find their way around the photographic industry.



Article written by our reader Jonathan Bailey



- Do you have what it takes to write an article?
- Do you wish to promote yourself as an author?
- We are here to help. Write for us and we'll do our best to promote you as photographer and author.

Send us your article ideas • Click here for full details



A Guide To
Working With Interior Designers

*Interior designers can be a great source of business for landscape photographers, but how do you go about building these important relationships? **Tiffany Reed Briley** explains*



Read the whole article in the full version of this issue. You can download it from **here >>**

Sponsored by



Photo Tours & Workshops Directory

For all pro photographers who run landscape photography tours and workshops, you can now have your own tours & workshops dedicated page in our directory for **free**, for ever...
<https://landscapephotographymagazine.com/listing>


Add Your Free Listing >


Add Your Premium Listing >

Book Your Next Photo Tour >

For all travelling photographers, you can now choose your next photography trip from a variety of companies and destinations – where would you like to travel next?
<https://landscapephotographymagazine.com/listing>

Light and Land





Light and Land Photo Tours & Workshops

Light and Land is the UK's premier Landscape Photography Tour company – offering one day workshops, and longer residential tours in the UK and abroad. Set up by one of the world's leading Landscape Photographers, Charlie Waite - and run by a team of exceptional tour leaders, including Joe Cornish, David Ward, Antony Spencer, Phil Malpas, Clive Minnitt and many more exceptional landscape photographers. Light and Land Photography Tours and Workshops are suitable for any skill level, with small group numbers to ensure the maximum opportunity to learn from these masters of the trade.

www.lightandland.co.uk

Your Comments

Leave a Reply

Your email address will not be published. Required fields are marked *

Directory Homepage >

View All Operators >

Free Directory Listing >

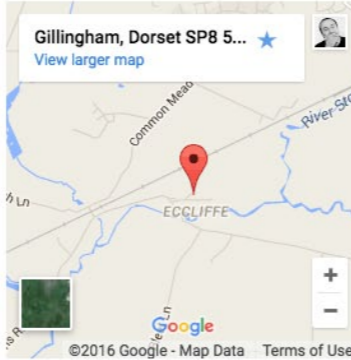
Add your tours & workshops company in our directory for free, for ever.

Premium Directory Listing
 Click here for special deals

Company Details


Ecliffe Mill
 Ecliffe
 Gillingham
 Dorset
 SP8 5RE
 England UK
 0044 (0) 1747822800
 rachel@lightandland.co.uk


VISIT WEBSITE



©2016 Google - Map Data Terms of Use

Muench Photo Workshops





Muench Workshops

Muench Workshops offers personal instruction and an all-inclusive experience so you can focus on your photography. Founded in 2007, we collaborate with the best pros and local guides to offer the ultimate learning environment for landscape and wildlife photographers, so you can best capture our beautiful planet.

Directory Homepage >

View All Operators >

Free Directory Listing >

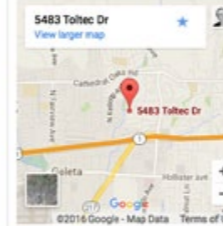
Add your tours & workshops company in our directory for free, for ever.

Premium Directory Listing
 Click here for special deals





Company Details

5483 Toltec Drive
 Santa Barbara
 California 93111
 USA
 +1 917 854 8118
 info@muenchworkshops.com

VISIT WEBSITE





©2016 Google - Map Data Terms of Use

Follow Muench Photo Workshops

Vertical Shot Expeditions





Vertical Shot Expeditions • From sailing in Antarctica to crossing the Patagonian Ice Cap and climbing in the wilderness of Greenland: our team has ventured on journeys to some of the remotest areas on Earth.

What is missing in most of today's photography workshops and tours is adventure, real adventure. On a quest to fix that problem, our crew is made of some of the world's best outdoor photographers, sailors, dog mushers and wilderness specialists. We would gladly welcome you on board and expand your outdoor and photography skills.

Our groups are never larger than six participants, regardless whether ride frost-covered dog sleds in the midst of the Arctic winter or sail around the Lofoten Islands during the warm summer days. Join us on a real photography adventure!

Directory Homepage >

View All Operators >

Free Directory Listing >


Add your tours & workshops company in our directory for free, for ever.

Premium Directory Listing
 Click here for special deals




Company Details

Asnyka
 81 Street
 Zagán 68-100
 Poland
 +48 359 878300517
 basecamp@vsexpeditions.com

VISIT WEBSITE



©2016 Google - Map Data Terms of Use

Follow Vertical Shot Expeditions



Photo of the Month

December 2016 winner

Enter our free POTM event
and win a Platinum membership
[click here to upload your images](#)



Congratulations to...
Robert Bonsels from Germany





Bow Fiddle Rock, Portknockie, Scotland • Nikon D750, Nikon 16-35mm f/4 G, f/14, 29sec, ISO 100





Edisto Island, South Carolina, USA by Jason F Frye from USA
Canon 5D Mk III, Canon 16-35mm f/2.8L II, f/16, 1sec, ISO 100



Blyth Beach, Northumberland England
Richard Johns from UK
Nikon D800
Nikon 16-35mm f/8, 30sec, ISO 100



Palouse, Washington, USA by Ajay Thomas from Canada
Canon 5D Mk III, Canon 70-200mm f/4L, f/8, 1/640sec, ISO 400



Dubai, UAE by Anushka Eranga Athukorala from Sri Lanka
Sony A7II, Sony 16-35mm f/4, f/11, 30sec, ISO 50





BACK ISSUES

Get our Platinum membership and download
ALL BACK ISSUES

SAVE 80%

Platinum Membership

Exclusive Benefits

- Download over 80 issues
- Instant download worldwide
- Save over 80% on the cover price
- Priority on submitted images
- Fast customer service



Promote • Educate • Inspire

LPM is a highly acclaimed, monthly photographic title, which is leading the way in the Digital Magazine revolution and is dedicated to bringing you inspirational photography, educational articles, tutorials and much, much more.

This is who we are

Every issue of LPM is packed with refreshing content, superb features and stunning imagery from around the world – all provided by innovative professionals who share one passion – that of landscape photography.

This is what we do

We not only showcase the work of great landscape photographers, but also promote imagery from enthusiasts and new talents of all ages from around the world.

**Join Us
Subscribe Now!**



LPM can be downloaded as a PDF file exclusively from our website for offline reading at leisure on your computer, laptop, tablet and most mobile devices.

Developing a Style

Developing a style is an important step for any photographer, but can be a difficult and personal experience. **Beata Moore** shares her experience on how to do so most effectively

Read the whole article in the full version of this issue. You can download it from [here >>](#)



Take Part

Every issue of *Landscape Photography Magazine* publishes dozens of photographs taken by its readers. We couldn't exist without your brilliant work, so [click here](#) to find out how you can take part and promote yourself!




Articles

There is a whole world of landscape photography and many of our readers love to write their views and thoughts. You can share your stories by contributing your article.



Phoneography

Display your best landscape image captured in your phone.



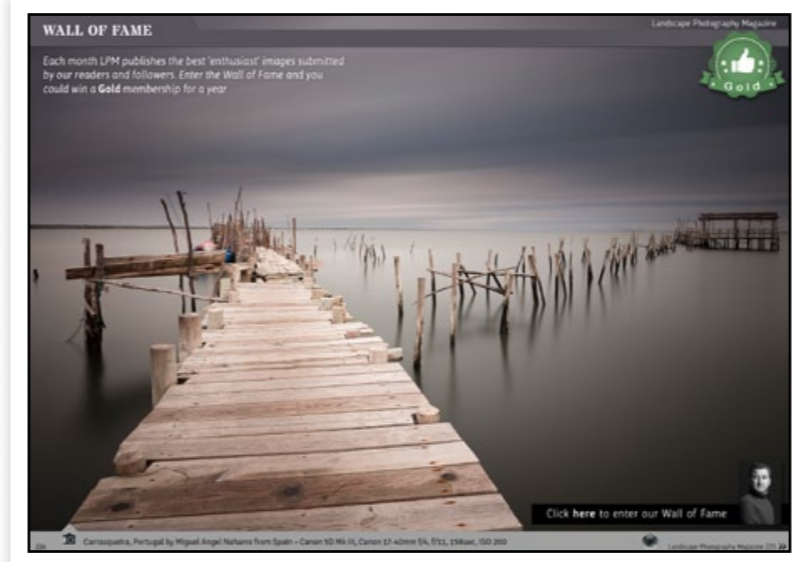
Portfolio

Your chance to have your landscape photography featured across multiple pages of our magazine.



Featured Artist

Display a series of your best images in a mini interview feature in our most popular section and promote yourself and your photography.



Wall of Fame

Each month LPM publishes the best 'enthusiast' images submitted by our readers and followers. Enter the Wall of Fame and you could win a **Gold** membership for a year.

Get involved!

For more details on how to send us your work [click here](#).



Galleria

Every month we showcase the best pictures submitted for publication by our loyal readers and followers. Send us your best picture and besides being published in the world's leading online photo magazine, you could also win a **Platinum** membership for a year.

Final Frame

Your chance to display your best work and close the magazine every month.





With today's rush in technology, in-phone cameras seem to produce better images than the first digital compacts. Here we showcase the creativity of our readers



New Forum

New Website • New Fresh Look

We promote landscape photographers through our platforms on Flickr • 500px • Facebook • Instagram • Twitter • G+ • Pinterest • LPM Forum.

Don't get Likes, get Noticed!

<https://f11news.com>



The LPM Forum has never been more relevant and now offers a distinct and much needed alternative for landscape photographers.

You can now share your images within a community of like-minded people. You can start your own topics, join in on others, receive feedback on your images if you wish, share ideas on techniques, equipment, locations, processing and much more.

The forum is the place where you can be noticed when showcasing your work. The Forum is the place where you can create real friendships and have real chats with like-minded people, not 'followers'.



Nicholas Parker



Michael Hilton

MOHAMMAD RAHMAN

I am a hobbyist landscape photographer from Bangladesh, living in Australia. By profession I am a software developer and a part time Ph.D. student. I love to capture the variations of light. Panoramic format and simple composition is my passion.



Canon 6D
Canon 60D
Canon 16-35mm f/4L IS
Canon 10-18mm f/4.5-5.6 IS STM
Sigma 70-300mm f/4-5.6 DG Macro
LEE Filters
Manfrotto 190XDB Tripod



THE PADMA RIVER, RAJBARI, BANGLADESH

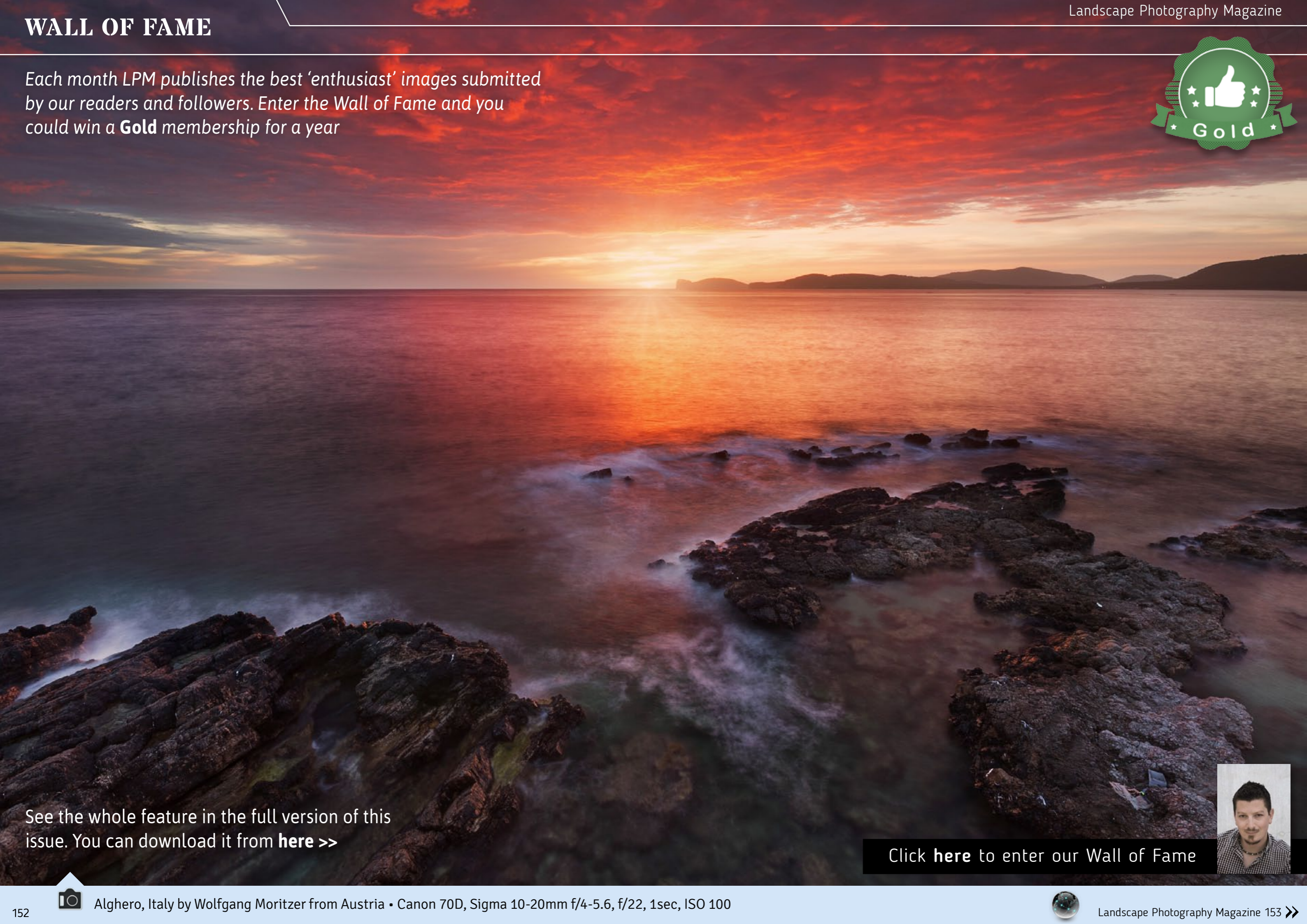
Canon 60D
Canon 10-18mm f/4.5-5.6
f/9, 1sec, ISO 100



See the whole feature in the full version of this issue. You can download it from [here](#) >>

WALL OF FAME

Each month LPM publishes the best 'enthusiast' images submitted by our readers and followers. Enter the Wall of Fame and you could win a **Gold** membership for a year



See the whole feature in the full version of this issue. You can download it from [here >>](#)

Click [here](#) to enter our Wall of Fame





A LAND OF ENCHANTMENT
GREAT SMOKY MOUNTAINS NATIONAL PARK

jennifer king photo workshops
Authorized Permittee of the National Park Service

SPRING and AUTUMN WORKSHOPS
by LOCAL PHOTOGRAPHERS

northshots
PHOTO ADVENTURES

Time to LIVE a little

Scotland's longest established provider of photographic adventures

www.northshots.com
01540 651352 · tours@northshots.com

Join the European Landscape Photographer of the Year for an Unforgettable Photo Tour in Iceland!

ICELANDSCAPES
PHOTO WORKSHOPS

STEFAN BRENNER PHOTOGRAPHY
WWW.STEFANBRENNER.COM

Xpozer It's a Frame Changer!

Learn more at bayphoto.com/xpozer

An interchangeable, lightweight, high-definition presentation.

25% OFF
Get 25% off your first order with Bay Photo Lab! For instructions on how to redeem this special offer, create a free account at bayphoto.com.

Quality. Service. Innovation. We're here for you! bayphoto.com

New Zealand
Photography Workshops

Join New Zealand's top landscape photographers

Learn | Experience | Inspire
www.photographyworkshops.co.nz

AMERICAN NATURE
PHOTOGRAPHY
WORKSHOPS

FEATURING THE INSTRUCTION TEAM OF
TOM BOL & GEORGE THEODORE

Workshops & Tours at great locations for all experience levels of landscape & wildlife photography

Hone your skills and have fun too

See our current schedule at www.amnaph.com

Call us at (970) 219-5140 or contact george@amnaph.com

HIMALAYA & EVEREST PHOTO TOUR

WITH ALISTER BENN & JUANLI SUN

21st April - 5th May 2017 & 2018

Limited to 6 Participants

Sacred Mountains

Tibetan Culture


www.availablelightimages.com

As workshop leaders,
we have a closely held set of beliefs:
The guest is always first
and
There is
Nothing more *spectacular* or
satisfying than
adventure

It's all about you



Guided by locals

THE
PHOTOGRAPHY WORKSHOP
COMPANYWITH
— KEITH & TIFFANY BRILEY —


CHARLESTON
— photography tours —
www.charlestonphotographytours.com

Booking now:

Charleston Spring: Through A Locals Eyes
Banff/Jasper Spring 2017
Spring In The Smokies



ALAIN BRIOT FINE ART PHOTOGRAPHY WORKSHOPS



**STUDY FINE ART PHOTOGRAPHY
IN INSPIRING LOCATIONS**
Navajoland, Antelope Canyon, Death Valley, Sierra Nevada, Sedona, Sonoran Desert, Zion, Grand Canyon, Arches, Canyonlands, Capitol Reef, Escalante, Bryce Canyon, White Sands, Mono Lake and many more.

**LEARN TO MASTER THE ARTISTIC, THE TECHNICAL
AND THE MARKETING ASPECTS OF
FINE ART PHOTOGRAPHY**

See the list of our current workshops at
<http://beautiful-landscape.com/Workshop-home.html>

**ENJOY A LOW STUDENT-INSTRUCTOR RATIO
AND DETAILED LOGISTICAL PLANNING**



essential seeing
MEANINGFUL PHOTOGRAPHY LEARNING



IMMERSIVE
WORKSHOPS

EXCLUSIVE
PHOTO-TRIPS




INSPIRATIONAL
E-BOOKS



Learn to See and Photograph
In A Meaningful Way
With Rafael Rojas

MASTER HASSELBLAD 2014

www.essentialseeing.com



See Your Advert Here

Just £35

With prices starting at just £35 per month it has never been a better time to promote your photo tours & workshops company

www.landscapephotographymagazine.com/lpm

£35 or €42 or \$49 for 1/4 page



Final Frame

Kirkjufell, Iceland by Luca Benini from Italy

Take part in our "Final Frame" section, [click here](#) for details



Sony a7r, Zeiss 21mm, f/16, 3sec, ISO 100



Landscapes

Photography Magazine

Next Month
MARCH 2017 • ISSUE 73



The Print Off