



## Get Cash App Refund

[Find Solution Of Cash App Problems](#) / [By Green Trust](#) / [7 Comments](#)



We will talk about how to get a cash app refund but before let's talk about the application. Cash App is an application that allows users to send and receive money instantly in a matter of seconds using a mobile phone.

Cash App is active widely across the countries, and billions of transactions take place each day.

However, sometimes users make incorrect payment transfers for which they need to take specific steps to get a refund on Cash App. Here's how one can request for Cash App refund instantly.

### **Table Of Contents**

- Cash App Refund Scenarios
- How to Cancel & Refund Payment on Cash App?
  - Where Refund Reflects?
  - Cash App Refund Policy
  - Cash App Merchant Refund
    - In How Much Time Will Refund Reflect?
    - Conclusion
    - FAQs

---

## **Cash App Refund Scenarios**

**There are two main reasons in which users are eligible for a refund.**

**Reason1.** If a user tries to send money to another account however it get cancel due to a technical error or network issue.


**Reason 2.** If Cash App servers are not responding then also user can [get a refund](#).


If your problem is different, you may call or fill the form below, we make sure to give the utmost information so that you have a great experience while using the cash app.

---

# How to Cancel & Refund Payment on Cash App?

As easy it is to send money to someone on Cash App, it is just as easy to get a refund. Follow below simple steps to generate a refund on Cash App.






1. Click the Activity Tab in the Cash App on your mobile phone.







2. Click the payment to be refunded.








3. Click on three dots.



4. Click "Refund".





5. Click "OK".

If you are not able to see the refund option (if the transaction was done more than 6 hours ago) on the transaction then you can contact the support for further assistance or fill the form down below.

---

## Where Refund Reflects?

After successfully applying for a refund this is the most common question that users ask as it is the foremost one's right to know the complete transaction history.

Once a refund is process, it reflects in the same account. However, if the original payment transaction got processed using Visa or Master card, then it gets reflect in the same account.

No matter anywhere the transaction got processed from if the refund has got processed it will reflect in the original account from where the payment got deducted. Users will get notified through a confirmation email, and the same will be visible in the transaction history of [Cash App](#).

---

## Cash App Refund Policy

Since we all know that Cash App is an online payment exchange service, many of us are sending and receiving a lot of money using the App. If you need to generate a refund for an incorrect payment you made through Cash App, then you have to understand how the process works.

Cash App Refund policies are stringent, and there are specific rules that the company follows. You can always get in touch with Cash App support team executives if you don't know how to go about your payments.

---

## Cash App Merchant Refund

Merchant Refund is the only refund policy that the company has where applies to the situation in which you have made a faulty payment. There is a significant difference between requesting a refund from a recipient of your transaction or company. Please note that Cash App is not accountable for any of your transactions, this means that if you have made an improper payment, you are the only party responsible for the same.

The company does not guarantee the return of your money as it is entirely up to the Merchant to process the refund.

---

**In How Much Time Will Refund Reflect?**



Generally, suppose the recipient has agreed to refund the amount back then. In this case, it reflects within seconds. However, mainly in the case if Merchant refunds the transaction, it can take up to 10 business days for Cash App to receive the refund. The moment Cash App received any refund; it will automatically appear in your Cash App balance.

If Merchant has generated the refund and it's been less than ten business days then kindly get in touch with Merchant.


If Merchant has generated the refund and it's been more than ten business days then kindly get in touch with Cash App customer care executives as they will help you to dispute the transaction.


---


### **Conclusion**



Cash App refund steps are specifically designed to assure the refund process works smoothly. These steps are 100% result oriented as they work with a definite cause.


However, one needs to patiently read all the steps one by one to get the advantage if anyone is still facing any concern please connect with the mentioned contact numbers or fill the form below, we make sure to publish the required information.
















## FAQS

**How do I get a refund on cash app?**

**How long does it take for Cash App to refund the money?**

**Can you dispute a cash app transaction?**

**What happens when you dispute a Cash App?**

**Can Cash App be refunded?**

### Summary

Article Name

Cash App Refund - How to get the refund? [SOLVED]

Description

Having trouble getting a refund on the cash app? Here are all the steps to get a cash app refund in just 5 steps that will take 5 minutes only.

Author

Greentrustcashapp

Publisher Name



Green Trust Cash App

Publisher Logo

[← Previous Post](#)

[Next Post →](#)

## 7 thoughts on “Get Cash App Refund”

1.

[write my college essay for me](#)

May 20, 2020 at 9:08 am

Hi there would you mind sharing which blog platform you're using?

I'm planning to start my own blog soon but I'm having a tough time deciding between BlogEngine/Wordpress/B2evolution and Drupal. The reason I ask is because your design and style seems different then most blogs and I'm looking for something unique.

P.S Apologies for being off-topic but I had to ask!

[Reply](#)

2.

[토토](#)

May 29, 2020 at 5:35 am

Wow, fantastic blog structure! How long have you ever been running a blog for? you made running a blog look easy. The entire glance of your website is fantastic, as neatly as the content material!

Reply

3.

**abayas**

June 2, 2020 at 4:28 am

Hi, Neat post. There's an issue along with your web site in internet explorer, might check this? IE still is the market chief and a big portion of other folks will miss your great writing because of this problem.

Reply

4.

**sleep dream pillow review**

July 9, 2020 at 6:17 am

This will guarantee that you are comfy all evening and you certainly do not have to worry about waking up numb or tired.

Reply

5.

**Samuel**

August 13, 2020 at 1:48 pm

Thanks for sharing for important information for cash app....

[Reply](#)

6. Pingback: [Cash App Refund in Few Minutes - Follow Steps to Get Refund Now](#)

7.

**technology**

[December 7, 2020 at 4:12 pm](#)

I love magic, motivation, and a great message – you are wonderful.

[Reply](#)

## Leave a Comment

Your email address will not be published. Required fields are marked \*

Type here..

Name\*

Email\*

Website

Save my name, email, and website in this browser for the next time I comment.

[Post Comment »](#)

Email

[info@greentrustcashapplication.com](mailto:info@greentrustcashapplication.com)

## Green Trust Cash Application

Address

2409 Coulter Lane, Richmond-23223, Virginia, USA

Copyright © 2020 Green Trust Cash Application



Automated page speed optimizations for fast site performance

[PDFmyURL.com](https://pdfmyurl.com) - convert URLs, web pages or even full websites to PDF online. Easy API for developers!