



**Welcome
to class**

T.

2

WE CAN!

Unit 2

كتاب ثاني وثالث

Unit 9

كتاب رابع وخامس

workbook

2nd & 3rd Grade


Pages 47 , 48





workbook

4th & 5th Grade

Pages 187 , 188



READY?




1 Listen, point, and practice. Trace.



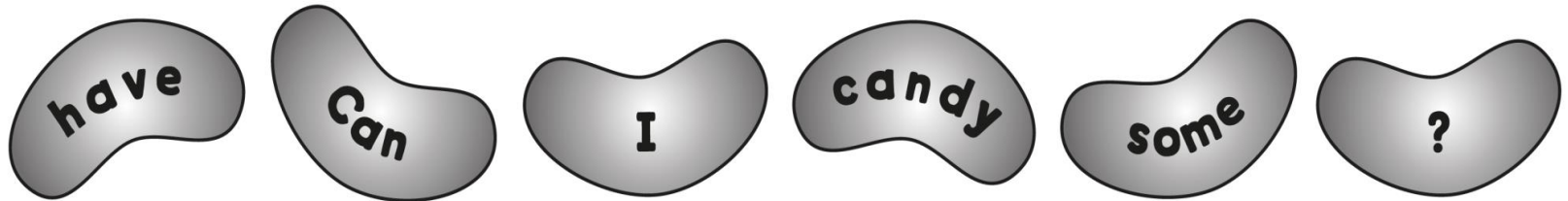
A Can I have some candy?

B Sure.. Here you go..



A Thanks.

2 Can you unscramble the words and say the sentence?



Can I have some candy ?


1 Listen, point, and practice.
Then write the missing numbers on the candy.

A How many are there?

A That's a lot.

B Let's count them.

1, 2, 3, 4, 5, 6, 7, 8, 9, 10,
11, 12, 13, 14, 15, 16, 17,
18, 19, 20, 21, 22, 23, 24,
25, 26, 27, 28, 29, 30.



2 Say and write 30 to 1.

30 29 28 27 26 25 24 23 22 21
20 19 18 17 16 15 14 13 12 11 10
9 8 7 6 5 4 3 2 1 0

workbook

2nd & 3rd Grade


Pages 49 , 50





workbook

4th & 5th Grade

Pages 189 , 190



READY?



1 Listen, chant, and point.



**Pens and pencils,
Pens and pencils.**



**Paper and glue,
Paper and glue.**



**Scissors and erasers,
Scissors and erasers.**




**Candy for you.
Candy for you.**



2 Chant by yourself and write the missing letters.

e g s p a i c l y



pen_s



pencil_s



paper



glue



scissors



candy



1 Listen and practice.

2 Write.

1. Can I use your pencil ?



2. Can I use your eraser ?



3. Can I use your scissors ?



4. Can I use your glue ?



5. Can I use your pen ?



Hint Words

eraser

glue

scissors

pencil

pen

workbook

2nd & 3rd Grade


Pages 51, 52




workbook

4th & 5th Grade

Pages 191, 192



READY?





1 Listen, point, and practice.

1. **A** What's this? **B** It's a wallet.



2. **A** What's this? **B** It's a cell phone.



3. **A** What's this? **B** It's a comic book.



4. **A** What's this? **B** It's a watch.



2

Read and answer. Say and write.

1. What's this? It's a



watch

2. What's this? It's a




Cell phone

3. What's this? It's a



Wallet







4. What's this? It's a



Comic book



1 Listen, point, and practice.

- A** What's this?  **B** It's an MP3 player.
- A** What are these?  **B** They're MP3 players.
- A** What's this?  **B** It's a pencil.
- A** What are these?  **B** They're pencils.
- A** What's this?  **B** It's a watch.
- A** What are these?  **B** They're watches.

2 Read and answer. Say and write.

1. What's number 5? It's a watch.
2. What's number 6? They're watches.

workbook

2nd & 3rd Grade


Pages 53 , 54





workbook

4th & 5th Grade

Pages 193 , 194














READY?








1 Listen and read.

No.1		No.2	
mat 	box 	hen 	bug 
bat 	fox 	ten 10	rug 
cat 	ox 	pen 	mug 

2 Write the missing words in the trains.



1 Listen and connect the numbers.



55

80

71

50

63

68

49

60

85

72

86

77

89

64

79

70

59

90

88

100



2 Listen and circle the correct number.

A. 35

36

C. 63

66

E. 64

84

B. 42

52

D. 78

98

F. 92

82

