



# Executive Summary: Kingston Attitudes on Climate Change Survey

## Kingstonians support climate action

In April, the Kingston Climate Hub conducted a survey of Kingston residents to gauge attitudes toward climate change and climate action.

The survey was conducted online and was promoted through social media posts (Facebook, Twitter and Instagram), through ads on the three platforms, through emails and postering, and by dropping 1,500 flyers throughout all districts within Kingston.

Between 909 and 999 residents of Kingston responded to individual survey questions, a rate that has a 95 percent confidence rate +/- 3.24 percent. Therefore, if 76 percent of respondents say they “strongly agree” that “the earth is getting warmer,” we can have 95% confidence that if we asked everyone in Kingston this question, between 72.76% (76-3.24) and 79.24% (76+3.24) would pick “strongly agree” as well.

The survey points to strong support of actions to tackle climate change to reduce the city’s greenhouse gas emissions. Most residents are willing to pay something toward the effort with comments also pointing to the need to prioritize climate action and reallocate funds from within the existing City budget.

People who responded to the survey came from all age groups and across every district of Kingston. See figures 19 and 20.

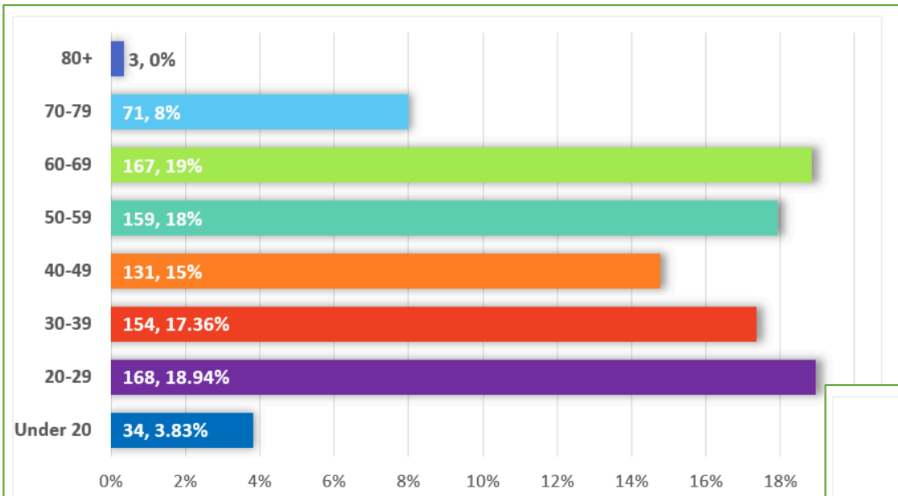


Figure 19. Respondents age group. Number of respondents: 887; number skipped: 289.

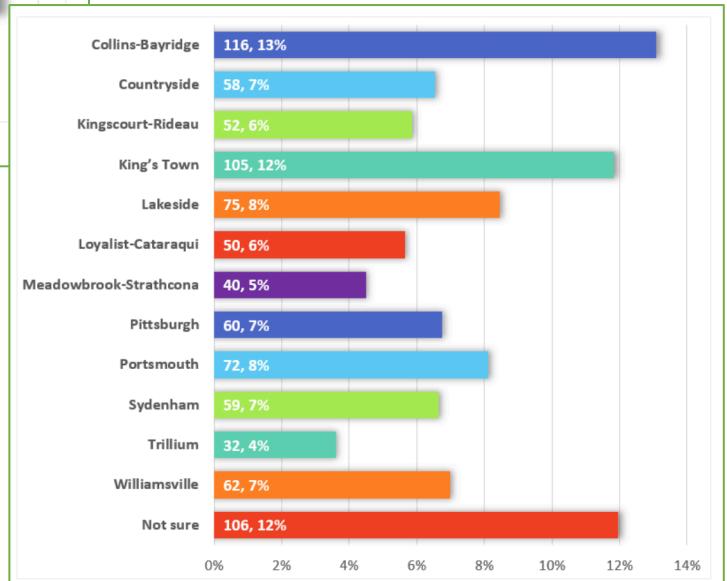
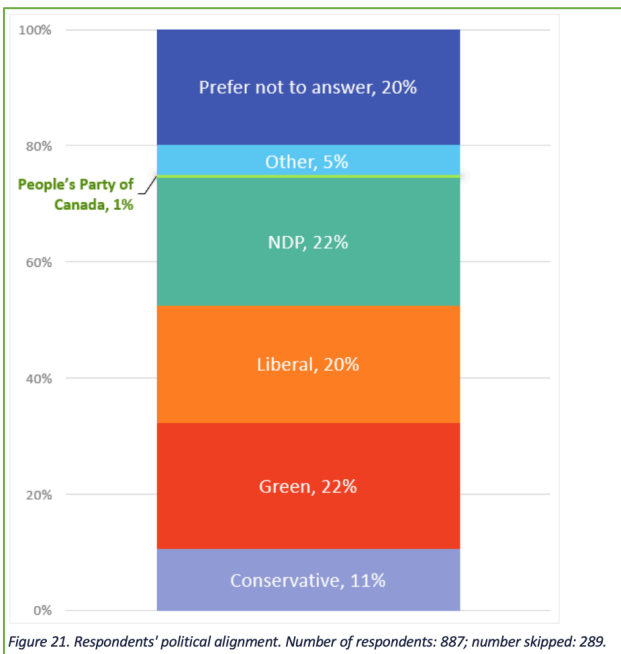


Figure 20. Respondents' district of residence. Number of respondents: 887; number skipped: 289.



Respondents also came from across the political spectrum with 886 saying their values are aligned as in figure 21.

A majority (89%) believe the earth is getting warmer; 81% believe that Kingston is feeling the effects of climate change; 97% feel they understand climate change; and 84% agree that humans are the main cause of climate change.

86% of respondents believe at a minimum that the City should do something about climate change with 52% saying that the City must do something to fight climate change regardless of the cost.

## Key findings of the survey\*

Of 999 respondents:

- 76% strongly agree and 13% somewhat agree that the earth is getting warmer

- 74% strongly agree and 12% somewhat agree that storms and extreme weather are happening more often
- 53% strongly agree and 28% somewhat agree that Kingston is feeling the effects of climate change
- 53% strongly agree and 44% somewhat agree that they have a good understanding of climate change
- 67% strongly agree and 17% somewhat agree that humans are the primary cause of climate change
- 71% strongly support and 12% somewhat support climate action
- See figure 2.

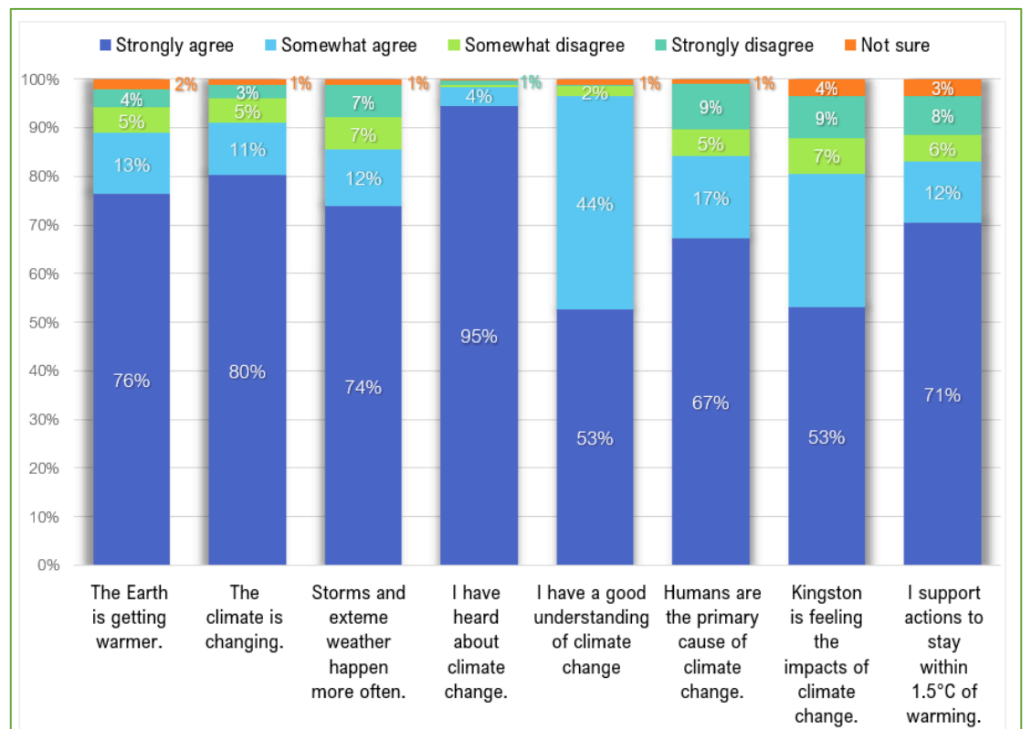


Figure 2. General knowledge and attitudes regarding climate change. Number of respondents: 1,001; number skipped: 175.

Of 948 respondents:

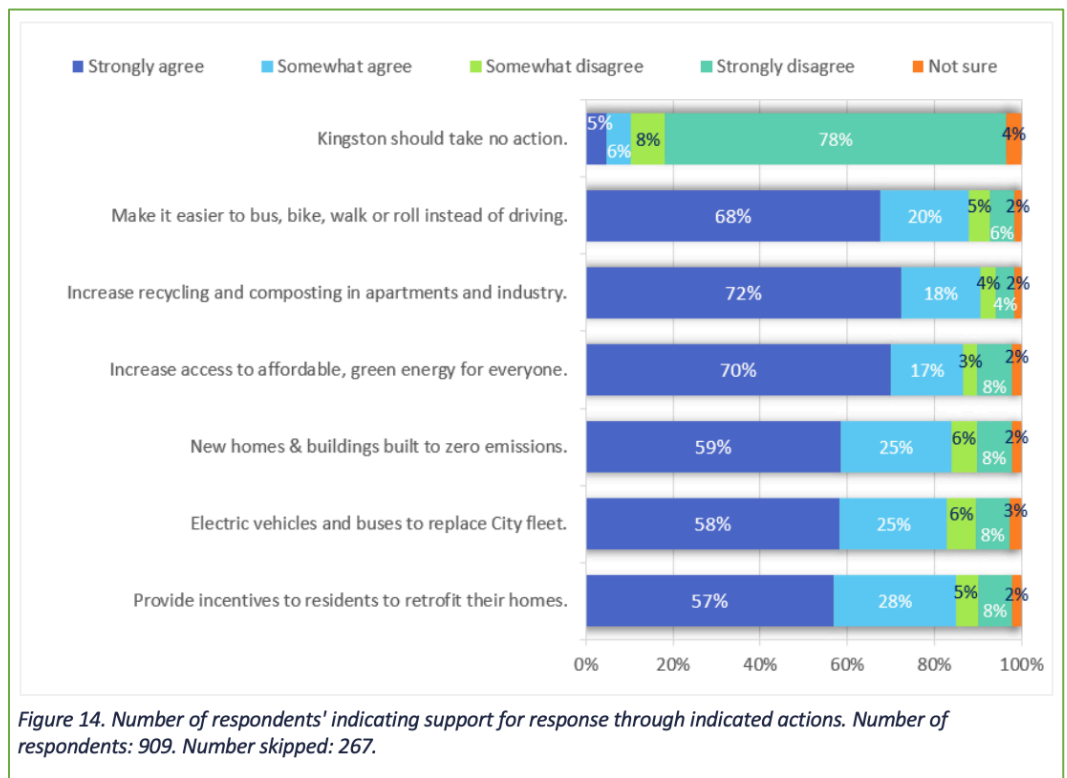
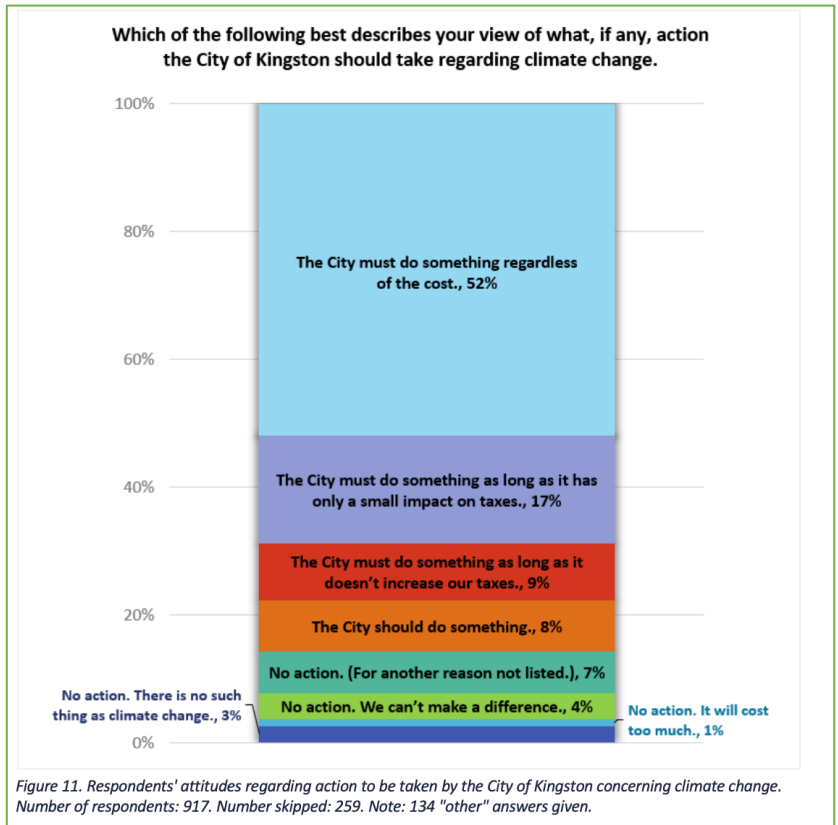
- 83% said they knew that Kingston had declared a climate emergency
- 25% strongly agreed and 42% somewhat agreed that they understood what a climate emergency is
- 59% strongly agreed and 16% somewhat agreed with Kingston declaring the emergency
- See full survey for chart.

Of the 917 respondents who answered the question: Which of the following best describes your view of what, if any, action the City of Kingston should take regarding climate change?

- 14% feel that the City should take no action to fight climate change for a variety of reasons
- 8% believe the City must do something
- 9% say the City must do something as long as it doesn't increase taxes
- 19% feel the City must do something if it costs a little
- 52% say that the City must do something to fight climate change regardless of the cost
- See figure 11.

Of 909 respondents, the majority supported a range of climate actions, however the three that had the highest degree of support were:

- 72% strongly supported and 18% somewhat supported increasing recycling and composting in apartments and industry.
- 70% strongly supported and 17% somewhat supported increasing access to affordable, green energy for everyone.
- 68% strongly supported and 20% somewhat supported making it easier to bus, bike, walk or roll instead of driving.
- See figure 14.



In terms of paying for climate action, most residents agreed that they would be willing to pay something for climate action. Of 909 respondents:

- 57% strongly agreed and 13% somewhat agreed that they would pay \$1.75 per month for local climate action.
- 48% strongly agreed and 16% somewhat agreed that they would pay \$3.50 per month for local climate action.
- 44% strongly agreed and 15% somewhat agreed that they would pay \$5.00 per month for local climate action.
- 66% strongly disagreed and 8% somewhat disagreed with the statement: I would not contribute to local climate action.
- See figure 15.

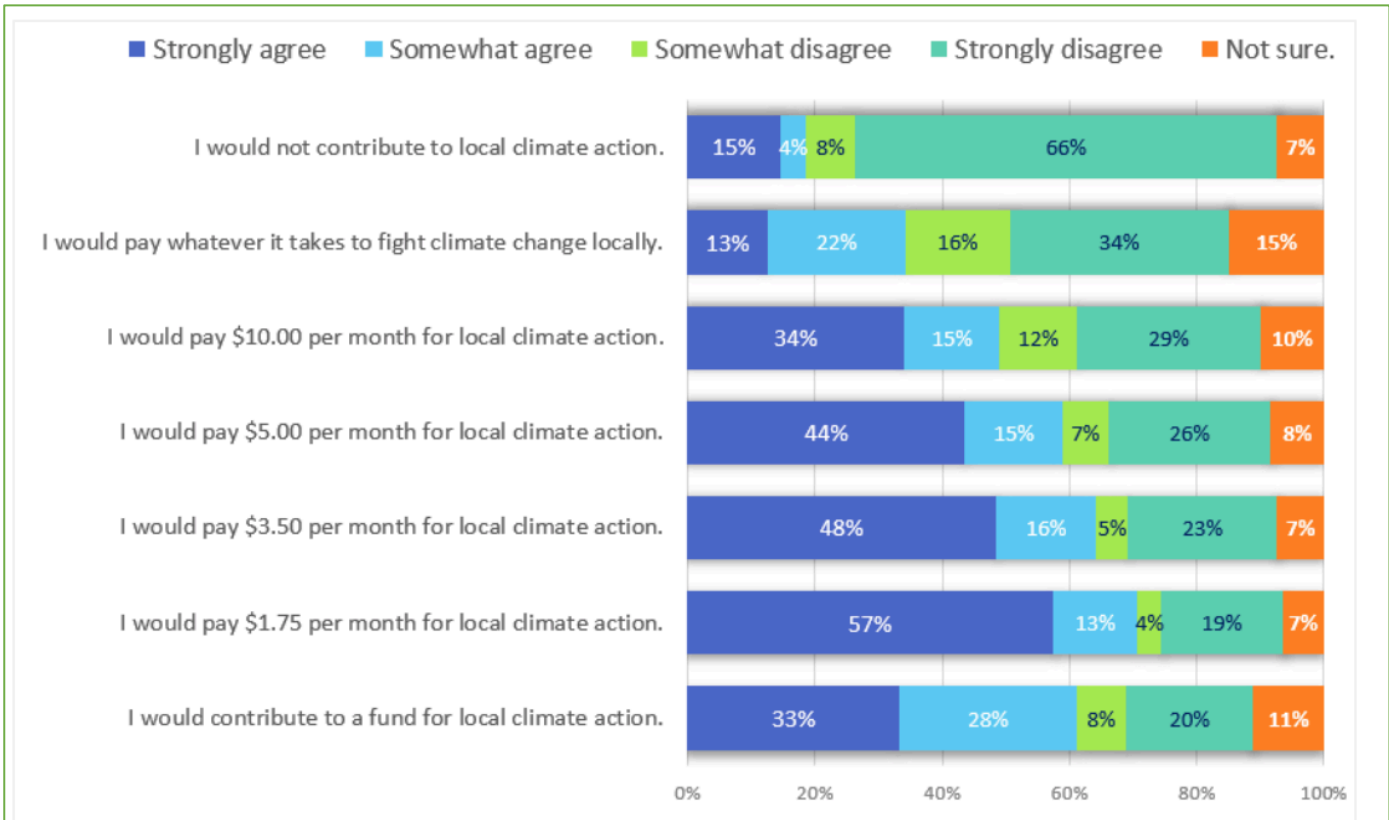


Figure 15. Willingness of respondents to make financial contribution to climate change action. Number of respondents: 909; number skipped: 267.

The complete survey can be found online at: <https://www.kingstonclimatehub.ca/news>

\*Numbers are rounded to the nearest digit.