



Dear Parents,

The Preps have come a long way this year. They started the year knowing how to read a few tricky words, write the upper case English alphabet and read CVC words and to our great delight they are now able to write sentences and know the basics of grammar like nouns, verbs, adjectives and punctuation. The **Reading Programme** initiated by school further aided their reading development. They have learnt to read short books and poems , use alliteration and rhyming words and have also tried their hand at writing their own stories. We have printed some of their work in the magazine and you would be amazed to see their progress!

The children are able to count in tens (up till 100) and solve addition and subtraction sums. They know that we can measure things using non-standard units and have learnt to estimate to the nearest. They have also learnt about 3-D shapes and have enjoyed show and tell in class.

Children have also begun to join the letters of the Urdu alphabet and make words. They have used these words to form sentences.

The Preps have thoroughly enjoyed the different topics covered in *Global Perspectives* through hands on activities.

We are very proud of their progress and have really enjoyed working together.

We wish them all the best in the coming years!


School will be off from 27th May 2017.

School reopens on 15th August 2017.

Preps.

## Use of is and are

- This \_\_\_\_\_ a pencil.
- These \_\_\_\_\_ pencils.



## Read and Follow!



- 1.) Color each section of the umbrella a different color.
- 2.) Circle the boat on the bear shorts.
- 3.) Color the ball the bear is holding blue.
- 4.) Color the larger ball yellow and green.
- 5.) Draw a flag at the top of the sandcastle.
- 6.) Color the bear brown.
- 7.) How many shells do you see? Write the number of shells on the sand pail.

- 8.) In the box write a sentence about the picture.
- 9.) Draw a sun above the umbrella.
- 10.) Write your name above the bear's head.



# Sandcastle Fun



Emma likes to go to the beach with her brother Nate. Her favourite thing to do is build a sandcastle. She uses her blue shovel and red bucket. Nate helps her by filling up the bucket. Emma turns the bucket over and lifts it carefully. They work hard all day and only stop to have a snack. When they finish, their mother takes a picture of the beautiful sandcastle!

1- What does Emma use to build a sandcastle?

Ans- \_\_\_\_\_




2- How does Nate help Emma?

Ans- \_\_\_\_\_

3- What does mother do?

Ans- \_\_\_\_\_


Match the sentences parts by drawing a line:

Emma turns the bucket over	and only stop to have a snack 
They work hard all day	with her brother Nate. 
Emma likes to go to the beach	and lifts it carefully. 



# Read it , Fix it and Write it !

Directions: Begin each sentence with a capital letter and  
add punctuation.



## The Pet Shop

there is a pet shop near our House we like going To  
the pet shop we will Go on saturday we want to see  
the kittens we want to see the puppies

---

---

---

---

---

---

---

---

---

---

---

---

---

---

---

---

---

---

---

---

---

---

---

- YES!       I used capital letters.
- NO!         I used spaces.
- I used punctuation.



# Project Work

## Project 3

We have been learning about 'young and old' in global perspectives as a way to record history, remember the past and to understand the process of growing up. In summer break help your child select at least four important events /moments of their life.

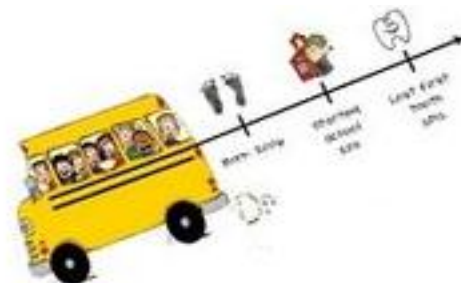
Each event should have a picture, be labeled with the event and decorate it .

e.g. The first picture could be the day they were born and the last could be current. Some ideas for the others are; first steps, first day at school, vacations or anything like that.

Then assemble all the events together. Ask your child to write a few lines about each picture/event .Projects will be displayed in the hallway or outside.

- What you can do: glue the pictures side by side on the chartpaper.
- Tie together with yarn or ribbon( or any other creative way you can come up with).
- Give it a title, for example ; 'Sara's first five years' or' favourite memories while growing up'.

We hope you enjoy the project.



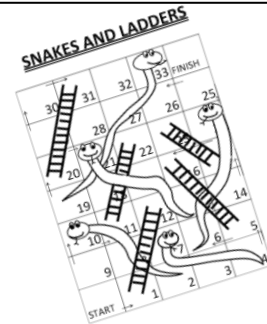
# Project Work

## Project 1

Dear Parents,

This year was a milestone for Preps with regards to reading progression. To inculcate a reading habit and to enhance their vocabulary, kindly choose a book with your child and help him/her prepare their own **Word Booklet**. Encourage your child to design the cover page and list down all the new words they have come across in the book. Make the booklet more interesting by adding illustrations!

## Project 2



Dear Parents,

The Preps have become familiar with the number grid (0-100) through various puzzles and activities. They have also learnt the importance of recycling and reusing material around them such as juice cartons, plastic cups, and cardboard boxes e.t.c.

Kindly help your child make a '**Snakes & Ladder**' game with **recycled material** on **A4 size paper**. Make the experience more enjoyable for them by looking for unusual and interesting things to create their very own board game!

Thank you  
Preps

Error analysis: Find 4 errors and re-write the sentence correctly.

- mom and i my bakEing are a cake
- 

## Sentence Scramble

Directions: Put the words in order to make a sentence and punctuate it. Circle the 'describing words' and colour them 'yellow'



- buy pack a of red pencils. need I money to
- 

- eat with me ? Will you lunch
- 

- fleece is gloves My lost. pair new of
- 

- to his He ride likes scooter. new
- 

- going movies. and I are Amy the to
- 

- the mom placed My oven. hot the cake in
- 

- put frosting vanilla I the cake. on tasty
- 

- dress bought a trendy She the birthday party. for
-



Put on your thinking caps and write a few lines to add to the prompts given below.



I felt happy when... 

---

---

---

---

---

---

---

---

I like holidays because...

---

---

---

---

---

---

---

---

When my friend was cross with me I...



---

---

---

---

---

---

---

---

Circle the correct answer and write it in the blank.

She \_\_\_\_\_ a black dog.      has/have

They \_\_\_\_\_ a brown dog.      has/have





Name \_\_\_\_\_ Date \_\_\_\_\_



## At the shops with dad's cash

My dad is rich. He has a job on a ship.  
He has a lot of cash.

Mum put a bit of the cash in her pocket. We got a bus to the big shops. Mum got a red bag, a thick rug and a ring. Then mum let me get a black laptop and a pet rat. For dad she got a van with a moth print on it.

Then we got a bus back in a rush.

Choose the correct word.

1. Dad is \_\_\_\_\_.

rack

rich

2. Mum took a bit of \_\_\_\_\_.

cash

crush

3. We got a bus to the big \_\_\_\_\_.

ships

shops

4. She got a van with a \_\_\_\_\_ print.

moth


cloth

Underline each word with ch, sh, th and ng in it.



# The Ice Cream Man

Write a few lines about the picture given below.  
Use **describing words** to make your write up interesting.




---

---

---

---

---

---

---

---

---

---

---

---

---

---

---

---

---

---

---

---

---

---



Dear Parents,

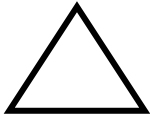
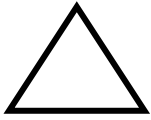
As part of the Summer Holiday Homework, the children are required to do pages from **50 to 72** from the book **Collins Phonics and Spelling Ages 5-6(SUNRISE PUBLICATIONS)**.

This book will be available at **Staples**. Please ensure that your child submits the book along with the holiday homework.

Thank you.

Class Prep

Complete the pattern.



Mental Math



Adding 0 , 1 and 2

Allotted Time: 5 mins

Time taken: \_\_\_\_\_mins

$9 + 0 = \underline{\quad}$

$7 + 3 = \underline{\quad}$

$75 + 2 = \underline{\quad}$

$64 + 0 = \underline{\quad}$

$59 + 0 = \underline{\quad}$

$38 + 1 = \underline{\quad}$

$44 + 1 = \underline{\quad}$

$23 + 2 = \underline{\quad}$

$64 + 2 = \underline{\quad}$

$19 + 1 = \underline{\quad}$

Subtracting 0 and 1

Allotted Time: 5 mins

Time taken: \_\_\_\_\_mins

$9 - 1 = \underline{\quad}$

$46 - 1 = \underline{\quad}$

$25 - 0 = \underline{\quad}$

$90 - 1 = \underline{\quad}$


$17 - 1 = \underline{\quad}$

$33 - 0 = \underline{\quad}$

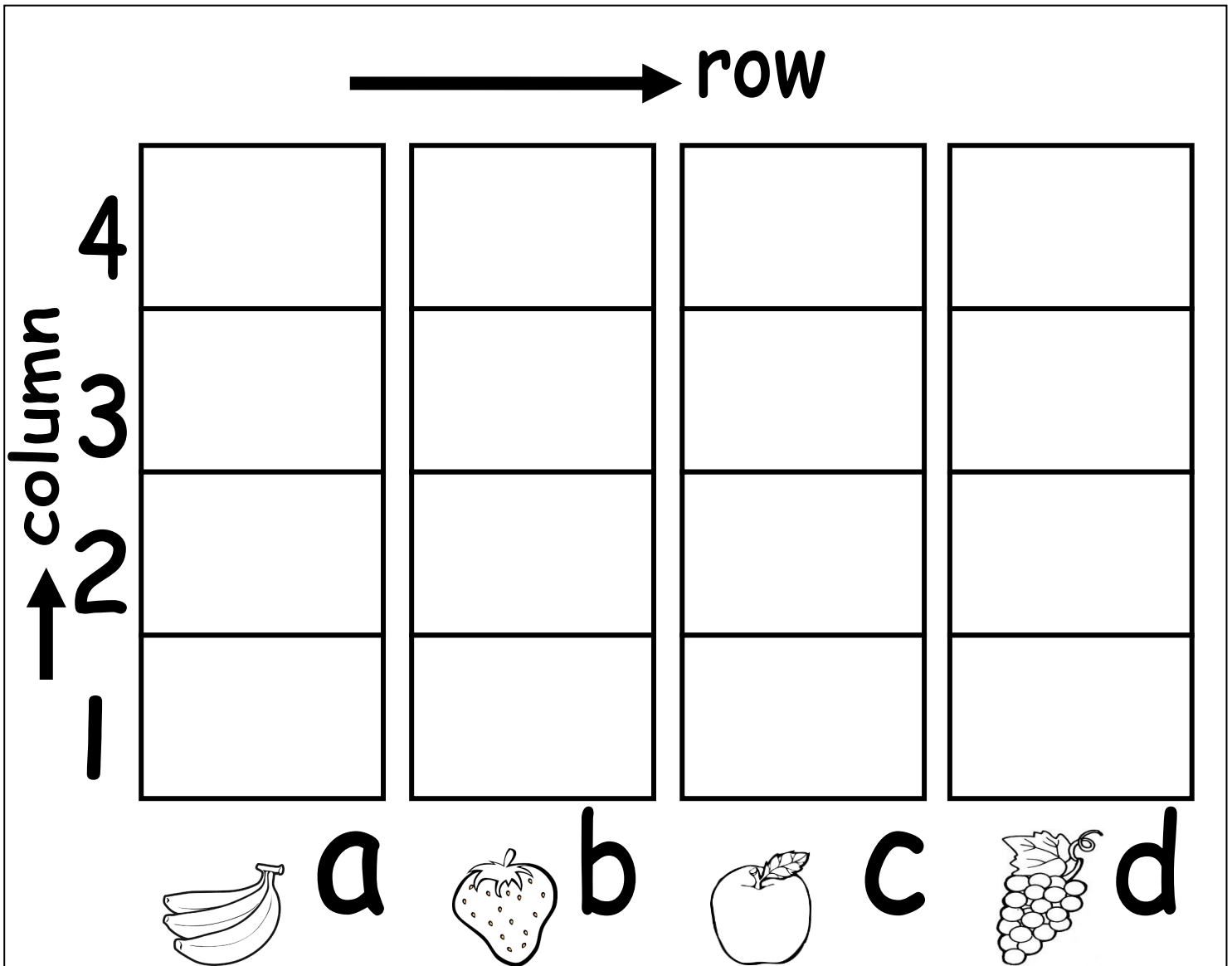
$81 - 0 = \underline{\quad}$

$77 - 1 = \underline{\quad}$


Circle the tallest building:-



# Fruit Graph



Cut out the fruits and arrange each kind in the respective column.



**Answer the given questions:**

- There are \_\_\_\_\_ bananas in column 'a'.
- There is \_\_\_\_\_ apple in column 'c'.
- Which column has the most number of fruits?

---

- Which column has the least number of fruits?

---


- There are \_\_\_\_\_ fruits in the 1<sup>st</sup> row.
- There are \_\_\_\_\_ fruits in the 2<sup>nd</sup> row.
- Which row has the most number of fruits?

---

- Which row has the least number of fruits?

---

# Measurement



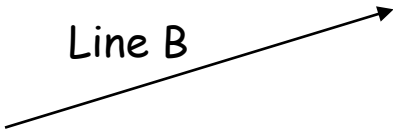
Measure the given lines and fill in the blanks with the help of the word bank.

- Use a matchstick to measure the lines below.

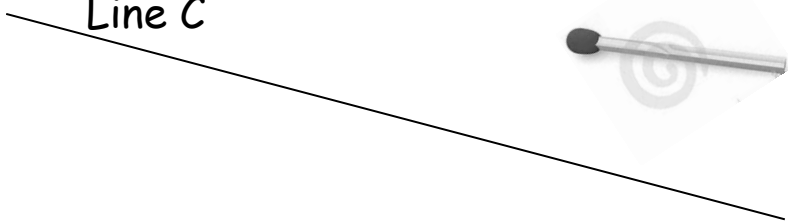
Line A



Line B



Line C



Line D



- Line A is \_\_\_\_\_ matchsticks long.
- Line B is \_\_\_\_\_ matchsticks long.
- Line A is \_\_\_\_\_ Line B.
- Line C is \_\_\_\_\_ matchsticks long.
- Line D is \_\_\_\_\_ matchsticks long.
- Line D is \_\_\_\_\_ Line C.
- Line B and Line D have the \_\_\_\_\_ length.

Word bank

longer than

shorter than

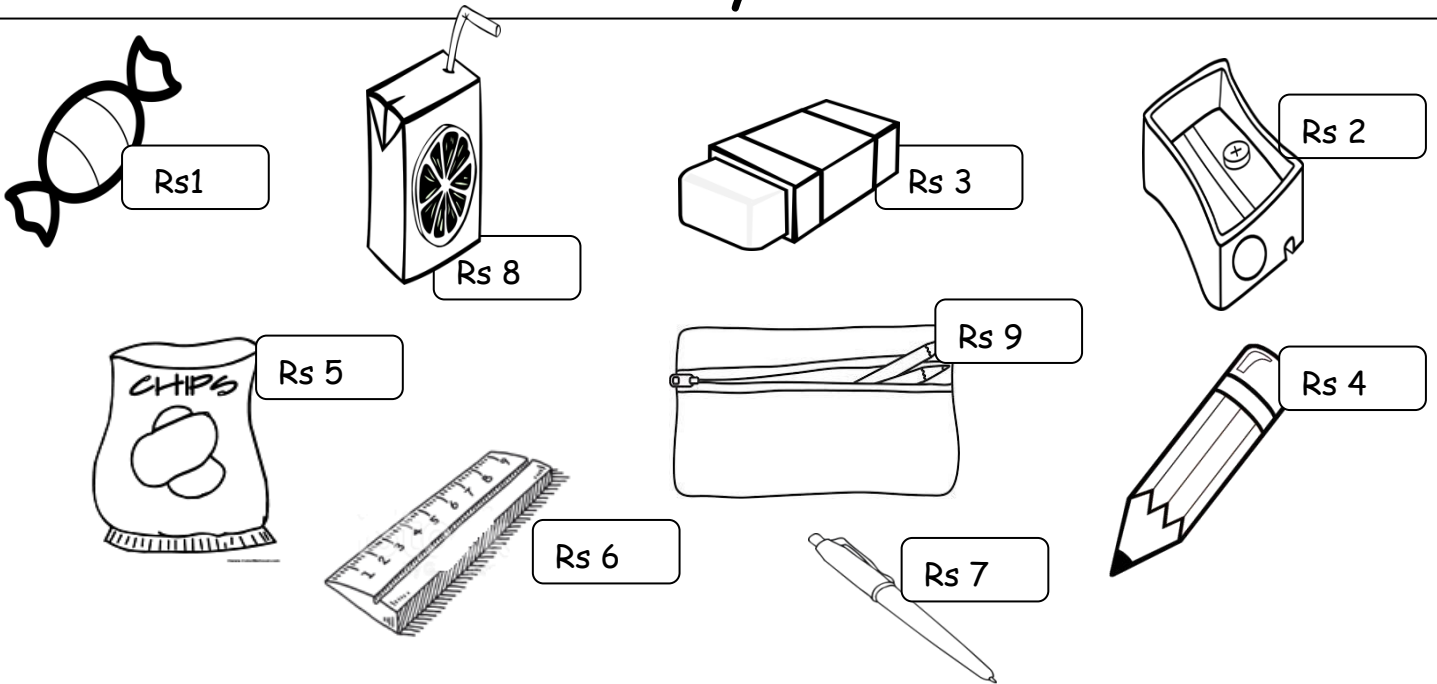
almost the same

What comes after:

4 \_\_\_\_\_, 25 \_\_\_\_\_, 61 \_\_\_\_\_, 73 \_\_\_\_\_, 20 \_\_\_\_\_



# Money - value



(Fill in the blanks by looking at the price tags.)

Ali went to the shop. He bought a pack of juice for Rs \_\_\_\_ and a sharpener for Rs \_\_\_\_\_. How much money did he spend altogether?

$$\begin{array}{|c|c|} \hline T & U \\ \hline \square & \square \\ \hline \end{array} + \begin{array}{|c|c|} \hline T & U \\ \hline \square & \square \\ \hline \end{array} = \begin{array}{|c|c|} \hline T & U \\ \hline \square & \square \\ \hline \end{array}$$

Ali spent \_\_\_\_\_

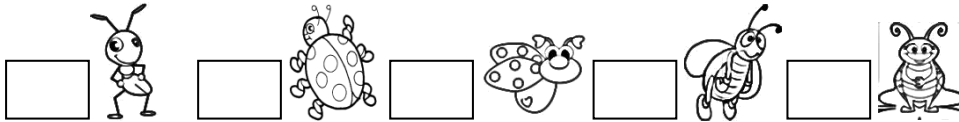
Mama gave me Rs 10. I bought a pen for Rs \_\_\_\_\_. How much money left with me?

$$\begin{array}{|c|c|} \hline T & U \\ \hline \square & \square \\ \hline \end{array} - \begin{array}{|c|c|} \hline T & U \\ \hline \square & \square \\ \hline \end{array} = \begin{array}{|c|c|} \hline T & U \\ \hline \square & \square \\ \hline \end{array}$$

I have \_\_\_\_\_



Write the ordinal numbers:



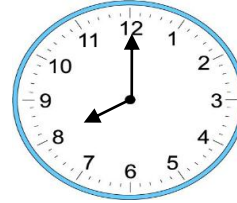
# Time- o'clock

Look at this clock

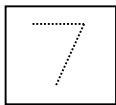

The minute (big) hand points to the 12.

The hour (little) hand points to the 8.

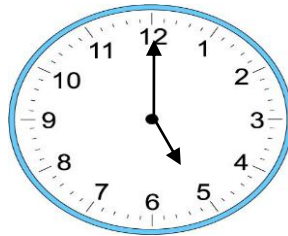
This tells us the time is **8 o'clock**.



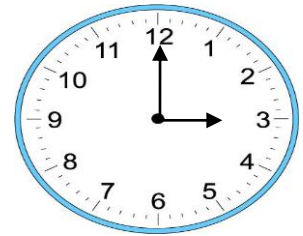
## What's the time?




O'clock



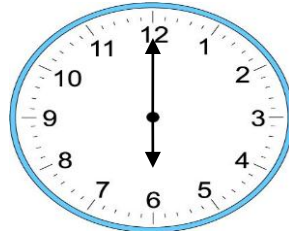
O'clock



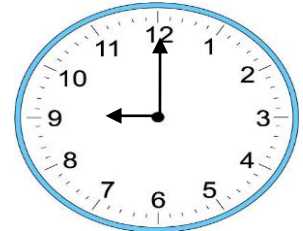
O'clock




O'clock



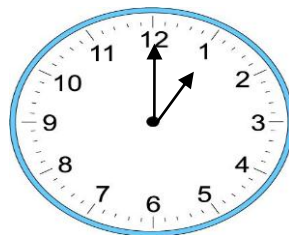
O'clock



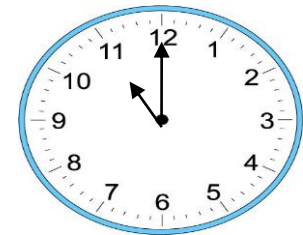
O'clock



O'clock




O'clock



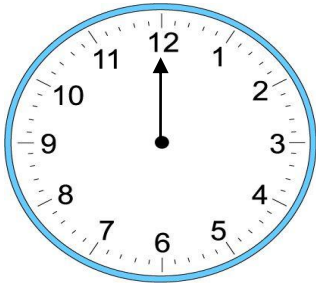
O'clock

Which one holds least? (tick the correct option)

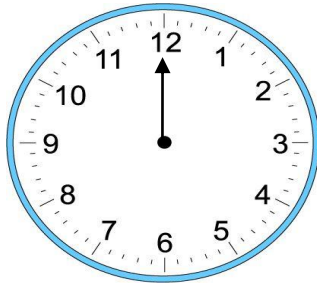


# Time

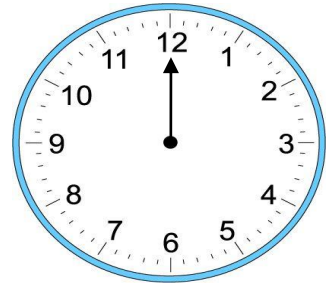
Draw the hour (little) hand on these clocks to match the time



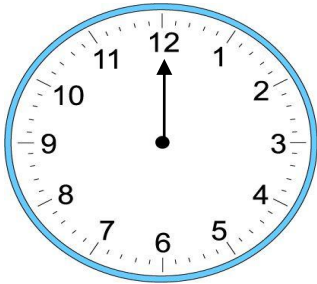
3 o' clock




2 o' clock



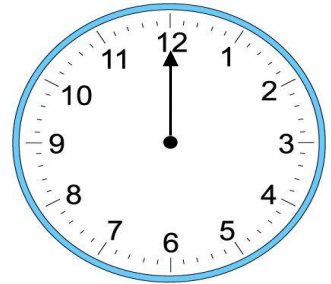
12 o' clock



6 o' clock



11 o' clock




8 o' clock

Does this clock say 5 o'clock?  
Write why or why not.


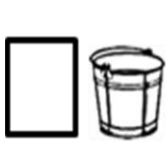
---

---

---



Number the buckets 1- 3 beginning from the smallest to the largest:-



Mental Math



# Problem Solving

Read each story problem and solve.

There are 3 fish in a group.

2 more joined them.

How many fish are there?

---

---

2 jellyfish are big.

1 is small.

How many jellyfish in all?

---

---

There are 4 starfish.

2 hid behind the seaweed.

How many are left?

---

---


There were 8 shells.

A diver took 5 of them.

How many shells are left?

---

---



Circle the even numbers:-



2, 56, 71, 55, 34, 20, 10, 13, 17, 99, 88, 46, 51, 9, 0

### Time-yesterday/today/tomorrow

Draw one thing that you did **yesterday**, that you are doing **today** and that you might do **tomorrow**.

**Yesterday**

**Today**

**Tomorrow**

Yesterday I did \_\_\_\_\_

\_\_\_\_\_

Today I \_\_\_\_\_

\_\_\_\_\_

Tomorrow I will \_\_\_\_\_

\_\_\_\_\_

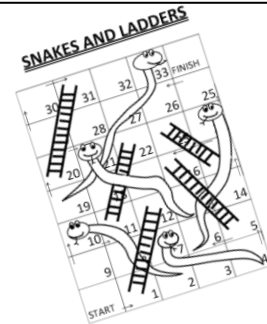
# Project Work

## Project 1

Dear Parents,

This year was a milestone for Preps with regards to reading progression. To inculcate a reading habit and to enhance their vocabulary, kindly choose a book with your child and help him/her prepare their own **Word Booklet**. Encourage your child to design the cover page and list down all the new words they have come across in the book. Make the booklet more interesting by adding illustrations!

## Project 2



Dear Parents,

The Preps have become familiar with the number grid (0-100) through various puzzles and activities. They have also learnt the importance of recycling and reusing material around them such as juice cartons, plastic cups, and cardboard boxes e.t.c.

Kindly help your child make a '**Snakes & Ladder**' game with **recycled material** on **A4 size paper**. Make the experience more enjoyable for them by looking for unusual and interesting things to create their very own board game!

Thank you  
Preps

دو حرفی الفاظ کے سامنے حرف لگائیں، اور لفظ کی پڑھائی کریں۔ مثلاً راج، ران، رات

_____	_____	_____	را
_____	_____	_____	خا
_____	_____	_____	جا
_____	_____	_____	با
_____	_____	_____	دا



ہندسوں اور لفظوں میں گنتی کی لکھائی کریں۔


لاہور گرائمر اسکول ۳۱ ایف۔ سی۔ سی گلبرگ



نام: \_\_\_\_\_ جماعت: پریپ: \_\_\_\_\_ تاریخ: \_\_\_\_\_

بڑی اشکال کی لکھائی کی خوب مشق کروائیں۔

آدھی اشکال کی لکھائی کریں۔

محترم والدین

اسلام علیکم

"میرا تعارف" کے عنوان سے بچے ایک کتابچہ بنائیں جس پر اپنے بارے میں لکھائی کے ساتھ تصاویر بھی

لگائیں یا بنائیں۔ یہ کتابچہ چار صفحات پر بنا ہو، مثلاً

میرا نام

\_\_\_\_\_

میرے بھائی، بہن

\_\_\_\_\_

میرے شوق

\_\_\_\_\_

میرا پسندیدہ کھانا

\_\_\_\_\_

☆ اشمن ٹریڈرز کی کتاب "نٹ کھٹ حروف میں سے کہانی پڑھنے میں والدین بچوں کی مدد کریں۔

[www.urdupoint.com/kids](http://www.urdupoint.com/kids)

[www.urdu.ustad.com](http://www.urdu.ustad.com)

☆ اردو میں دلچسپی کے لیے بچے کو ان سائٹ پر اردو کہانیاں اور نظمیں سنوائی جاسکتی ہیں۔



لاہور گرامر اسکول ۳۱ ایف۔ سی۔ سی گلبرگ



نام: \_\_\_\_\_ جماعت: پریپ: \_\_\_\_\_ تاریخ: \_\_\_\_\_

نیچے دیئے گئے جوڑ کے توڑ لکھئے۔

توڑ	جوڑ	توڑ	جوڑ
	کوٹ		موتی
	بولو		دانت
	بالا		ستارے
	طوطا		راجا
	داغ		تاج
	مالی		گرم
	فراک		تالا

اپنی پسند کے تین الفاظ کے جملے لکھیں۔


لاہور گرامر اسکول ۳۱ ایف۔ سی۔ سی گلبرگ



نام: \_\_\_\_\_ جماعت: پریپ: \_\_\_\_\_ تاریخ: \_\_\_\_\_

چھٹیوں میں گھر سے باہر گزارے ایک دن کا تصویر می خاکہ بنائیے اور اپنی تصویر کو ایک دلچسپ عنوان دیں اور کوئی سی پانچ چیزوں کی شروع کی آواز لکھیں۔