

TS

SUPER
SOCO

TS



In The Name Of “PLAY” , Re-Define The City Travel.

Towering Topline,
With a Sense Of Aggressive Forward Line,
And Rising Short Tailed Seat,
Even It Is Motionless,
TS Still Feels Wild.

● KING KONG BLACK



○ POLAR WHITE



● MAGICAL ORANGE



● FLASH SILVER



● ROARING FLAME RED



Creative Design, Engineering Structure, Real Product, Each Step Are The NEXT.

Dynamic LCD Headlight

Adapting to Ever Changing Road
Conditions – Day and Night



Hidden Storage Box

Storage For Charger And The Belongings
Dustproof And Waterproof
Effective Protection Of The Electrical Components
Inside The Vehicle



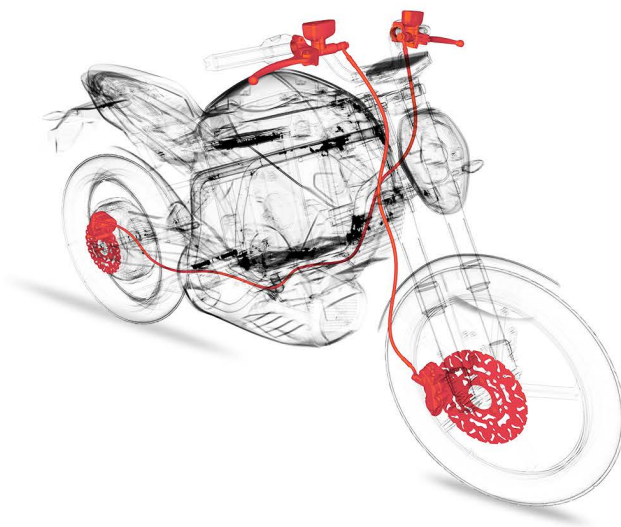
Integrated Wraparound LED Taillight

Visual Range, More Than 270 °,
Make Night Driving Safer.



Racing Motorcycle Brake, High Efficient Brake

Front 220mm Spray Disc Brake With Dual-Piston Floating Calipers;
Rear 180mm Spray Disc Brake With Single Piston Floating Caliper;
Quickly Brake When High Speed Driving,
The Braking Performance Is More Stable And Reliable.



FOC Vector Controller 2.0

Precise And Seamless Connection Between
FOC Vector Controller
And Self-Development Smart Interactive
BMOS 2.0 System High-Precision Algorithm,
Increase The Output Power 10%,
Energy Conversion Rate Up To 92%

Three-Section Adjustable Pedals

According To Ergonomics,
Custom Three-Points Sitting Position In Line,
Unique Adjustable Pedals Provide
Three Modes Of Driving,
Adaptable To Different Groups Of
People's Driving Habits.



Power



Range



Charge&Discharge



Brake



Climbing angle



Suspension



Over Discharge Protection



Over Charging Protection



Over Current Protection



Short Circuit Protection



Temperature Protection



Battery Balancer

Battery Management System

Intelligent And Efficient BMS With Precise SOC Algorithm To Provide Multiple Protections For Battery And Keep It Safe Always.

SOCO APP Will Automatically Synchronize The Battery Information

So That You Can Reasonably Plan Every Trip.



BOSCH 17-Inch High-performance Motor

17" Large Wheel High Performance Motor – joint developed with BOSCH

Energy-efficiency, Strong Output, Fast Acceleration.



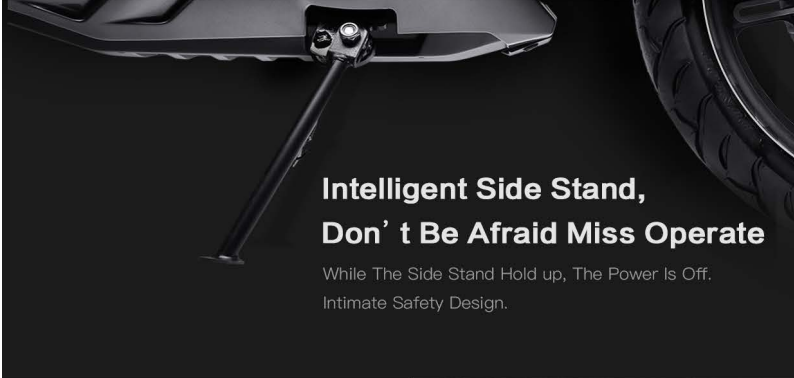
High Accuracy Throttle

Control the speed accuracy
Using Hall Sensor Technology,
Control The Speed Accurate,
Experience The Impact
Of Speed Right After Turning.

Intelligent Light Sensitive Instrument (LCD)

EEC Homologated, Intelligent Sensitive, Adjust The Brightness Automatically,
Shows High Clarity Of Interface, Waterproof Performance Is Good.





Intelligent Side Stand, Don't Be Afraid Miss Operate

While The Side Stand Hold up, The Power Is Off.
Intimate Safety Design.

Switch Off Protection

To Avoid Misuse Of The Throttle,
Ensure The Security For Parking Safety.



Intelligent life

Intelligent vehicle inspection,
Real-time location, drive tracking
Synchronizes the battery info. automatically
Intelligent riding play in your own way

*Supersoco App is available subject to countries.



Racing Motorcycle Type Of Split Frame

High Power Motorcycle Using Separated Low Carbon Frame, Lighter, Stronger, More Durable.



Main Frame In Carbon Steel

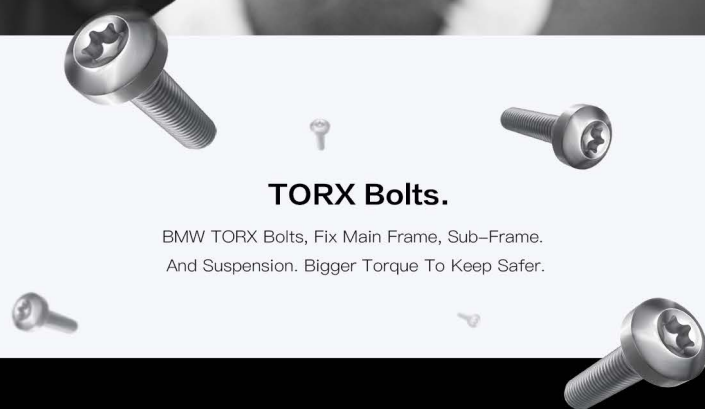
Electrophoretic Paint,
Full Color, Corrosion, Oxidation,
High Anti-Rust Performance.

Sub-Frame In Aluminum

With Heat Processing,
Easy To Load 140kg,
With The Engineering Mechanics,
Frame Stable, Structure With Steel And
Aluminum Lower The Weight,
Better Manipulability.

TORX Bolts.

BMW TORX Bolts, Fix Main Frame, Sub-Frame,
And Suspension. Bigger Torque To Keep Safer.



Coating Process

Double Curing Process, Significantly Improve The Adhesion,
Flexibility And Abrasion Resistance.


Keep ABS Gloss, Color Fullness And Bright. Compared
With Traditional Paint, Improve Its Resistance For Weather,
Acid, Alkali, Water and Gasoline.





High Capacity Lithium Pack

Passed various UN38.3* tests successfully;
In compliance with international air transport standards.
Can travel up to 150km with two packs.
Adopts High-Capacity 18650 Cells.
High power supply guaranteed by brand name products.

Adjustable Centralized Rear Suspension

Compared With Traditional Bilateral Suspension, Adjustable Racing Motorcycle Type Of Central Shock Absorber Keep The Gravity In Middle Of The Vehicle. When Turning Around, More Flexible And Feel Balanced. Ensure The Sporty Performance.

5 _{Years} Life	92 % Energy Conversion	3 _h Fast Charging (optional)
150 _{km} Max Range With Additional Battery Pack	8 _h Full Charging Time	800 _{times} Cycles Of Charging

Front Suspension

Racing Motorcycle Type Of 35mm Inverted Hydraulic Shock Absorbers.
With A Stronger Torsion Resistance, More Flexible And Easier To Control.





Normal Cell Heat Radiation Space

Ideal AI. Pack Solution


Unique Module Structure Batteries Layout, Precisely Management Of The Battery Space, And With High-Grade Sealing Materials To Ensure The Better Performance Of The Battery. Each Cell With Separated PTC.



TS Cell Heat Radiation Space

Traffic-ability

Ensure At Least 280mm Wading Depth And IP65 Grade Of Waterproof And Dustproof.



Aircraft-Grade Aluminum Battery Pack

The Pack Is High Pressure Molding By Aircraft-Grade Aluminum
With Good High Mechanical Strength,
Perfect Thermal Conductivity And Safer.



TS Parameters

Model	TS	Motor torque	120 N·m
Color		Climbing angle	15°
L*W*H	1898*703*1059mm	Net Weight	72KG
Range with one battery pack	75KM	Instrument	LCD instrument
Voltage	60V	Instrument color	White backlight
Capacity	26Ah	Motor max power	2400 W
Motor	BOSCH	One key start	Standard for whole product line

* The data come from the corporate laboratory tests in ideal conditions and all data are for reference only.



SUPER SOCO

www.supersoco.com
www.vmoto.com

Info@supersoco.com
susan@vmoto.com.cn

148 Patents

Invention patent, Utility model patent,
 Appearance design patent, software patent.

4 Homologation Certificates

EEC, CCIC, CMA, CNAS