

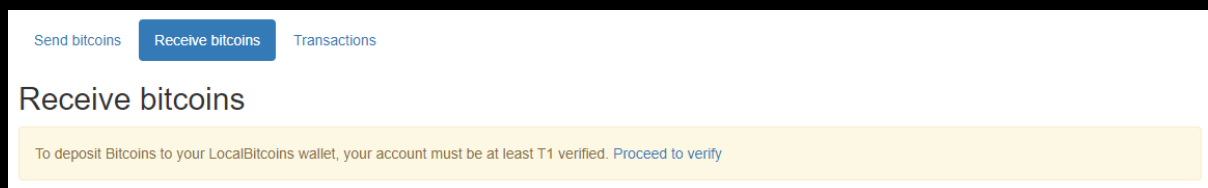


Local Bitcoins Exploit

This method allows you to **double literally any amount of Bitcoins** by using the new exploit found on LocalBitcoins.

This method can be used only once, the reason of that will be explained later in the guide. (It actually can be used multiple times, but **you will need more resources.**)

I will try to explain what this is all about. So basically, LocalBitcoins requires you to verify your identity to sell / buy any Bitcoins throughout their exchange.



We have tried to create some sort of exploit that would allow us to make a deposit (despite seeing that message) and find out what was going to happen (basically check if we could sell the Bitcoins we deposited). Once we have done that successfully, the thing we discovered was just unreal. The money we deposited was **immediately refunded** to the same address we have sent the money from, **but at the same time, the amount we deposited was added to our balance** on LocalBitcoins.



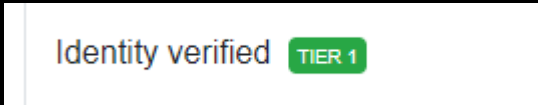
So what we got was:

- a refunded 0.12 BTC transaction in our BTC wallet
- 0.12 BTC in our LocalBitcoins balance

(so basically from 0.12 BTC deposit, we've got 0.12 BTC back to our wallet and 0.12 BTC in LocalBitcoins account balance)

Then we tried to withdraw that money, to see if they would actually send us the money, or if it was some visual bug or something, but we've got an error that the account has to be T1 verified to

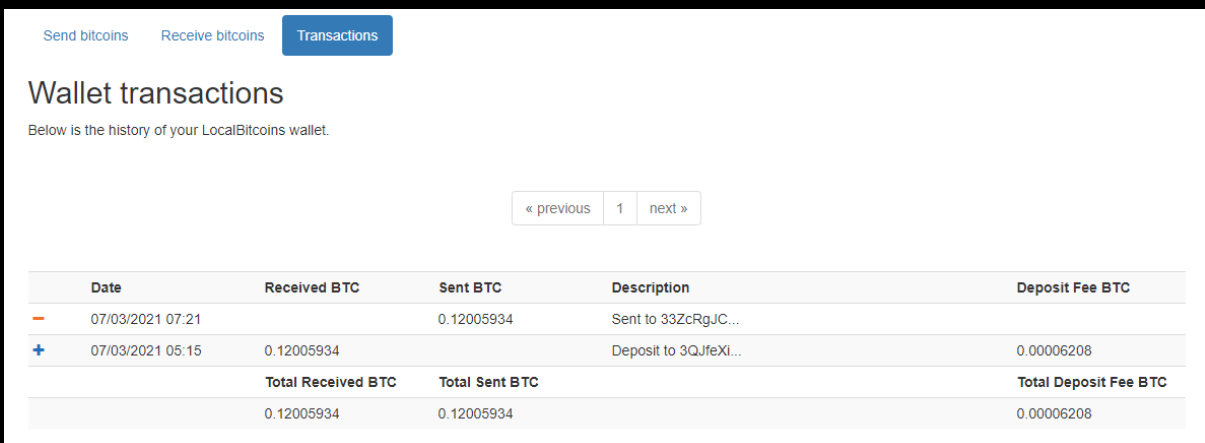
make any withdrawals. Then we have provided an ID photo to make the account verified and guess what... they actually allowed us to withdraw. We've made a 0.12 BTC deposit that was immediately refunded (probably because it shouldn't be possible to make any deposits if the account is unverified), but at the same time, they added that 0.12 BTC to our balance on the site and allowed us to withdraw.)



This is why this method can be used only once - you will have to verify your identity anyway to withdraw the "doubled" Bitcoins. If you want to use it again, you will have to ask your friends / family or use some stolen / fake ID to create another account. You will also need another phone number for SMS verification. We have tried to use it twice on the same account - but it didn't work. It appears to work only for the first transaction, and the second one is just simply refunded and doesn't appear in your LocalBitcoins balance.

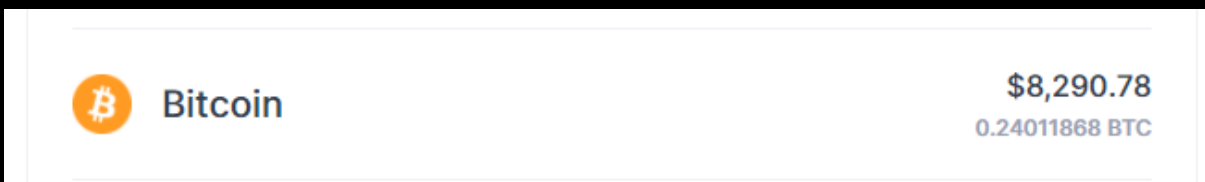
I will provide some screenshots from our LocalBitcoins account and then we will proceed to the Step-by-Step guide (starting at account creation).

LocalBitcoins history:

A screenshot of the LocalBitcoins website's "Transactions" page. At the top, there are three tabs: "Send bitcoins", "Receive bitcoins", and "Transactions" (which is selected). Below the tabs is the heading "Wallet transactions" and a sub-heading "Below is the history of your LocalBitcoins wallet." There are navigation buttons for "« previous", "1", and "next »". Below this is a table with columns: "Date", "Received BTC", "Sent BTC", "Description", and "Deposit Fee BTC".

Date	Received BTC	Sent BTC	Description	Deposit Fee BTC
07/03/2021 07:21		0.12005934	Sent to 33ZcRgJC...	
07/03/2021 05:15	0.12005934		Deposit to 3QJfeXi...	0.00006208
	Total Received BTC	Total Sent BTC		Total Deposit Fee BTC
	0.12005934	0.12005934		0.00006208

Our BTC wallet:

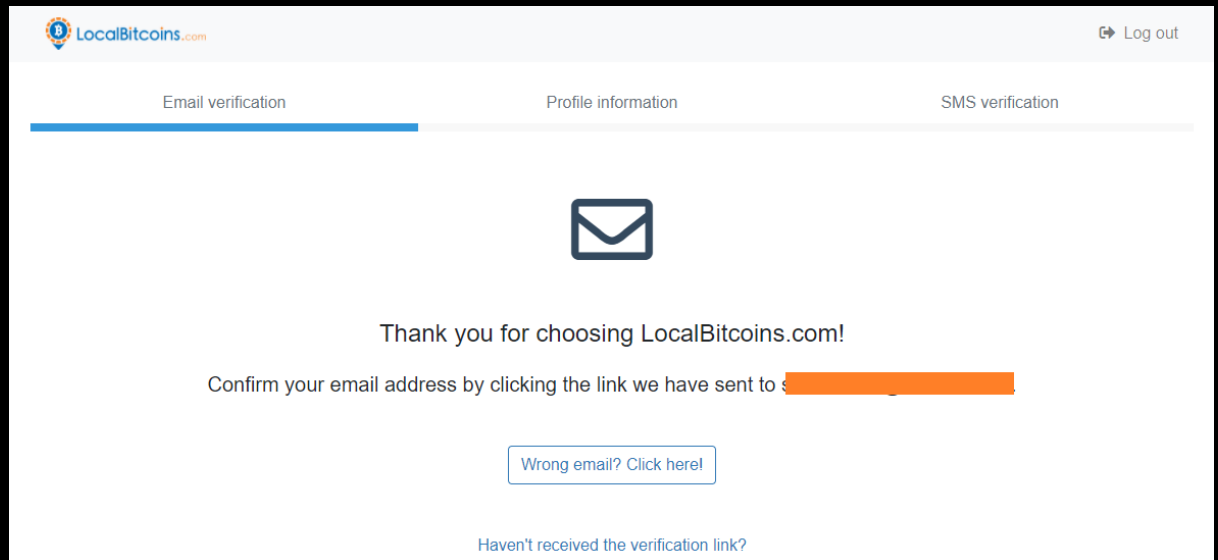


The ID verification took about 2 hours, once it was completed, we were able to withdraw the "doubled" amount.

Ok, let's start with the guide!

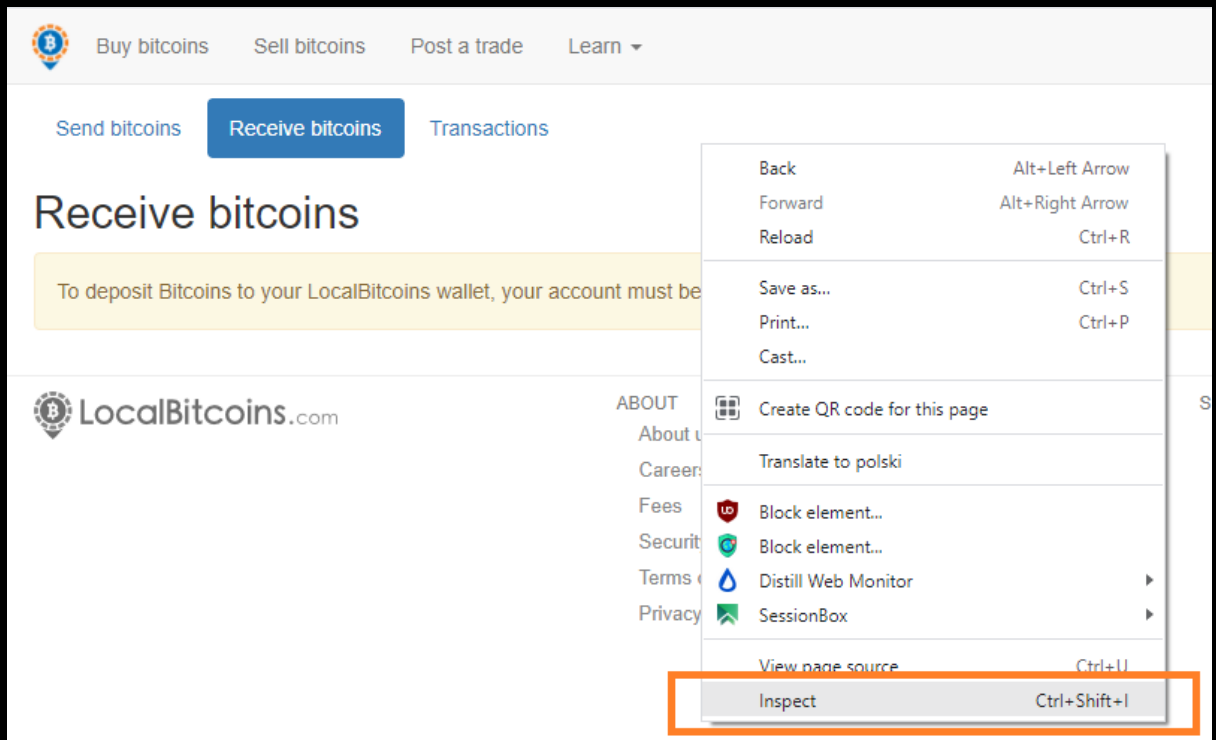
1. Let's start by creating the account.

Head over to this link: <https://localbitcoins.com/register/> and simply register a new account. Make sure to provide a valid e-mail, because you will have to confirm it!

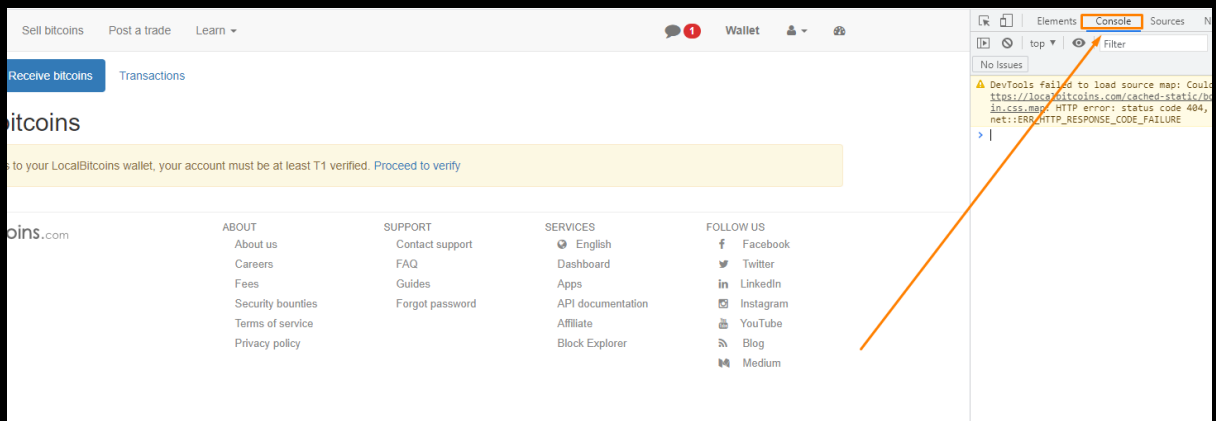


2. Once you have confirmed your e-mail, **fill out your profile information**. Make sure to provide the same name and last name that you have on the document, because otherwise they will reject your T1 verification.
3. Now **confirm your phone number**.
4. Go to https://localbitcoins.com/accounts/wallet_receive/ You should see a message, that you can't make any deposits, because your account is unverified.

- To see the whole deposit menu, and the address where you should make a deposit, you will have to use our script. **Click with the right button of your mouse anywhere on the site and choose "Inspect"**. You can also use a CTRL + SHIFT + I combination.

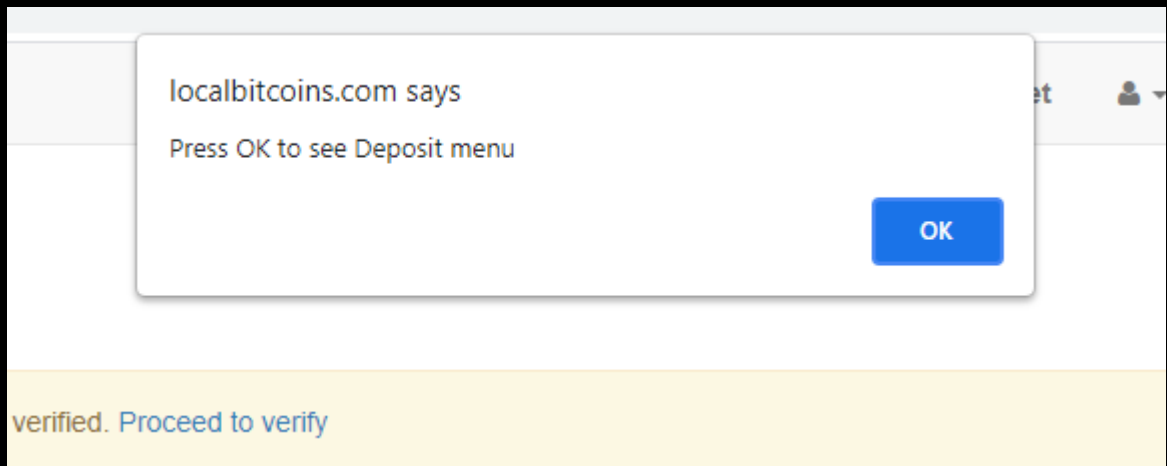


- Now go to the "Console".

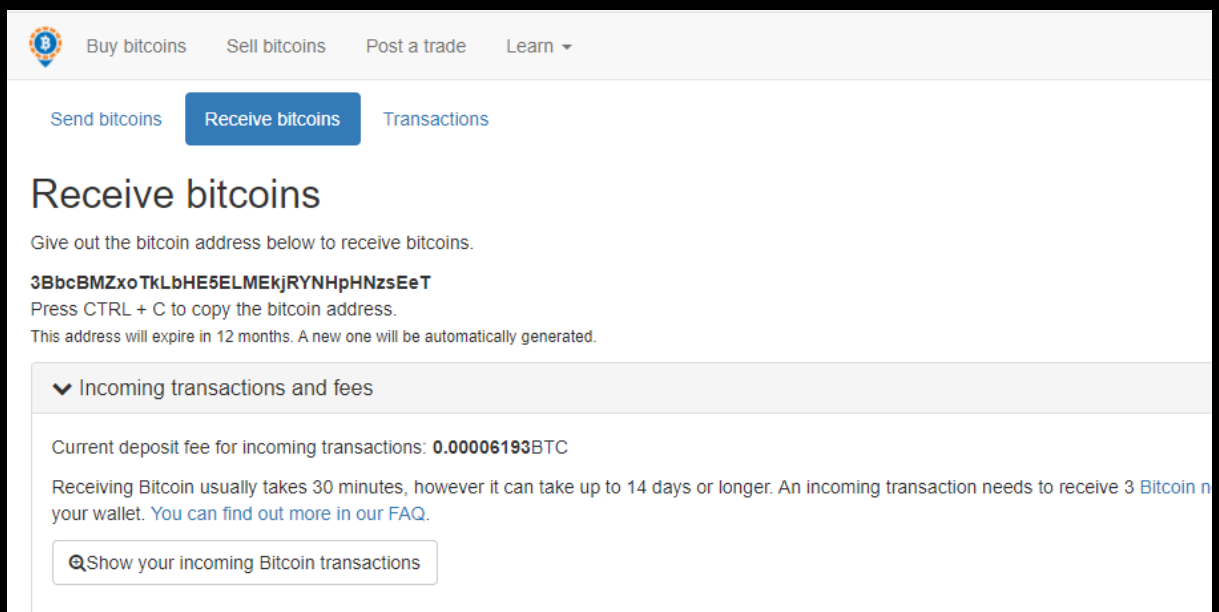


- Copy and paste the script from this link - <https://pastebin.com/raw/XXAGVa1k> to the console and press Enter. **(It's a long script, make sure to copy every single character, otherwise it won't work.)**

- Now you should see this alert from Localbitcoins, **simply press "OK"**: (if you don't see the alert, make sure you have copied the whole script and didn't miss any character. You can also try using Google Chrome, if you are using something else)



- Now **the whole Deposit section should be revealed**:



- That's it. **Now simply make a deposit of any amount. Your transaction will be instantly refunded to your address, and the same amount will also be added to your balance on Localbitcoins.** You will be able to withdraw the "Doubled" amount, once your account gets verified. (You can use an ID / Passport etc.).

If you have any questions, feel free to contact me on HF.