BLAŽIČ

2017 SI

DRSNI SISTEMI SISCO

SISCO SISTEM

Drsni sistemi Sisco

Sestavni deli:

- • Zgornji aluminijasti profil – vodilo; dolžina 2, 3, 4 in 6 metrov; ART. DSS0185AF
- • Spodnji aluminijasti profil; dolžina 2 in 4 metre; ART. DSS251GF
- • Set za ena vrata, teže do 80 kg, je sestavljen iz naslednjih elementov:
  - 2 plastična zatiča (ART. 0187)
  - 2 seta koleščkov (ART. 0188)
  - 1 ključ za montažo (ART. 0229)
  - 1 vodilni čep (ART. 0106)

Artikel	Koda dobavitelja	Naziv	EM
DSS0185AF...	0185AF	SISCO SERIE 100 SILENT alu profil za stavbna/notranja vrata	KOS
DSS0188P	0188p	SISCO SERIE 100 SILENT set koleščkov za 1 vrata 80 kg	KPL
DSS251GF...	251	SISCO SERIE 100 SILENT spodnji profil	KOS
DSS0138-0198	0138-0198	SISCO SERIE 100 SILENT set koleščkov in blažilcev za 1 vrata 80 kg	KPL

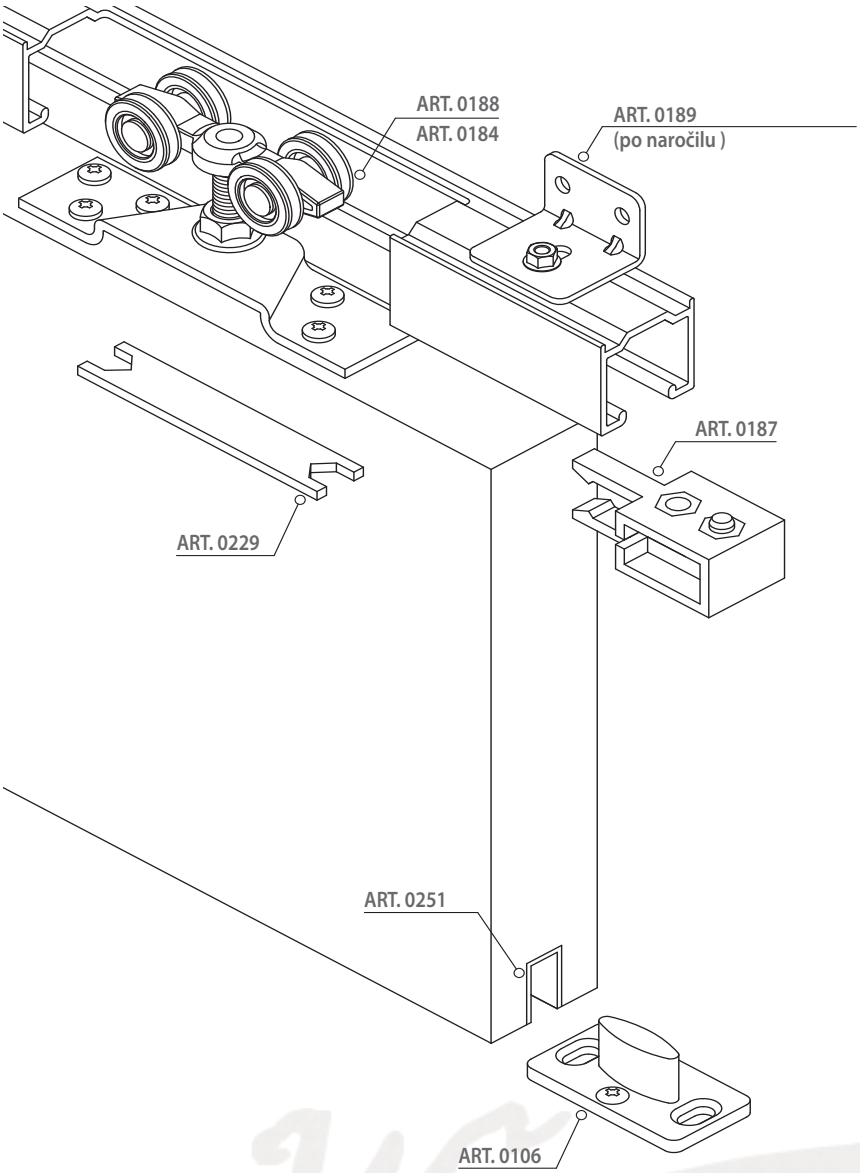

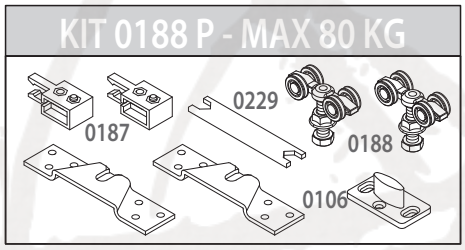

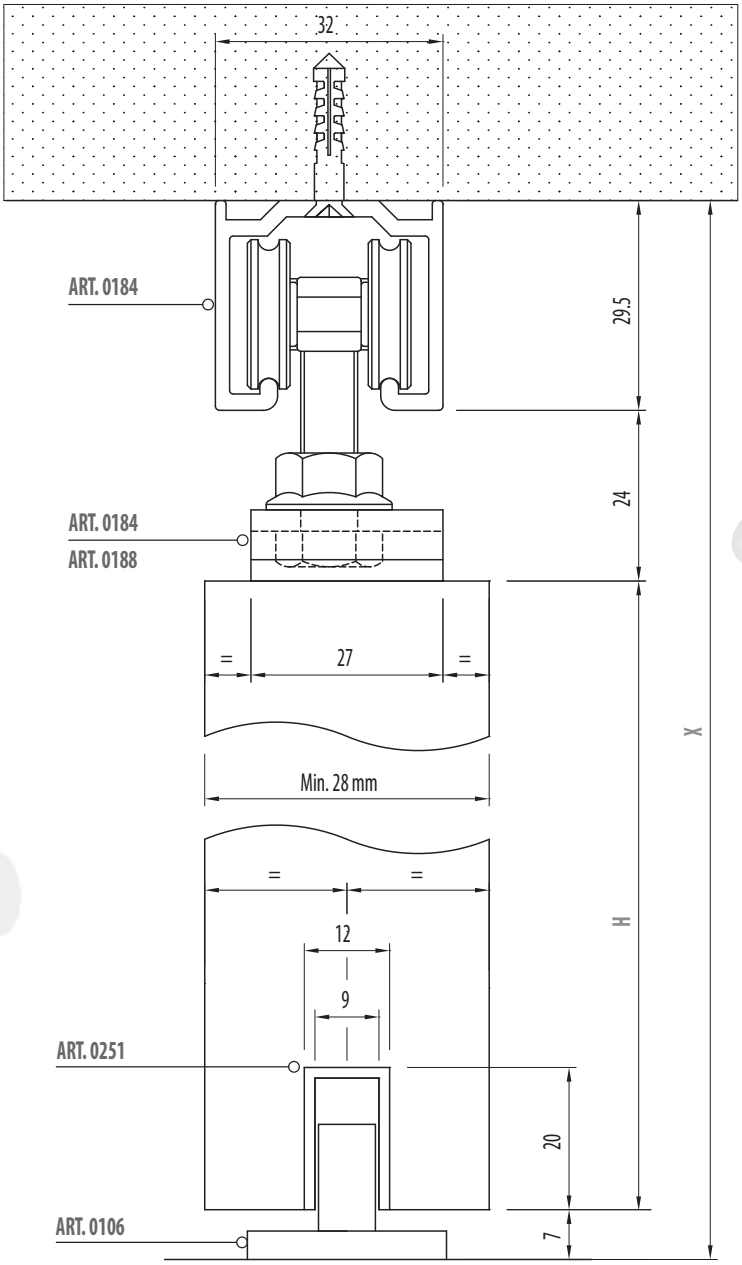

H =	X – 60,5



Drsni sistemi Sisco

A Dolžina vrat	B Dolžina vodila
500–700 mm	1.100 mm
710–900 mm	1.500 mm
900–1.000 mm	1.700 mm
910–1.200 mm	1.900 mm

Standardne dimenzije

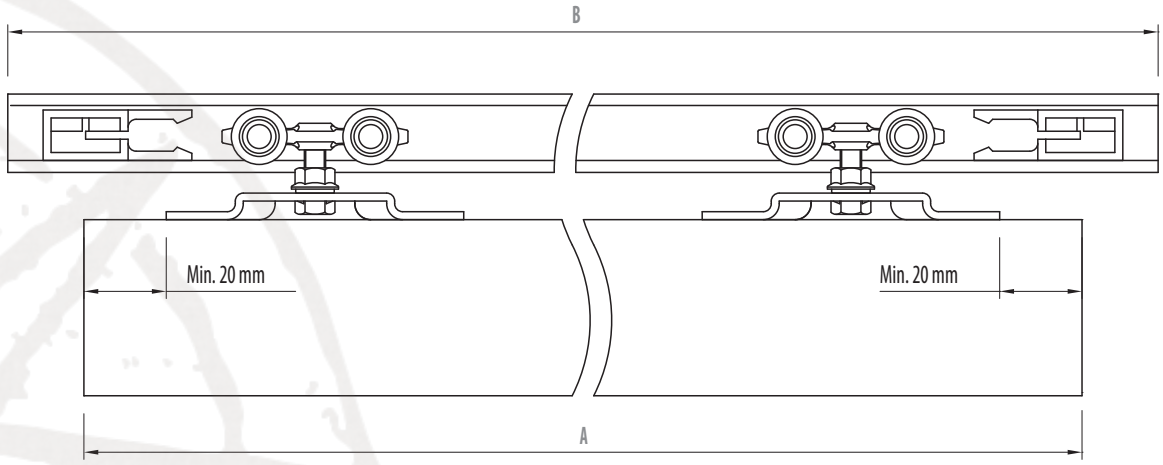

Drsni sistemi Sisco

Sistem je primeren za izdelavo pohištva, teže 25 ali 80 kg po krilu, najvecja debelina licnice je 22 mm.

Sestav drsnega sistema 1700:

- Zgornje aluminijasto vodilo; dolžine 2, 3, 4 in 6 metrov; ART. DSS1700G
- Spodnje aluminijasto vodilo; dolžine 2, 3, 4 in 6 metrov; ART. DSS1701G
- Set za notranja vrata (ART. DSS1705-1725) sestoji iz:
- 2 zgornja kolešcka + blažilec
- 2 spodnja kolešcka + blažilec
- Set za zunanja vrata (ART. DSS1706-1726)
- 2 zgornja kolešcka + blažilec
- 2 spodnja kolešcka + blažilec

Artikel	Koda dobavitelja	Naziv	EM
DSS1700G...	1700 G	SISCO SERIE 1700 zgornji alu-profil	KOS
DSS1701G...	1701 G	SISCO SERIE 1701 spodnji alu-profil	KOS
DSS1705-1725	1705-1725	SISCO SERIE 1700 set za notranja vrata, z blažilcem	KPL
DSS1706-1726	1706-1726	SISCO SERIE 1700 set za zunanja vrata 18–22 mm, z blažilcem	KPL

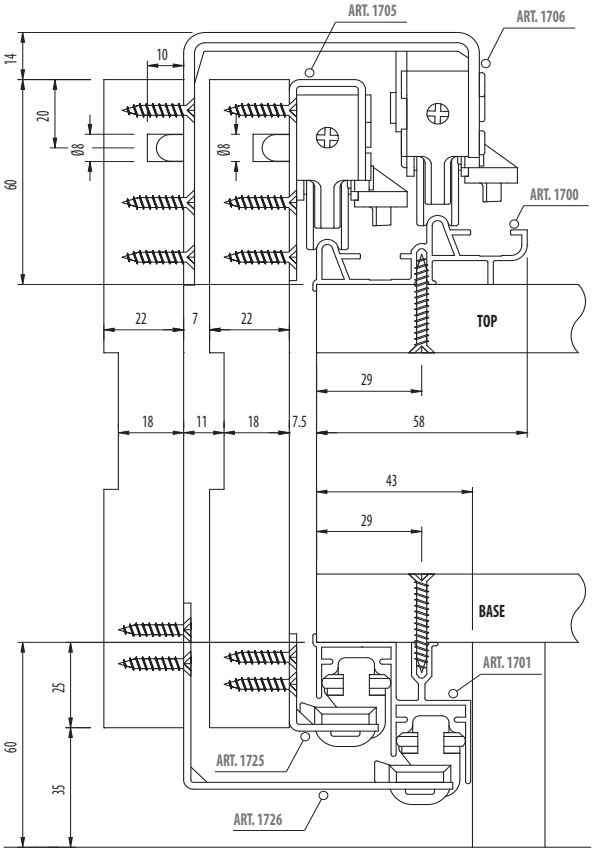

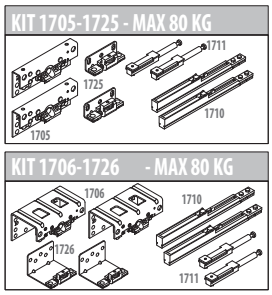

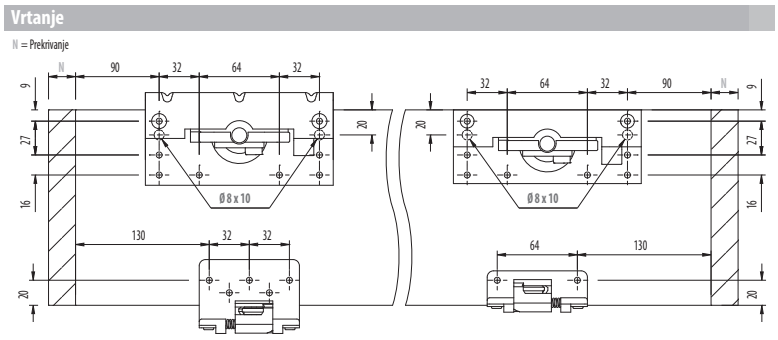

Montaža

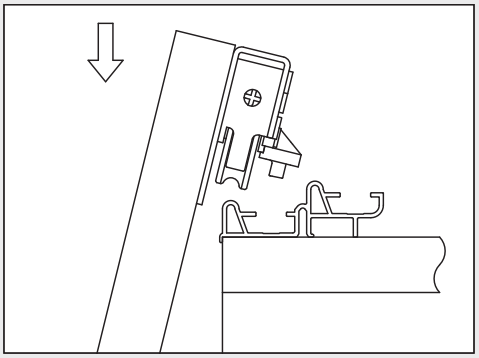

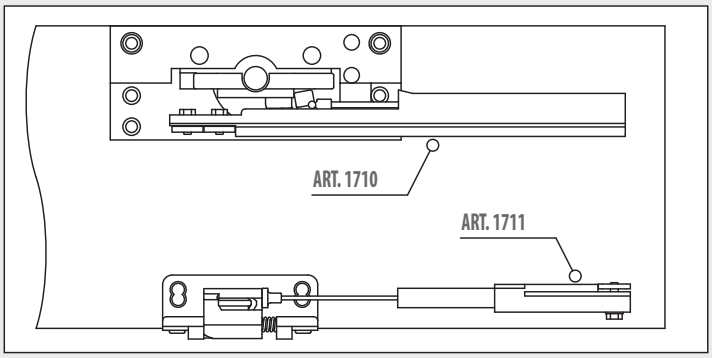

Za pravilno delovanje je potrebno blažilce pritrditi v odprtem položaju.

Dolžina vijaka

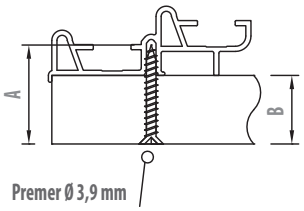

B = 16	A = 25
B = 18	A = 25
B = 20	A = 30
B = 22	A = 30
B = 24	A = 30
B = 26	A = 35
B = 28	A = 35
B = 30	A = 35

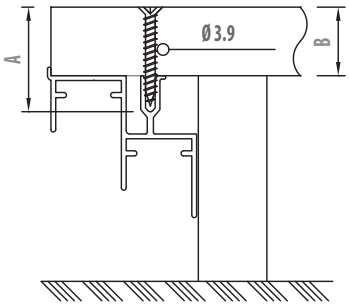

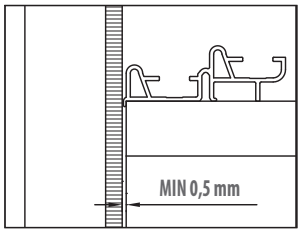

Min. reža.

Montaža koles

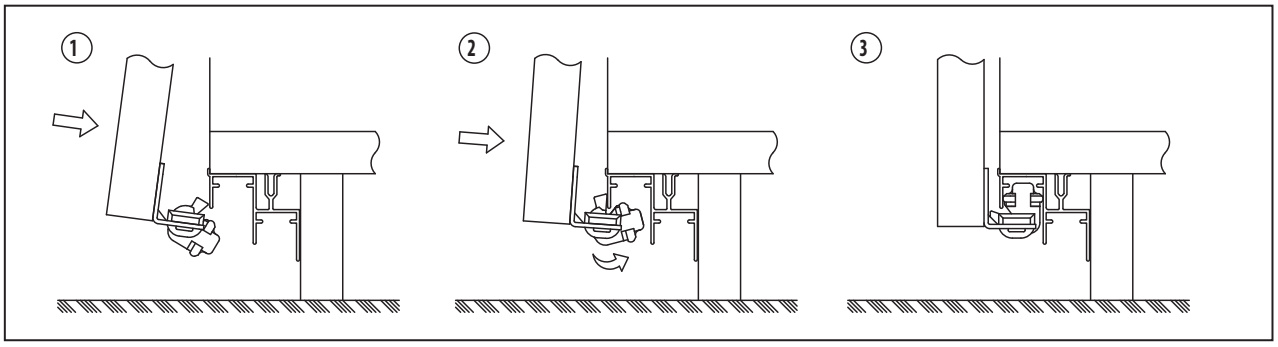

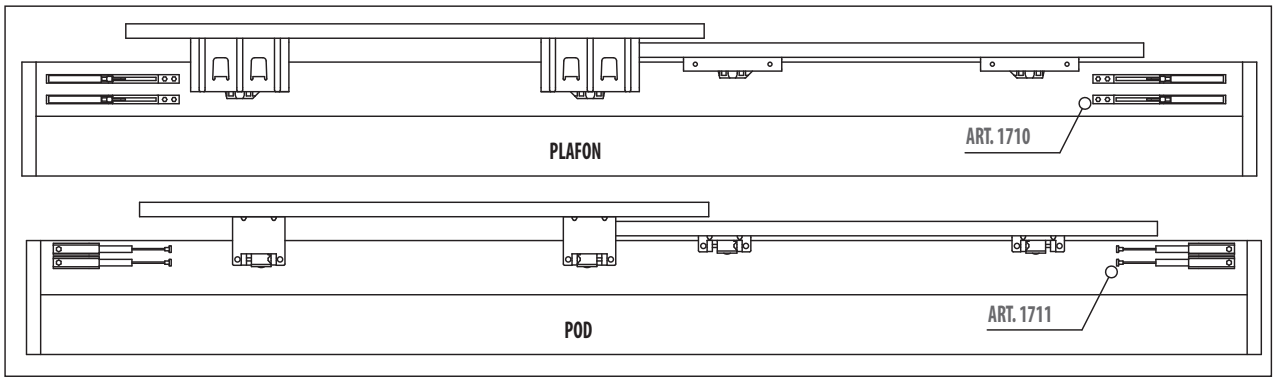

SISCO SISTEM

Drsni sistemi Sisco

Sistem SISCO HIDDEN 1800 vsebuje vse potrebno za vratno krilo do širine 1150 mm ter teže do 80kg.

Debelina vrat je minimalno 40mm. Vodila so popolnama zakrita, ni vidnega okovja.

Sestav drsnega sistema HIDDEN 1800:

- Aluminijasto vodilo; dolžine 1150mm
- Spodnje aluminijasto vodilo
- Set zgornjega voza in pribora za montažo
- 2 blažilca
- Set spodnjih koles
- Potrebni vijaki za pritrjevanje
- Pokrivne kape za vodilo (pokrivne kape se uporabijo v primeru rezkanja do roba vratnega krila str. 12)

KIT 1800-1150 - Maksimalna nos. 80 KG

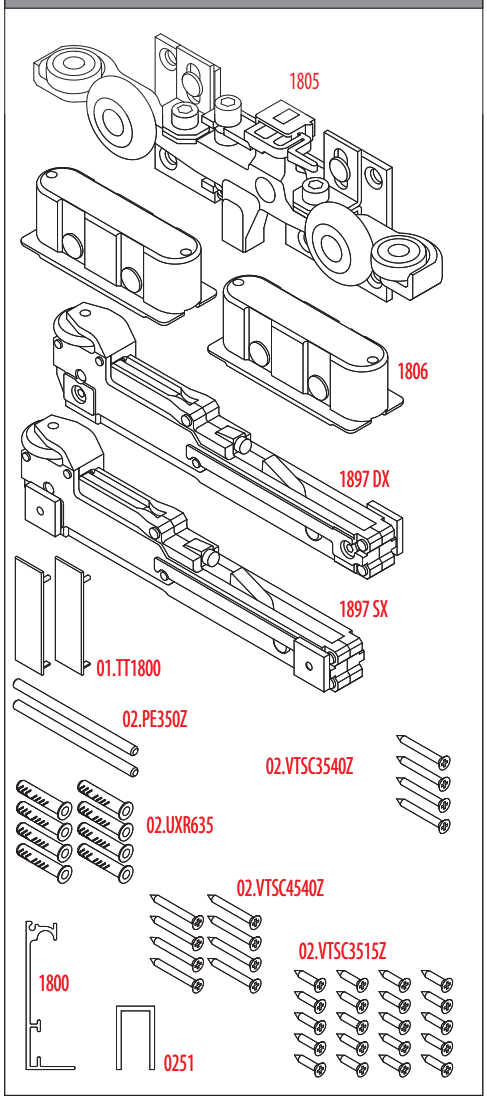

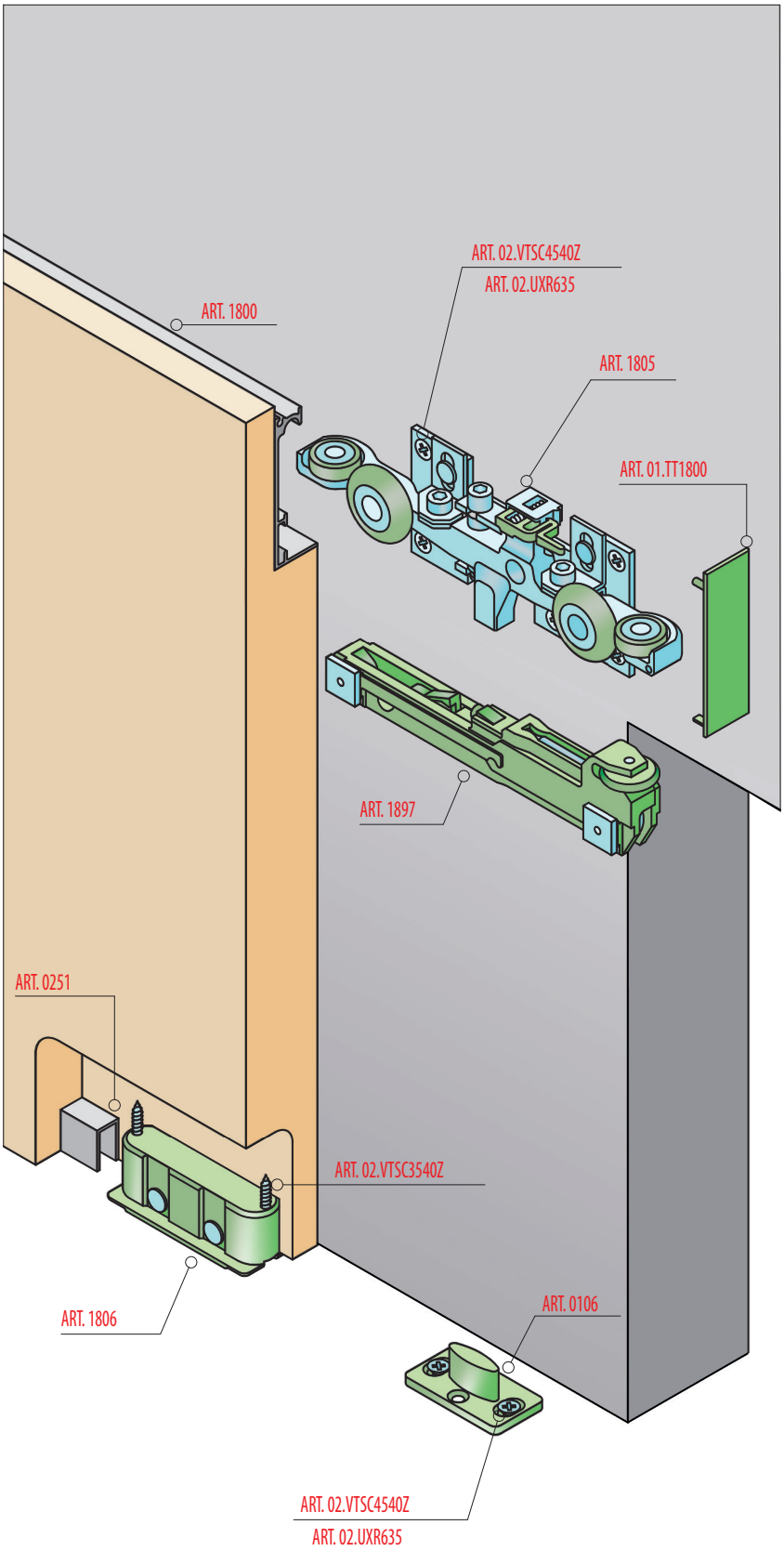

Legenda

1805	Voziček nastavljivi zgornji
1806	Spodnja kolesa
0106	Drsnik spodnji
01.TT1800	Pokrov vodila
1897	Blažilec
02.PE350Z	Zatič
02.VTSC3540Z	Vijaki 3.5x40
02.VTSC4540Z	Vijaki 4.5x40
02.UXR635	Vložki
1800	Zgornji profil
0251	Spodnji profil

Artikel	Koda dobavitelja	Naziv	EM
DSS1800KIT1150	KIT 1800-1150	SISCO SERIE 1800 Hidden, set za 1 vrata 80 kg, vodilo za vrata širine do 1150mm	KPL

Drsni sistemi Sisco

Vertikalni prerez brez zaključne letve.

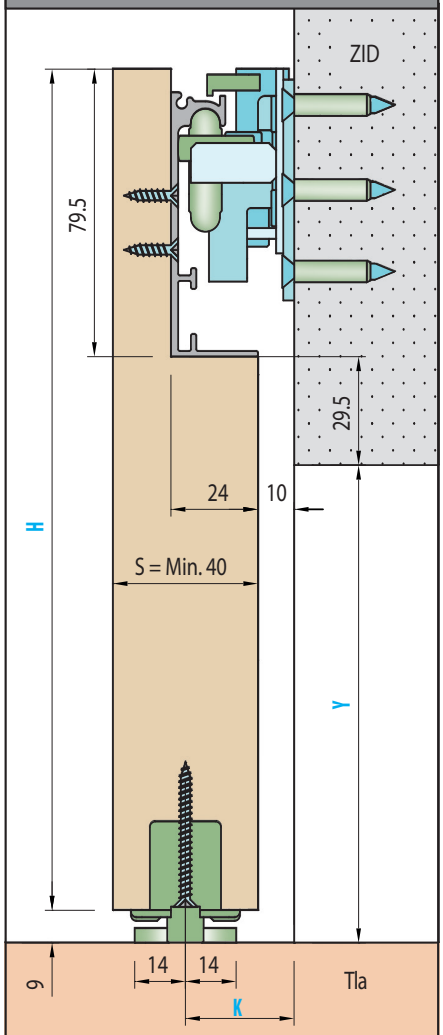

H =	Y + 100
K =	10+S/2

Vertikalni prerez z zaključno letvijo.

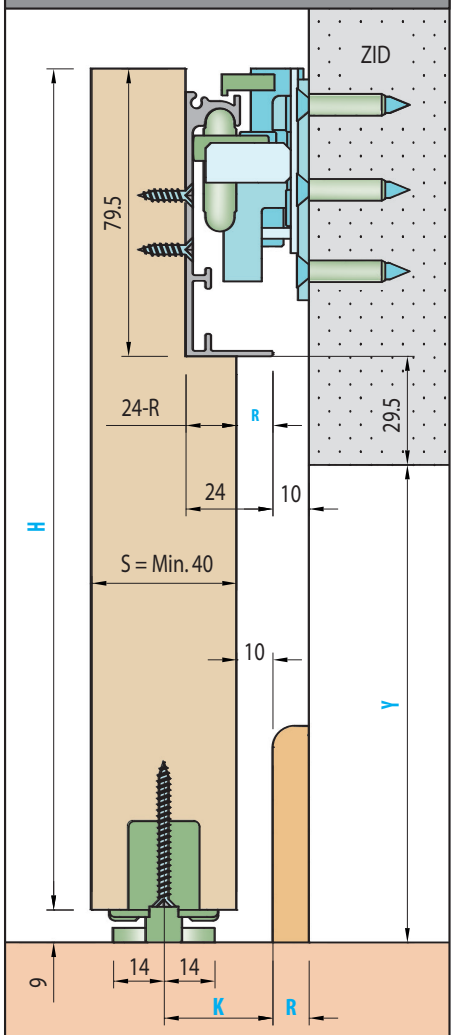

H =	Y + 100	R =	Debelina zaključne letve
K =	10+S/2		

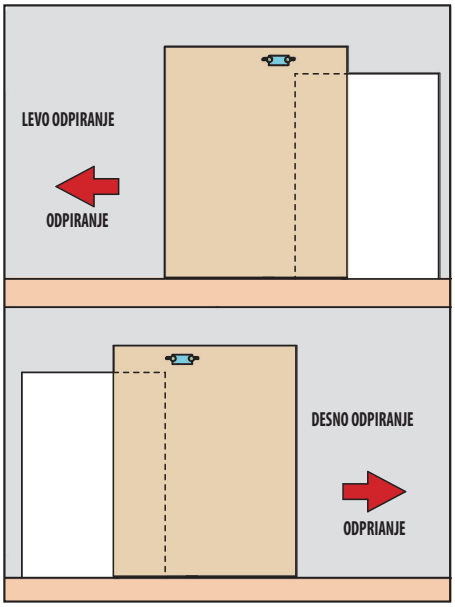

Pozicija drsnika

C = 109 mm	Za vratno krilo z zaključki.
C = 117.5 mm	Za vratno krilo brez zaključkov.
D = 83 mm	Za vratno krilo z zaključki.
D = 91.5 mm	Za vratno krilo brez zaključkov.

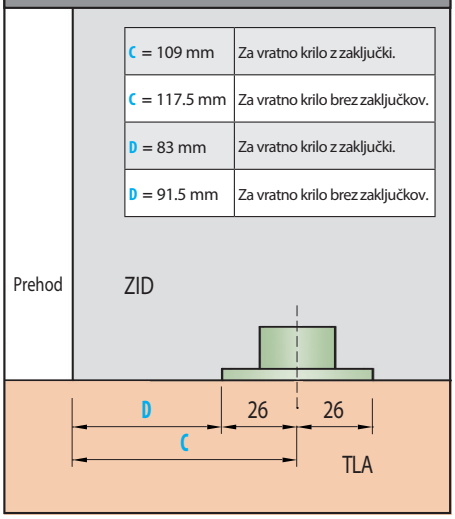

Pozicioniranje zgornjega voza

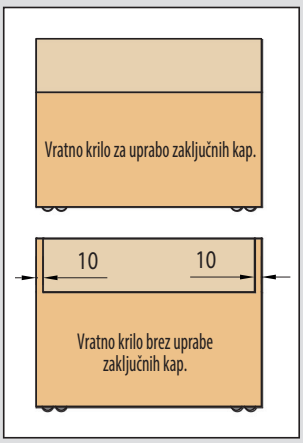

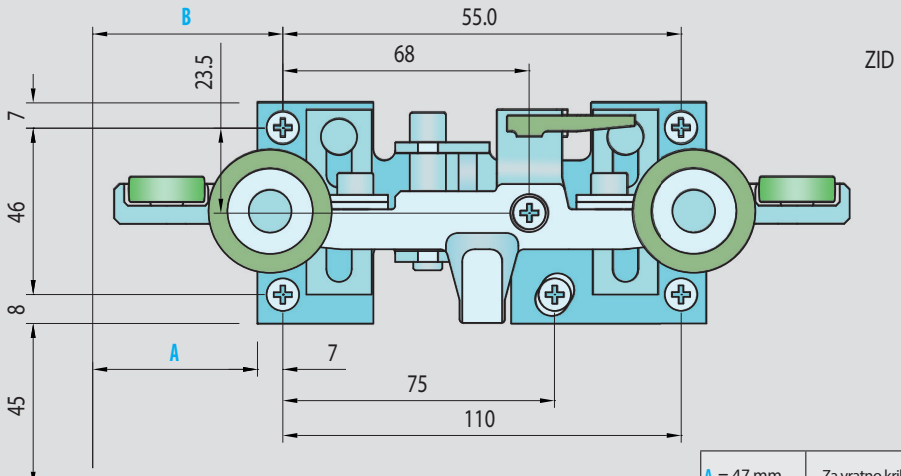



A = 47 mm	Za vratno krilo z zaključki.
A = 55.5 mm	Za vratno krilo brez zaključkov.
B = 54 mm	Za vratno krilo z zaključki.
B = 62.5 mm	Za vratno krilo brez zaključkov.

Dimenzije vratnega krila z uporabo pokrivnih kap

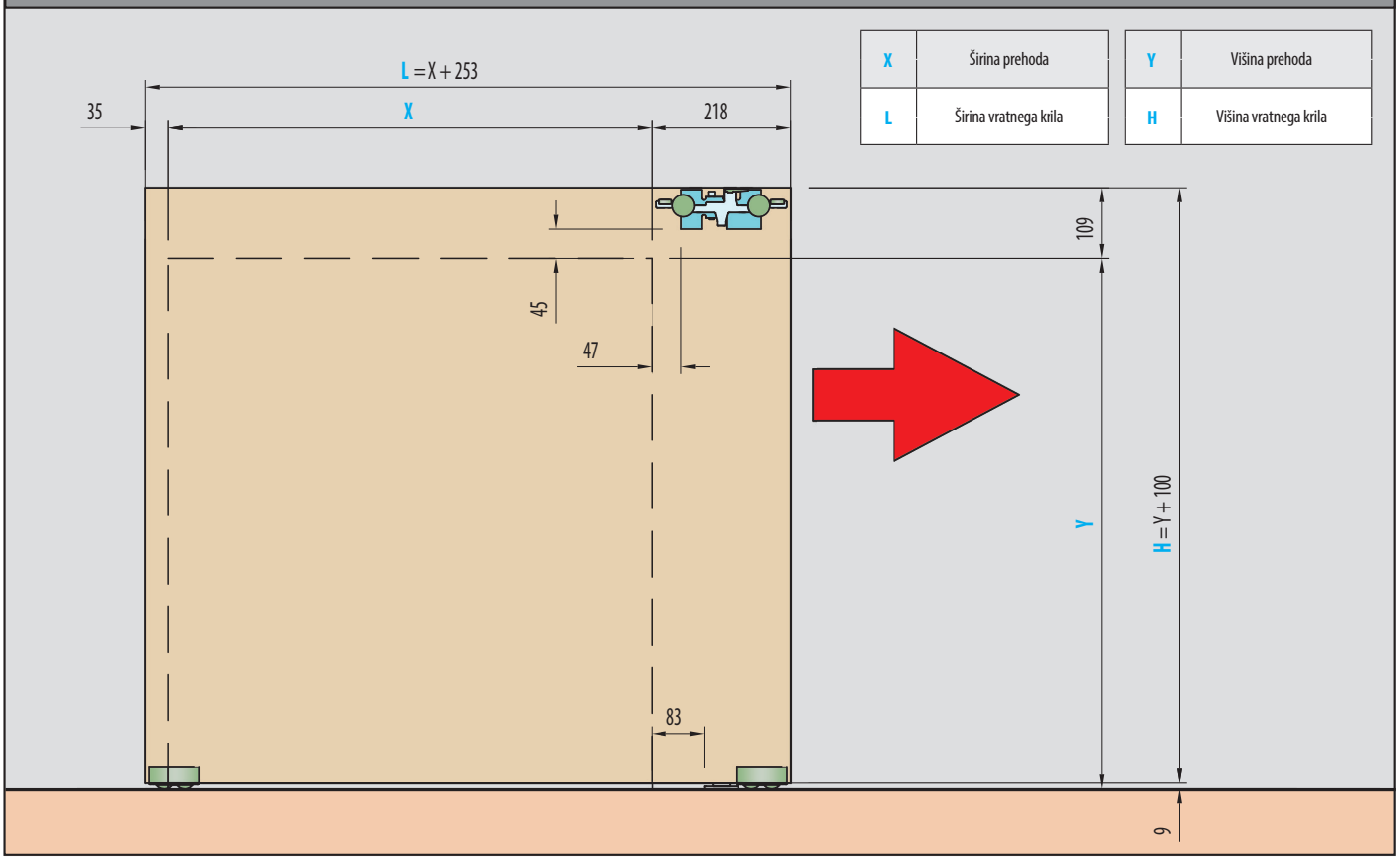

X	Širina prehoda	Y	Višina prehoda
L	Širina vratnega krila	H	Višina vratnega krila

Dimenzije vratnega krila brez uporabe pokrivnih kap

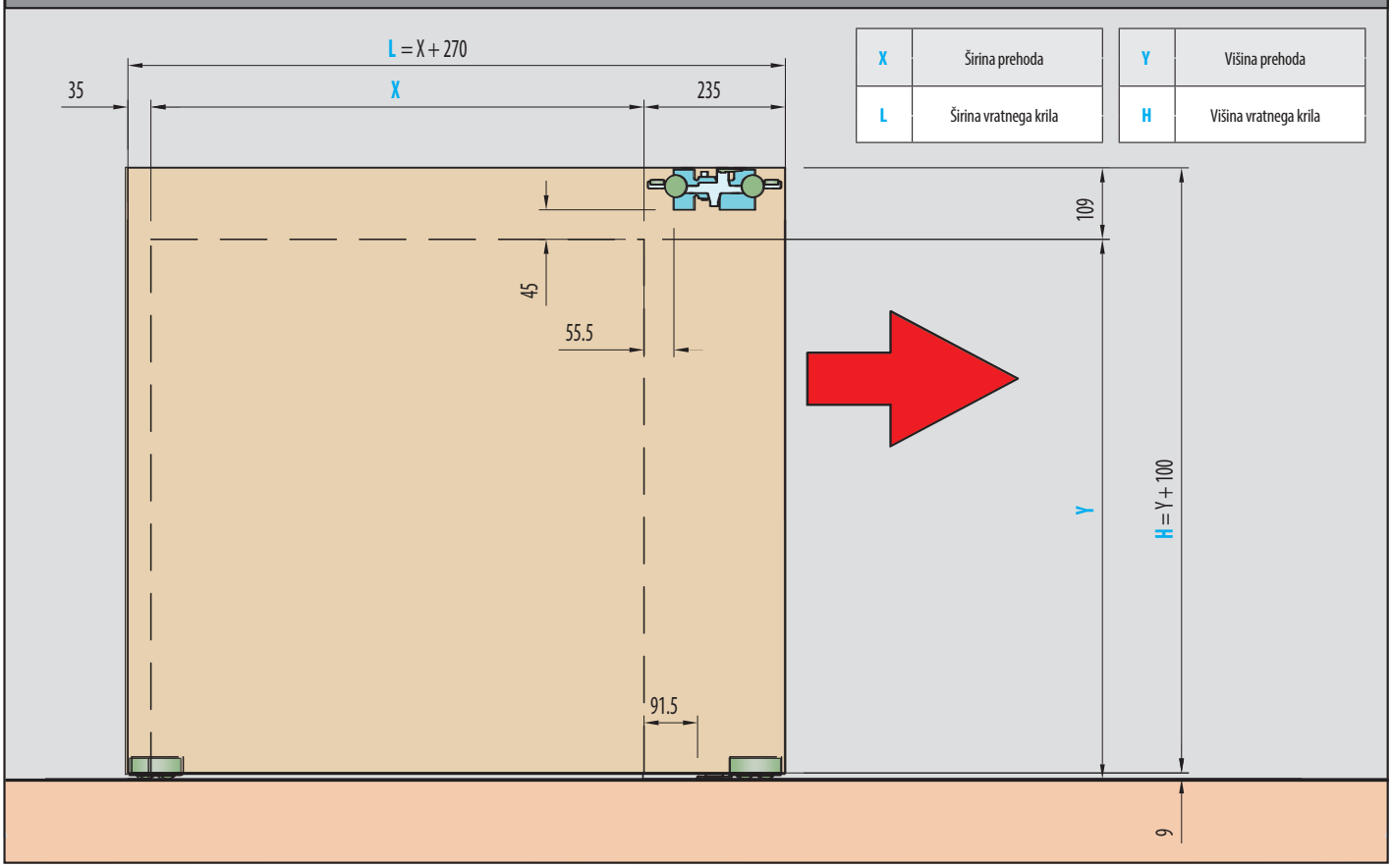

X	Širina prehoda	Y	Višina prehoda
L	Širina vratnega krila	H	Višina vratnega krila

Rezkanje vratnega krila z uporabo pokrivnih kap

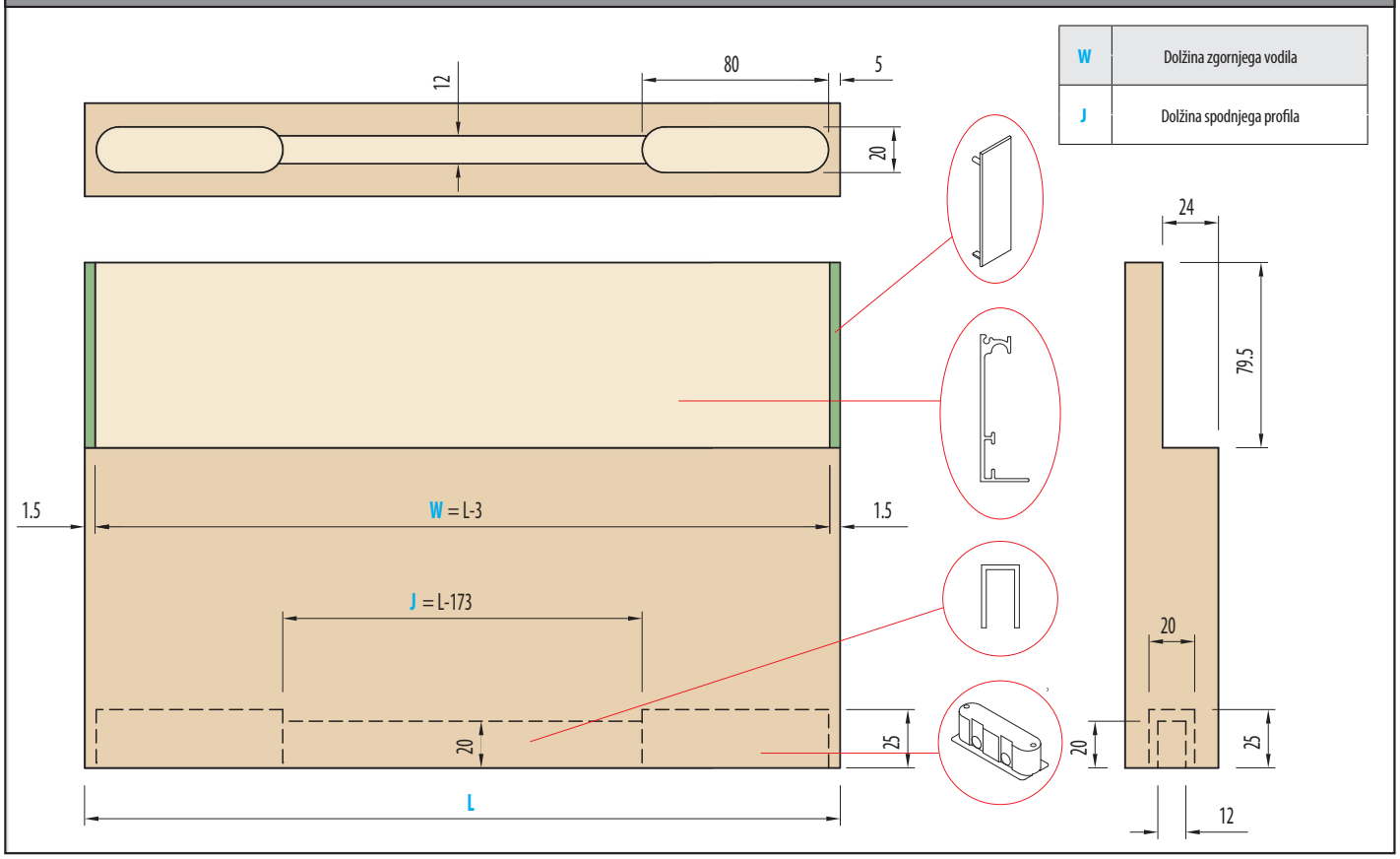

Rezkanje vratnega krila z uporabo pokrivnih kap

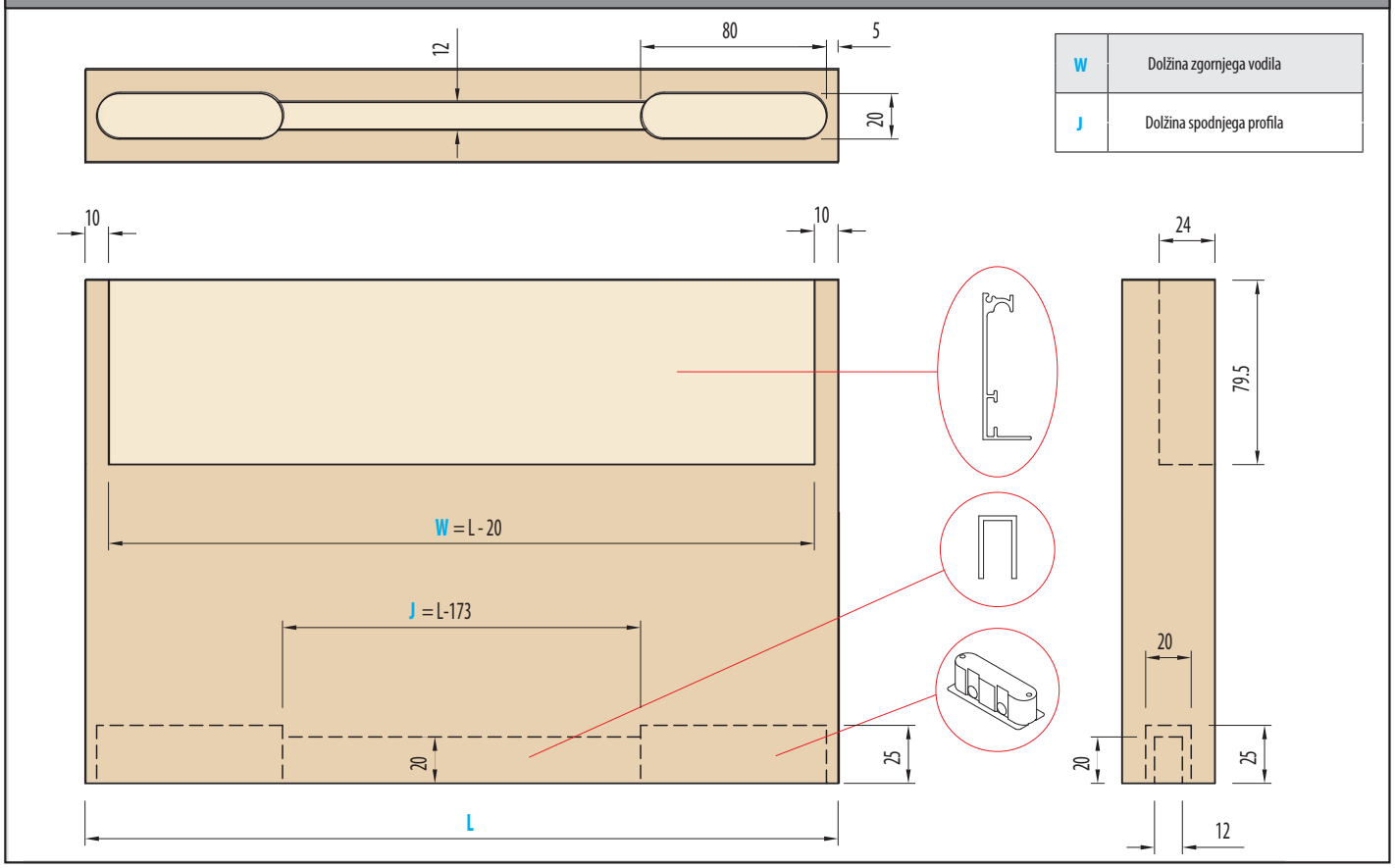

Samodejna nastavitev aktivacijske naprave

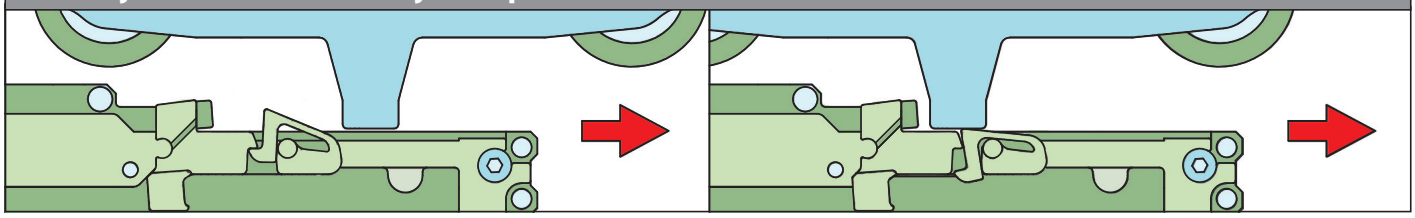

Navodila za montažo

1

Sredino vratnega krila namestite na predhodno nameščen zgornji vozi na zid.
Preverite da varnostni zatič na vozu ni aktiviran - skice spodaj.

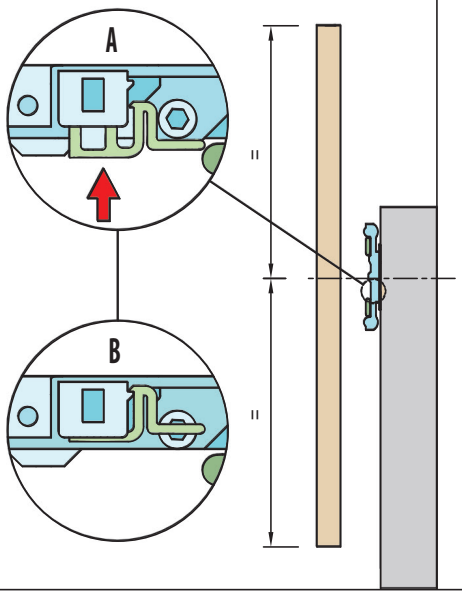

2

Vrata namestite na drsnik.

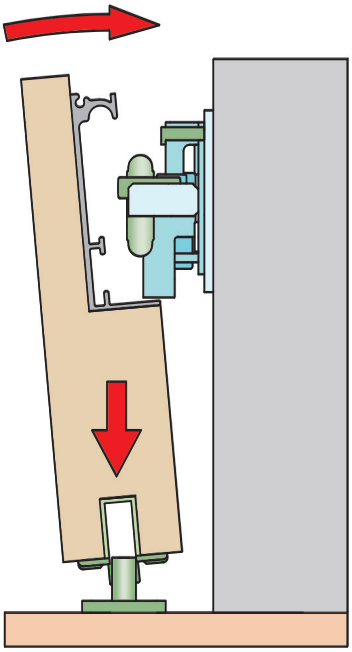

3

Vratno krilo postavite v vertikalno pozicijo,
profil na vratnem krilu je potrebno nasloniti na voz.
Držite krilo naslonjeno na zgornji voz do konca montaže.

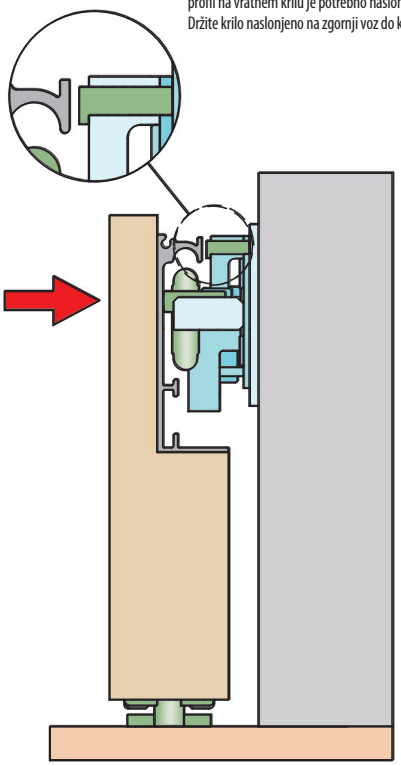

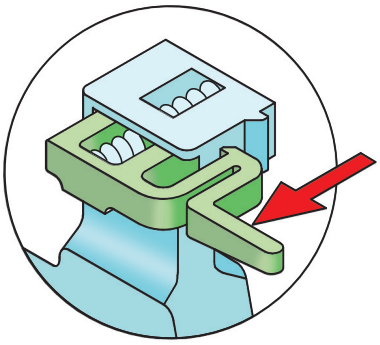

4 Aktivirajte varovalno napravo.

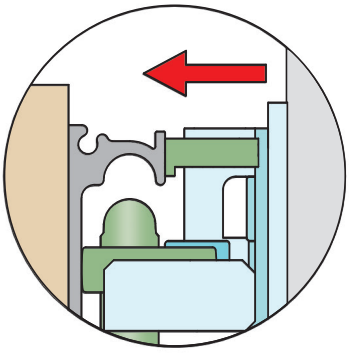

5 Varovalna naprava se nasloni na vodilo s pomočjo vzmeti.

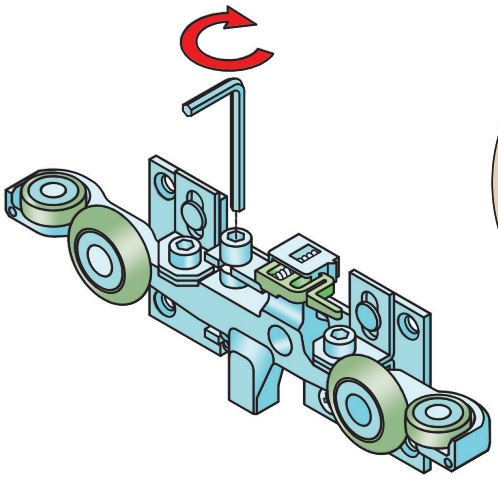

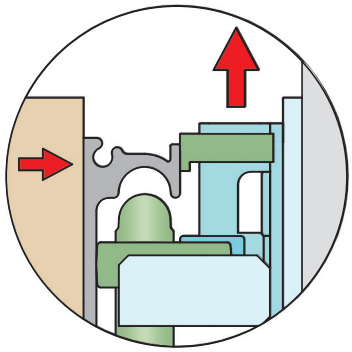

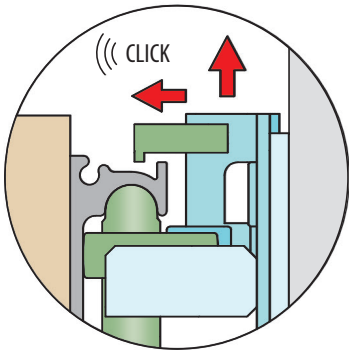

6 Privite vijak za nastavitev višine voza na steni.

Varovalna naprava se dvigne, kolesa se približajo vodilu.

Ko slišite "Klik" so vrata varovana - prenehajte z vijačenjem.

Nastavitev vrat - poravnava ZID/VRATA

7

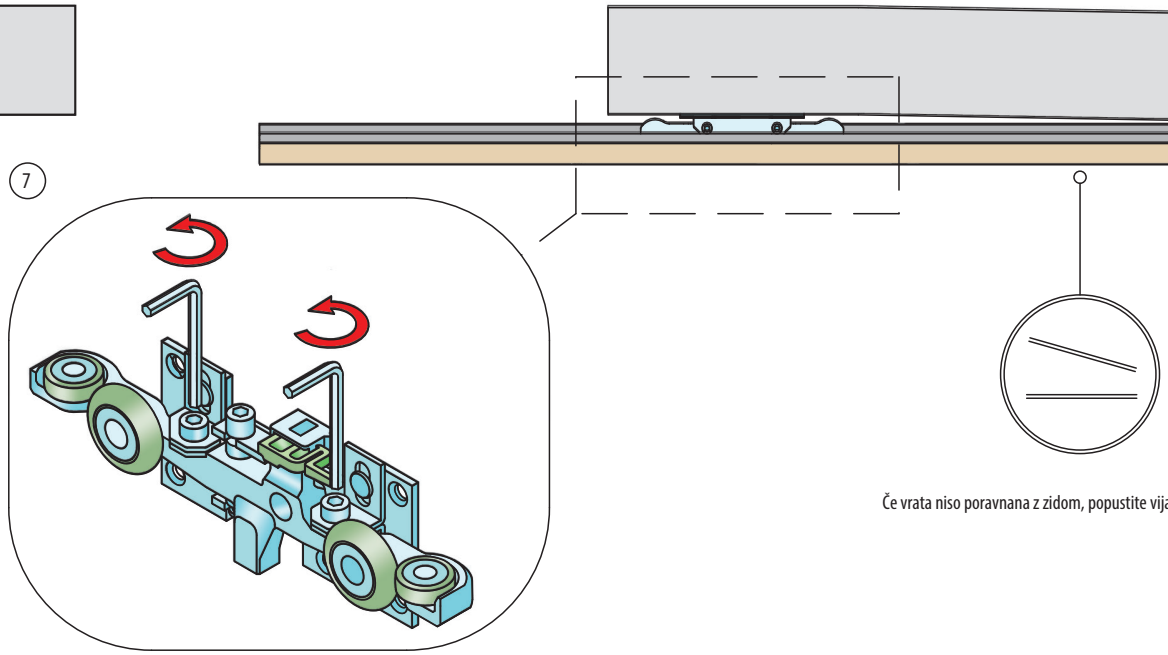

Če vrata niso poravnana z zidom, popustite vijaka.

8

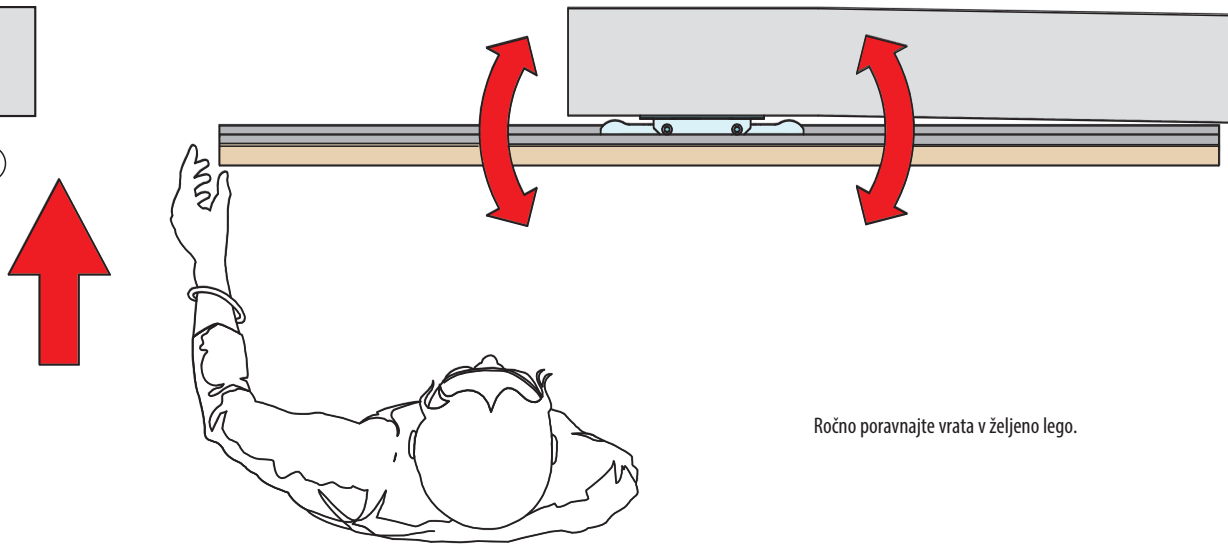

Ročno poravnajte vrata v željeno lego.

9

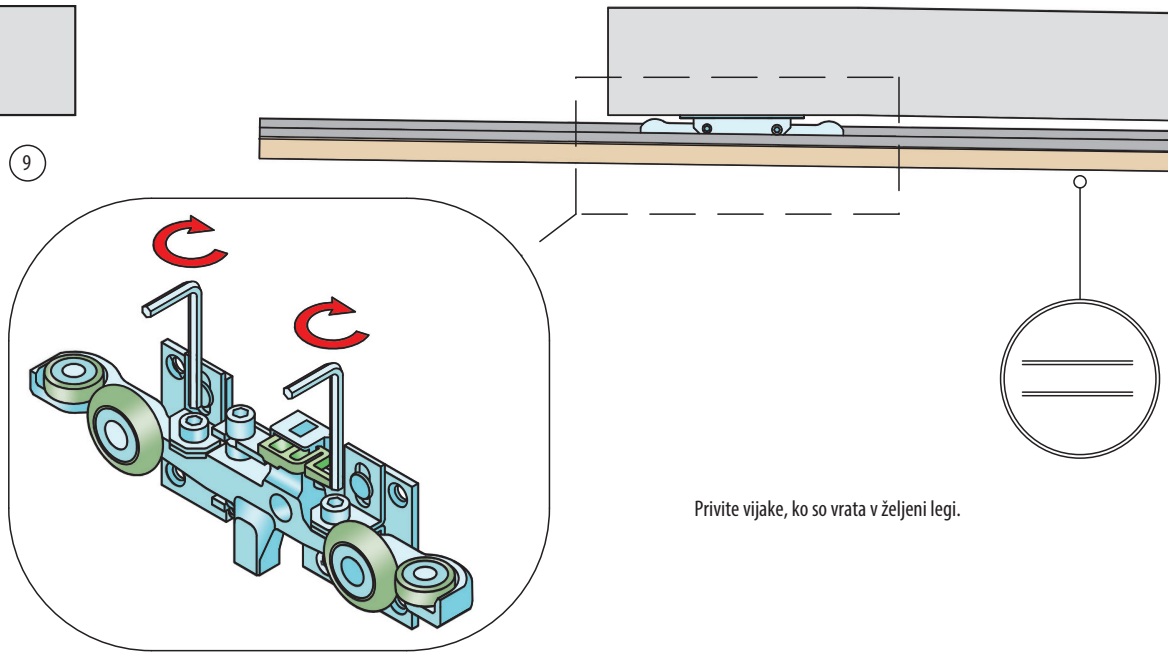

Privite vijake, ko so vrata v željeni legi.

Navodila za montažo:

1. Vstavite desno in levo navojno palico v aluminijaste pokrivne profile, nato privijte matico (ART. 0013).

2. Vstavite opornik v predhodno zvrtane luknje in utore. Z vijaki privijte zgornjo, spodnjo in nato sredinsko montažno ploščico (ART. 0012).

3. Najvecja dolžina X = 2.240 mm.

4. Priporocamo uporabo ene oporne letve za vrata širine do 750 mm. Za širša vrata uporabite dve oporni letvi.

Enota mere = KPL

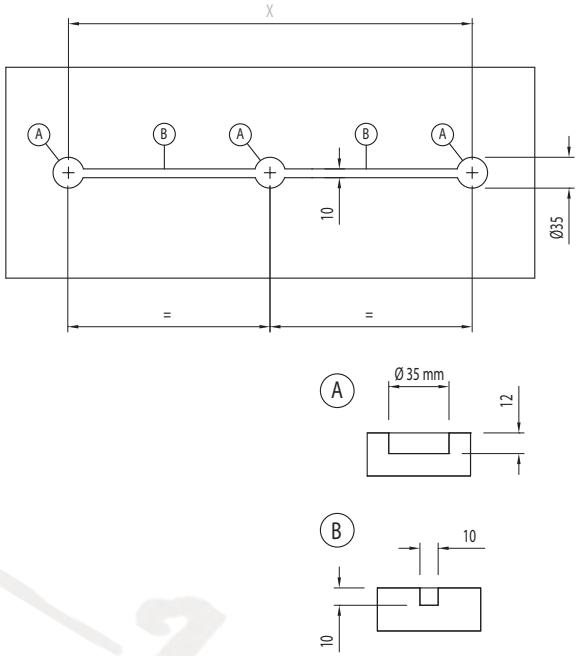

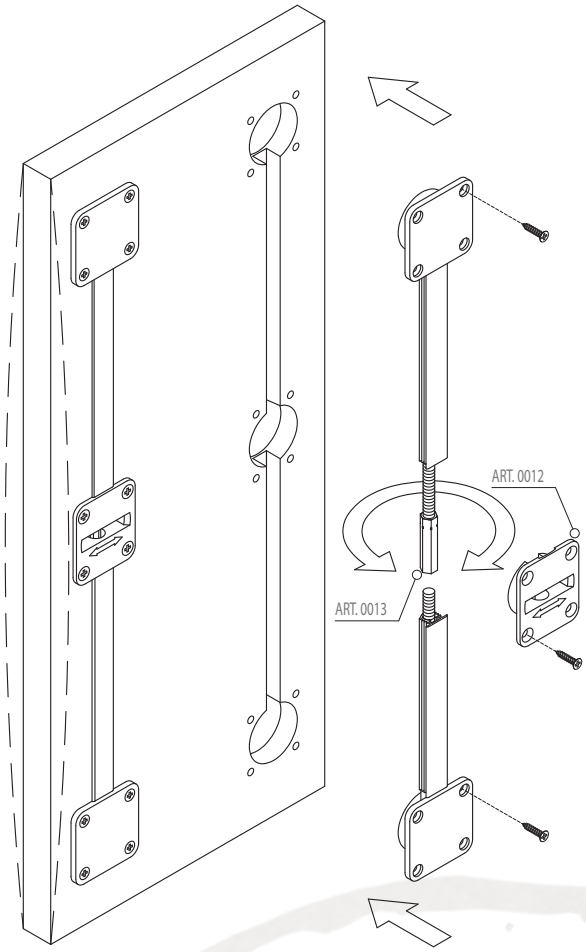

Artikel	Koda dobavitelja	Naziv	EM
DSS0015 / 100	0015 / 100	SISCO oporma letev za vrata	KPL

www.blazic.eu
info@blazic.eu

Blažič, Robni trakovi, d.o.o.
Bravničarjeva 18
1000 Ljubljana
Slovenija
Evropa

vedno najnovejši katalog