
ABOUT THE


FOLDABLE

Moravian Star

For many years, the Moravian Star has been a favorite decoration appropriate for the Advent and Christmas Seasons, the first having been made in the Moravian settlement of Niesky, Germany around 1850. Today, these stars shine in homes, schools, and churches in many parts of the world.

The Moravian Star is a reminder of the star that led the Wise Men from their home in the distant east to Bethlehem, where they presented gifts to the baby Jesus.

It is appropriately displayed from the First Sunday in Advent (the fourth Sunday before Christmas) until the Festival of Epiphany (January 6th).




CAUTION

- Only use an LED bulb with the Moravian Star.
- As with most electrical appliances, electrical parts in this star are electrically live. Please use caution.
- Minimize exposure to water. Be aware of sharp points. Keep out of reach of children.
- If hanging star unsupported from overhead socket, it may be necessary to secure the fixture with heavy twine to prevent the weight of the star from pulling the plug from the socket.
- E12 lampholder, G50 LED 1.5W, warm white color bulb.



FOLDABLE
Moravian Star




www.elflogic.com

INSTRUCTIONS

FOLDABLE

Moravian Star

PARTS LIST



- A - Star unit, Inside hatch for light bulb
- B - Light bulb socket, Outlet plug
- C - Bulb
- D - Fastener

STEP 1 Loop light bulb socket (B) under bracket (A) with the cord side of the socket facing towards the inside of the bracket. Rest socket in divet located inside the star unit (A). Put fastener over bulb casing and clip onto plastic frame of star to hold light bulb in place (this step is optional, and fastener is only available on some models).

STEP 2 Screw light bulb into the light bulb socket.

STEP 3 Swing handle 1 and handle 2, located inside star unit, out and around until they are touching.

STEP 4 Once the two handles have met, use the two clasps to secure the handles and connect the two sides.



STEPS 1-2



STEP 3



STEP 4

