

ZOEY

Fashion has no size

AUTUMN 19 MAGAZINE

What to wear
for
Autumn!

ZOEY
loves
HELSINKI

MEET THE WOMAN BEHIND:
TRINE VINTHER


THE CABARET
FEELING

ZOEY outerwear - Coats & Jackets - A true color of autumn
Ohh Berry - This season's New Snake
Behind the scenes: Of the photo shoot

CONTENT



6 A TRUE COLOR OF AUTUMN

FRONT PAGE

On the frontpage:
Model: Rachel Hyde / Le Management
Photography: Helle Thormann
Make-up & hair: Kenneth Adelhardt
Clothes: Elena Jacket & Penelope Scarf
Location: Vaerket Randers

ARTICLES

34 • ZOEY loves Helsinki

48 • Meet the woman behind: Trine Vinther

BEAUTY

25 • Treatments to lift your look

36 • Treat your skin

TIPS

14 • A wardrobe with confidence & warmth

31 • Coats & Jackets

37 • The Energising Stripes

38 • Is your wardrobe autumn ready?

40 • The Muse and her favorites

46 • Dress up in Berry variations

59 • Chain the Wild

61 • For a personal touch: Mix it up

Meet the woman behind:
TRINE VINTHER

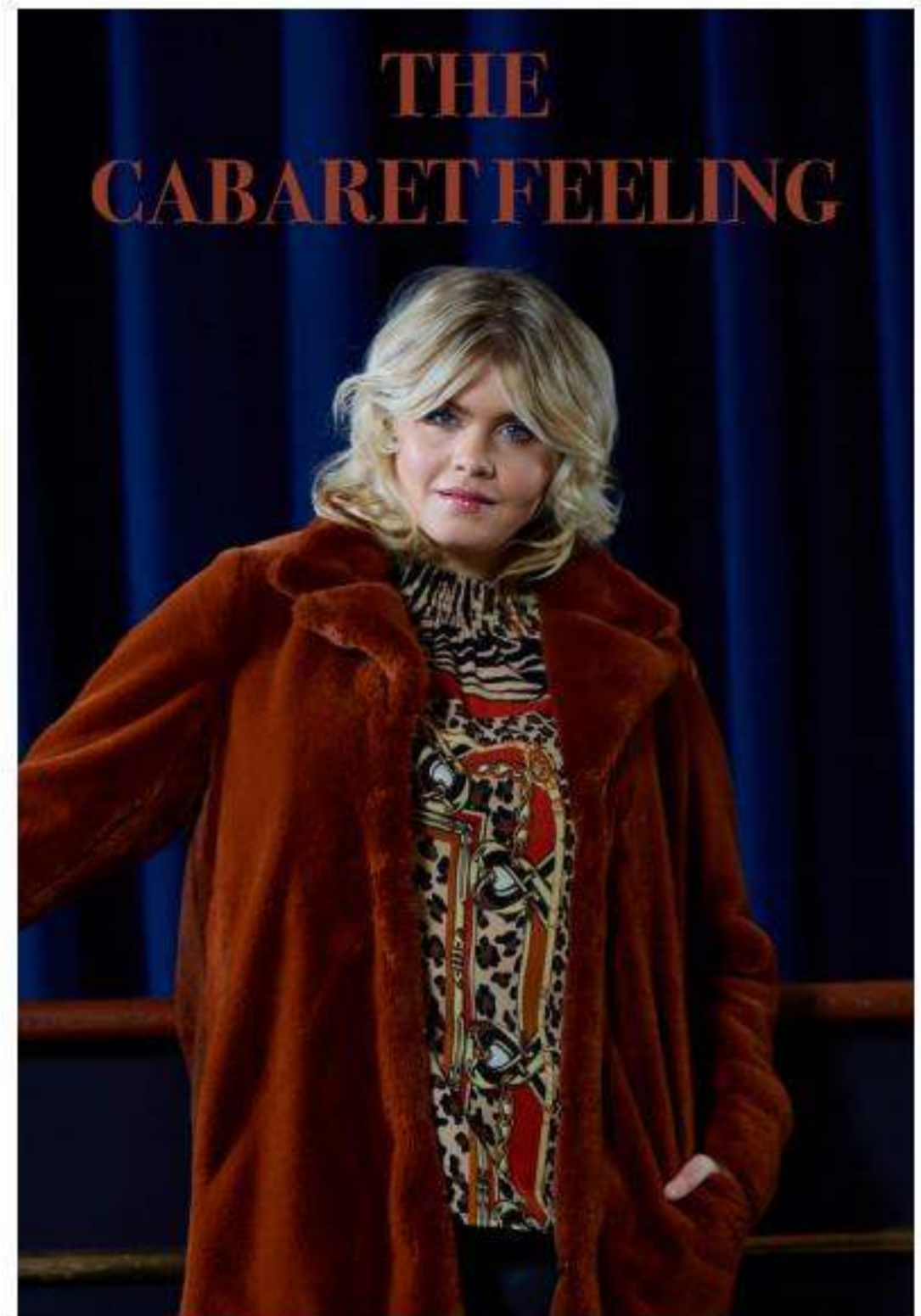
48



PHOTO SHOOTS

- 06 • A true color of autumn: Burned Siena
- 16 • This season's New Snake
- 27 • ZOEY outerwear
- 42 • Colors of autumn: Ohh Berry
- 50 • This is The Cabaret Feeling

50



Throughout the magazine we had the pleasure of using beautiful jewelry from PURE by Nat. Thank you so much for letting us use your precious samples on the Autumn 2019 photoshoot.

BASIC

- 04 • Welcome Autumn
- 33 • Q & A - Ask us anything
- 63 • Behind the scenes of the photo shoot

FOOD

- 15 • Flavoured Coffee
- 47 • Vanilla Fudge
- 58 • Chili con Carne
- 62 • Apple Galette

63

BEHIND THE SCENES

Of the photo shoot



WELCOME AUTUMN

We are ready for you!

First and foremost, thank you for reading the Autumn 19 edition of the ZOEY Magazine!

With this issue we celebrate the coming season and new ZOEY collection for Autumn 2019. We will show you not only how to wear our beautiful clothing but also how to prepare your body and soul for the season. We dig a little deeper into the ZOEY family with interesting interviews with our colleagues and co-workers from all over the world. We take you behind the scenes like never before and give you a hint of what great work we love to do at ZOEY.

This season the collection takes you on a colorful journey with deep rich colors and prints with a soft touch of feminine feeling. We have sought out delicious materials and prints to create that perfect ZOEY mix of chic and feminine for your autumn wardrobe. We combine exclusive fabrics, bold color combinations and laid-back silhouettes with an untraditional mix of print and materials to achieve a fresh, new look.

As always you will be able to find both the perfect party or everyday outfit whether you are into dresses or pants. The ZOEY signature of feminine printed blouses mixed with cool everyday items is of course available and ready for you to take home and make your own.

We can hardly wait for you to fall as much in love with it all as we are, so please join us in the following mix of delicious ZOEY photos and interesting reads for everyday life in autumn 2019.

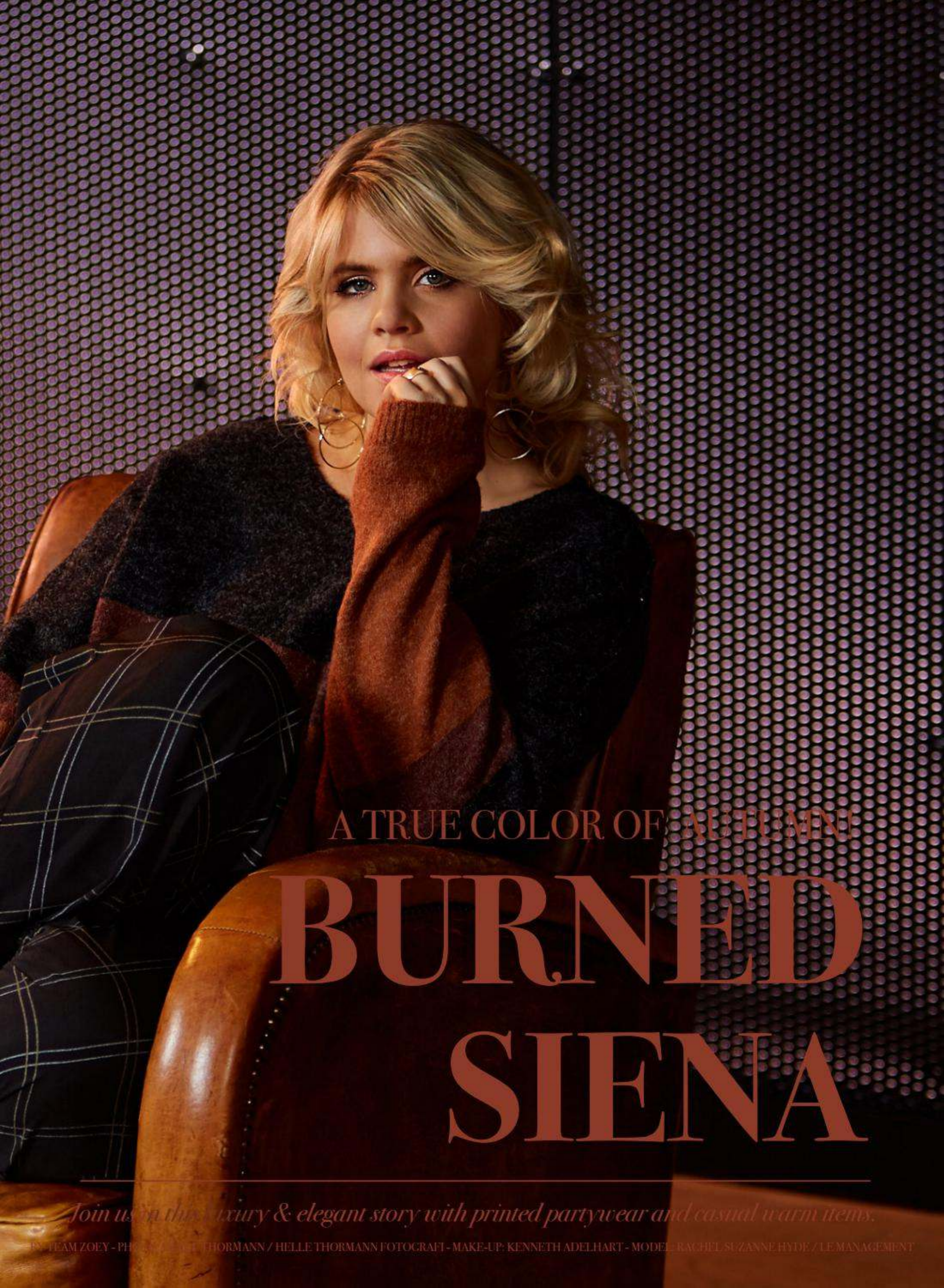
Enjoy!

ZOEY
Fashion has no size









A TRUE COLOR OF AUTUMN!

BURNED SIENA

Join us in this luxury & elegant story with printed partywear and casual warm items.

IN: TEAM ZOEY - PHOTO: HILDE THORMANN / HELLE THORMANN FOTOGRAF - MAKE-UP: KENNETH ADELHART - MODEL: RACHEL SUZANNE HYDE / LE MANAGEMENT













A wardrobe with
**CONFIDENCE &
WARMTH**



NAOMI BLOUSE
191-6447



ELLA JEANS
181-3016



MOLLIE TOP
183-2757



PAISLEY TOP
191-7456



SCARLETT SWEATER
191-1560



NAOMI PANTS
191-6410

Recipe

A ZOEY Favourite

FLAVOURED COFFEE

With homemade syrup



We love to cozy up with a hot cup of coffee amongst friends and family - at this occasion the coffee with syrup is an absolute favourite!

Ingredients

Coffee syrup for a lot of cups

- 1 cup sugar
- 1 cup water
- 3 cinnamon sticks

Add sugar, cinnamon and water to a heavy sause pan.
Bring to a low boil, while stirring occasionally. Continue cooking 8-12
minutes until sugar is completely dissolved.

Remove from stove and let cool.

Enjoy!

This season's
NEW SNAKE

The new season calls for change! We all know that the animal-print is here to stay!
This snake-print is taken to a new height and mixed with an elegant color palette
and an exclusive fit!









Model of
**DANSK
— LIVE**













MARIA F

parfymen og hudplejeklinik

Maria Frandsen is an educated beautician with clinics and cosmetic shops in Denmark.




Youngblood - Mineral Lash Prime 220 DKK / 30€

Provides volume and prevents broken lashes with its moisturizing properties. Contains wheat Protein, Panthenol, Macadamia and Kukui Oil. Apply before mascara.



Youngblood - Brow Artiste Wax 235 DKK / 35€

Use to tame unruly brows and boost brow colour. It's slightly tinted and holds hairs in place, providing a full look and extra weight to the brows.



Nordic Amber Anti-Age Scrub Mask Face and Body 160 ml 295 DKK / 40€

Use in shower approx. 2-3 times a week. Effective antioxidants from pure Rav rebuilds and makes the skin more smooth and healthy. Instead of water, Aloe Vera is used, which works anti-inflammatory and heals and refreshes.

The beautician's best tips

TREATMENTS TO LIFT YOUR LOOK

Treat your skin to a soothing facial treatment done by a professional or steal some of the best tips for a beautiful and autumn-ready look.

"...achieve significantly improved radiance and new, flexible styling options."



M2 Beauté Eyebrow Renewing Serum 1.040 DKK / 145€

An extremely effective active serum that provides denser, flattering and fuller eyebrows. The serum fills up gaps, can change the brow and give them a healthy, well-groomed appearance, thanks to the valuable nutritional ingredients.



Ling Hi-Vitamin C 12% 30ml 699 DKK / 97€

Anti-Oxidant Brightening Solution. Hi-Vitamin C 12% is a powerful anti-oxidant for restoring skin suppleness, brightening and evening skin tone. Excellent for fine lines and wrinkles.



Maria giving a facial treatment, that removes dead skin cells and boosts the skin with c-vitamin to prepare it for the cold season.

You can find the products at www.butik-mariaf.dk





Get ready for autumn with

ZOEY OUTERWEAR

We find that the best way to beat the cold season is to cozy up in a warm jacket or coat - but in a luxurious and fresh way. So let yourself be inspired and nail the easy-elegant look by jumping into one of the fashionable and eye-catching jackets this season!







It's season for

COATS & JACKETS



CHLOE LONG COAT
191-0336



HAZEL JACKET
191-0736



CAROLINE JACKET
191-0136



LEAH LONG JACKET
191-4436



SADIE JACKET
191-3836



ELENA JACKET
191-3335



Q&A

”Can I buy shoes and sandals from the ZOEY brand?”

Mette Christensen via Facebook

Dear Mette.

Thank you for reaching out.

Right now we only concentrate on what we are good at - and that's clothing for the curvy woman!

But because we are a fashion company in growth, we will of course consider the opportunity to expand the collection with a shoe-line, if the customers begin to ask for it.

Be sure to follow us on Instagram @zoeydenmark and Facebook @zoeydenmark to be updated on the development and journey...

xoxo / ZOEY

”Do ZOEY products contain any real fur?”

Tina Nygaard Døj via Facebook

Dear Tina

We love your interest in our brand!

First of all - No! At the moment we are a fur-free brand and only work with CSR factories. When it comes to our production, products and customers, we always work on the best solution, to benefit all sides.

You can read more about the ZOEY brand on our website: www.ZOEY.dk.

xoxo / ZOEY

Ask us anything

”Normally I use size EU 46, Which size do I need in ZOEY size range?”

Anna Thomsen via Instagram

Dear Anna

Thank you for your question.

At ZOEY we divide most styles into 5 sizes:

XS	S	M	L	XL
38/40	42/44	46/48	50/52	54/56

This means that you are a ZOEY M for all tops, blouses, dresses and loosely fitted pants. For jeans and tight pants, we do confectioned sizes and you should look for the size you are used to.

Hope our fit is perfect for you!

xoxo / ZOEY

Questions?

At Q & A we answer every type of question our costumers and consumers might have. We hope this gives you the opportunity to find out more about ZOEY, otherwise you can always contact us via Facebook, Instagram or by office@zoey.dk



ZOEY loves HELSINKI

Finland is a beautiful country, known for its breathtaking nature and amazing natural phenomena. At ZOEY we love Finland, the capital city Helsinki, its inspirational Hotels and SPA resorts, well-dressed citizens and the beautiful nature. We asked our lovely co-worker, the ZOEY agent for the Finnish market, MARI GRÖNROOS to give her advice for the top places to stay, eat and see in Finland.

What is your favourite hotel in Finland?

My absolute favourite hotel is a special Lapland Hotel: Snowvillage in Kittilä, which is made from ice and snow. It's built every year using around 20 million kilos of snow and 350,000 kilos of crystal clear natural ice. It changes shape, size and design every year.

Which SPA resort would you recommend visiting?

Also this SPA belongs to Lapland Hotels. It is a Lapland Hotels Saaga which is located in Ylläsjärvi. It's near the treeline, in a height of 306 meters above sea. The scenery is magnificent, as far as the eye can see.

What would you go see on a holiday in Finland?


North Finland, Lapland. We have some of the world's cleanest air you can breathe and magnificent scenery in the mountains. And not forgetting cute reindeers and beautiful auroras on the sky.

Where do you like to get a coffee or have a drink?

I would absolutely go up in Finland's highest fell Yllästunturi. In a height of 718 meters is a restaurant named Ylläskammi 718. To get there, you have to take a gondola, snowscooter or in summertime hiking. AMAZING!



One of the amazing ice suites in Lapland Hotels Snowvillage. Imagine sleeping in a bed made of ice and surrounded by the most beautiful decorated walls of snow.



The Lapland Hotel Saaga, Ylläs offers a magnificent pool overlooking the beautiful scenery and a large hot sauna. Here you get the most excellent spa experience in authentic surroundings.



Where do you like to eat?

My favourite restaurant is also in Lapland, in a village called Äkäslompolo. Restaurant Rouhe has a cosy atmosphere and good food.

What do you love most about the country?

Most of all I love the fresh air and nature, which is always near you.

...and don't forget Helsinki!

Helsinki is the capital city of Finland and is always worth a visit. In addition to the beautiful buildings, the city is filled with amazing brand stores and of course a lot of beautiful and well-dressed people.



*...And who wouldn't love a taste of this delicious dish with freshly caught salmon and seasonal herbs & vegetables?
Mmh... Bon Appétit!*



"My name is Mari. I have been an agent for clothes and accessories for almost 4 years and in the sales business for 15 years. I was born in beautiful Finnish archipelago island Parainen and now living near Salo. I have been working for ZOEY almost a year now and I LOVE IT ♥!"



MARIA F
parfumeri og hudplejeklinik

Maria Frandsen is an educated beautician with clinics and cosmetic shops in Denmark.



Tromborg Body Salt Scrub with Orange
220 DKK. / 30 €

A gentle exfoliating salt scrub with salt crystals and Almond Oil and other essential oilstial oils. Exfoliates the skin making it feel as silk and with a healthier look.



La prairie Skin Caviar Concealer Foundation SPF 15
1.600 DKK. / 215€

Natural-looking color infused with caviar extract. The luxurious cream emulsion offers full coverage and camouflages under-eye darkness and imperfections.

The beautician recommends

TREAT YOUR SKIN

This time of year can be tough on your skin, especially after a summer with heat, sun and a lot of salt water from the beach. Get the beautician's best advise and tips on how to get ready for Autumn and keep your skin happy & healty.



La prairie White Caviar Illuminating Eye Cream
2.750 DKK. / 375 €

This cream helps brighten the delicate skin under the eyes. The sheer, moisture-rich formula with golden caviar extract, leaves skin looking brighter and feeling hydrated.



Youngblood Creme Powder Foundation
495 DKK. / 67 €

This 2-in-1 formula soothes redness and keeps skin hydrated while yielding a soft matte, camera-ready finish, even on-the-go.



Jurlique Purely Age-Defying Serum
570 DKK. / 78 €

This facial serum helps skin feel tighter and firmer to minimize the visible signs of ageing, whilst providing intense hydration.

THE ENERGISING STRIPES

*Combine stripes and prints
with delicate fabrics*



ABIGAIL TOP
191-2246



GENESIS BLOUSE
191-3547



PENELOPE SCARF
191-1884



GENESIS LONG SHIRT
191-3523



AURORA PANTS
191-4610



ANNGRETHE BELT
184-3074



PURE BY NAT
GOLD STACK OF RINGS



EMILY COAT
191-0436



SAVANNAH PANTS
191-7110



RILEY BLOUSE
191-3147

Is your wardrobe
AUTUMN READY?



ELLIE BLOUSE
191-0847



RILEY DRESS
191-3123



EMILY CUFFS
191-0483

*Remember
the details...*

I want to wear

WHAT SHE'S WEARING



THE MUSE

CARINA BJERRE

and her favorites

”Who’s that girl?”

A familiar face at ZOEY is the lovely model Carina Bjerre. We asked her to pick her favourites from the new Autumn 19 collection.

1.



EVELYN BLOUSE
191-2040

”This shirt is too cute! It is the perfect mix of everyday wear and feminine - and I love that!”

2.



MADISON LONG CARDIGAN
191-1366

”MADISON cardigan has a cool print and is perfect for everyday. I want to wear it over a loose dress and with sneakers at work.”

3.



HAZEL JACKET
191-0736

”I am going to live in this cool jacket. The color is just great for this season.”

4.



MOLLY LEATHER PANTS
182-1710

”A perfect fitted pair of leather pants can save every wardrobe crisis! I love how the MOLLY leather pants have golden zippers”

6.



SOFIA SHIRT
191-1047

”I LOVE this shirt! It has a luxurious feeling and looks amazing with jeans, leather pants and even jogging pants.

5.



PURE BY NAT
GOLD HOOP EARRINGS

”I love a golden earring - wear them every day”



Colors of autumn
OHH BERRY



*Show your strength and female power in a mix of cute silhouettes and berry tones.
Add confidence and a hint of sexy and you will be ready to take on the world!*

*Empowered
by confidence!*







Dress up in

BERRY VARIATIONS



MALIK BLOUSE
183-7647



BETSY SHIRT
182-1147



ELEANOR JACKET
191-3936



ADELINE PANTS
191-3710



AUDREY BLOUSE
191-1647



ARIANA T-SHIRT
191-6252

Recipe

A ZOEY Favourite

VANILLA FUDGE

and a little variation



*Who wouldn't love some vanilla fudge and a steaming hot cup of coffee on a cold, breezy day? We know we would!
Get the know-how on homemade fudge here.*

Ingredients

Fudge for 4-6 pers.

- 1 cup sugar
- 1 cup light corn syrup
- ½ teaspoon salt
- ¾ light cream
- 1 teaspoon butter
- 2 teaspoons vanilla sugar

Combine sugar, syrup, salt and half the cream in a large saucepan. Stir until boiling, then cook gently to 230 degrees F stirring frequently. Add butter and remaining cream, not more than a tablespoon at a time. Continue cooking, still stirring frequently, to 244-246 degrees F for a soft caramel, to 248-250 degrees F for a firmer texture. Add vanilla and turn into an oiled pan (¾ inch deep).

Cut into squares when cold and wrap at once in waxed paper.

Serve the fudge with a hot coffee.

Variation:

Stir in 1 cup chopped nuts just before pouring.
Stir in 2/3 cup shredded coconut just before pouring.
Flavor with 1 teaspoon maple flavoring in place of vanilla.
Flavor with maple and add 1 cup chopped walnuts.



*Founder, designer and mother of the fashionbrand ZOEY,
Trine Vinther.*

ZOEY
Fashion has no size



Meet the woman behind: **TRINE VINThER**

The mother of ZOEY

At ZOEY we LOVE Trine Vinther and her philosophy about the curvy woman's wardrobe. We had the pleasure of interviewing Trine on our Autumn 19 photoshoot. Here we had the chance to ask her about the fashion brand ZOEY and about her work as a "brand-mother", designer, salesperson and girlboss.

"Who is Trine?"

People around me tell me all the time that I am always very happy. I guess they are right, because "positive" is my favorite word. Life is happening right here and now, and I want to make the very best of it every day. I always say that the day I go to a better resting place, I want this written on my tombstone: "This life was not boring at all".

I have been lucky enough to have worked with big companies all my life and they have given me the freedom to create fashion – mostly for plus-size women. I am very open minded and it is important for me to listen to, what our clients ask for. This helps me a lot in the design process.

"What is your drive behind the fashion brand ZOEY?"

I have been in plus-size fashion for more than 19 years, and then some changes happened in my life, which gave me the opportunity to start a new fashion company.

I wanted this new fashion company to focus on the curvy women's desire and right to look good and fashionable no matter what size they are. I wanted to make fashionable clothes for the women who don't have the typical magazine body – and what does the typical magazine body even look like these days?

Based on this ZOEY was born. From day 1 the plan was to create a brand where fashion was the main focus and not the size. I wanted the sizes and measures we make to fit nearly every woman regardless of her size or shape.

I don't even think of ZOEY as a plus-size brand, but more as a fashion brand where most women will be able to find something to fit their body. The women don't have to worry about, if they'll be able to fit the styles, or if the styles they brought to the fitting room are too small or not. At ZOEY a woman should never have to worry if she will be able to find a size that fits her body.

"Fashion has no size!"

ZOEY actually doesn't want to discuss normal-size or plus-size. Even the word "plus" sounds a bit wrong to me. Does that mean that all plus-sizes are in a category for themselves and not normal? I don't think so at all!!! I see all women in the same category: some are petite, some are very tall, some are big boned and have big breast and hips - we are all shaped differently, but common for all of us is that we want to dress our own way and individual style. This has nothing to do with sizes but with personality.

"What is your all-time favourite style?"

I think this is difficult to say or describe. Luckily I LOVE every ZOEY style I make. I feel like buying them all and wearing them all the time. Best of it all is that I am fortunate enough to be able to design the styles the exact way I want them to be. And I want to share them with all the lovely women in the world.

This is the
CABARET FEELING

Ad a little drama to your wardrobe this season by combining the beautiful, warm autumn colors with a mix of exclusive prints and different fabrics. Get your cabaret feeling on together with ZOEY.

















A ZOEY Favourite

CHILI CON CARNE

with avocado and lime



Turn on the fireplace and candles. Invite family and friends. And serve the most amazing Chili con Carne!

Ingredients

Chili con Carne for 6-8 pers.

Vegetables & Garnishes:

- 1 avocado and 1 lime
 - 1 cilantro
 - 1 can tomatoes
- ½ teaspoon coriander, ground
- 3 cloves garlic, finely minced
- 1 green onion & 1 small onion, chopped
- 2 cups Black beans (drained and rinsed if using canned)
- 2-4 chipotle peppers in adobo sauce, chopped
 - 2 ounces good quality dark chocolate

Don't forget the meet:

- 2 slices bacon
- 3 pounds boneless chuck roast, fat trimmed and cut into 1½ pieces
 - 3½ cups beef broth

Spices and the rest:

- 1½ tablespoon chili powder
- 1 teaspoon cumin, ground
 - ¼ teaspoon salt
- ½ teaspoon cinnamon

How to make

Chili con Carne in 1 hour and 10 mins.

Cook the bacon in a large deep skillet or dutch oven. Then remove all but about 2 tablespoons of the bacon grease. Add the chuck roast and brown it on all sides. Use a slotted spoon to place the beef in a large bowl and set it aside. If you have liquid in your pan, drain it all except for about 2 tablespoons.

Add the onions and cook over medium heat until they are caramel-colored and smell sweet. Then add the garlic.

Cook for about a minute, stirring occasionally. Add the tomatoes, chili powder, cumin, salt, and cinnamon. Stir. Then stir in the chipotle peppers. Toss in the chocolate and stir until it melts.

Pour in the beef broth and add the browned beef back to the pan. Bring everything to a simmer and cook, stirring occasionally for about 30 minutes, or until the meat is very tender.

Serve each bowl with rice and your favorite garnishes.

Enjoy!

CHAIN THE WILD

Animal prints & chains

An Autumn necessity

This season is all about warm colors and a mix of prints and fabrics. Be inspired by the different ZOEY styles and items for the Autumn 2019.



PAISLEY TOP
191-7456



HANNAH LONG SHIRT
191-2723



For a personal touch
MIX IT UP



ALLISON TUNIC
191-3040



ELLIE BLOUSE
191-0847



ELIZABETH LONG CARDIGAN
191-1266



PURE BY NAT
GOLD EARRINGS

*Combine prints
& fabrics...*



PENELOPE SCARF
191-1884



STELLA BLOUSE
191-6657



ARIA PANTS
191-6810

A ZOEY Favourite

APPLE GALETTE

with cinnamon & Ice Cream



Mmh... Apple Galette with cinnamon and ice cream! - A great way to welcome your Sunday guests.

Ingredients

Galette for 4-6 pers.

For the crust

- 1 ¼ cups all-purpose flour
 - 1 tablespoon sugar
 - ½ teaspoon salt
- ½ cup unsalted butter, cold and cut into cubes
- 3-4 tablespoons ice water

For the filling

- 4 medium apples
 - 3 tablespoons sugar
 - 2 tablespoons cinnamon
 - 4 tablespoons butter, cold and cut into small cubes
 - 1 egg, for eggwash
- 1 pint vanilla ice cream, for serving

How to make

an easy but delicious dessert

Mix together flour, sugar, and salt in a food processor. Add in butter and mix until it resembles wet sand. Pour in ice water, starting with 3 tablespoons, and mix again. Mix until the dough comes together, forming a ball along the side of the food processor. Remove dough and place on a floured surface. Roll dough into a ball, then cover tightly with plastic wrap and place in fridge for at least 30 minutes, but up to 2 days.

Preheat oven to 375°F. Line a large baking tray with parchment paper. Sprinkle a work surface with flour. Roll your dough out into a 12 inch circle. Place dough onto prepared baking tray. Place a 9 inch cake pan in the center of the circle and press down ever so slightly. This will create an indentation to show exactly how far out to place your apples!

Peel and core your apples. Cut them in half, then slice the halves into very thin slices (basically as thin as you can get them). Fan each half out by pressing it slightly, then picking up the fanned apples by placing a butter knife under them and lifting them up and onto the tart. Start from the outside and arrange however you'd like. Typically arranges 3 of the apples around the tart, then use the 4th apple to fill in any gaps.

In a small bowl, combine sugar and cinnamon. Sprinkle over the apples. Place the pats of butter over the apples. Lift the dough over the apples, folding every 3-4 inches as you go around.

Mix egg with 1 tablespoon water and brush over crust. Bake for 30-40 minutes, until the apples are soft and the crust is golden brown. Serve with vanilla ice cream!

BEHIND THE SCENES

Of the photo shoot

We spent a lovely day at Vaerket and Turbinen in Randers. Accompanied by the beautiful Rachel and with a great team including photographer Helle Thormann, make-up artist Kenneth Adelhardt and videographer Magnus Vinther we shot all the gorgeous pictures in this magazine.

A good team is the key to great work and now you have a chance to follow us backstage to see how the magic works at ZOEY.



The make-up artist Kenneth doing his magic on the model Rachel. The energy on the set was magnificent.



The whole team in action! On the dark settings and scenery we need a lot of lights to get the perfect picture. Although Rachel looked perfect in every shot.



The whole team at the end of the best day. We bring home amazing memories, gorgeous photos and great laughs. Thank you so much everyone!



Trine Vinther is a perfectionist and want all the details to fit. Here she is having trouble with a zipper.



Big thanks to Vaerket for letting us in to there amazing theater- authentic scenes and treating us so nicely all day.



Photographer Helle doing her magic under difficult conditions. The lack of natural light made her change flash and settings on every location.



ZOEY

Fashion has no size



Find us at ZOEY.dk