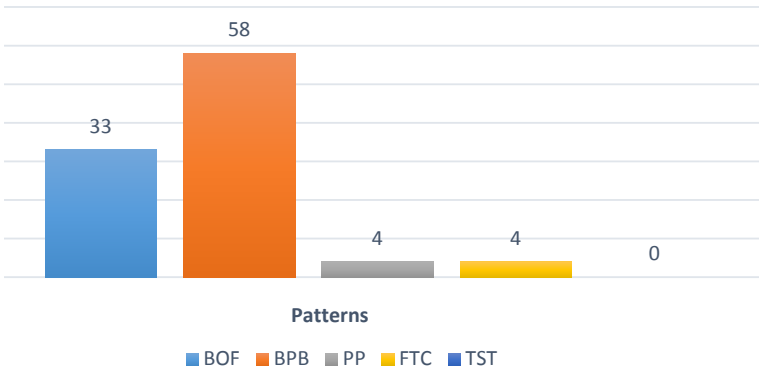


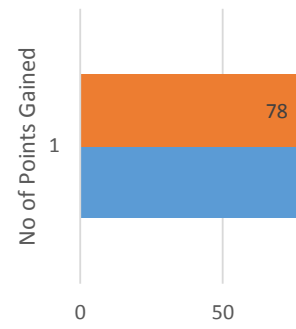
| Instrument | Date | Trade | Pattern | DP | Confluence | Result | Points Earned |
|------------|-----------|-------|---------|-----|------------|--------|---------------|
| Crude | 28-Jul-16 | Short | BOF | RH | No | Green | 11 |
| Crude | 28-Jul-16 | Long | BPB | PDL | No | Red | -8 |
| Nifty | 29-Jul-16 | Short | BPB | PDL | No | Green | 7 |
| Crude | 29-Jul-16 | Short | BPB | PDL | No | Green | 33 |
| Nifty | 2-Aug-16 | Short | FTC | PDL | No | Green | 14 |
| Nifty | 3-Aug-16 | Short | BOF | RH | No | Green | 14 |
| Nifty | 8-Aug-16 | Short | BOF | PDL | Yes | Green | 35 |
| Crude | 8-Aug-16 | Short | BOF | BRN | Yes | Red | -13 |
| Crude | 9-Aug-16 | Long | BPB | PDL | Yes | Green | 19 |
| Nifty | 10-Aug-16 | Long | BPB | DH | No | Green | 1 |
| Nifty | 10-Aug-16 | Long | PP | PDL | Yes | Green | 13 |
| Crude | 10-Aug-16 | Long | BPB | PDL | Yes | Green | 97 |
| Nifty | 16-Aug-16 | Long | BPB | PDL | No | Red | -7 |
| Crude | 16-Aug-16 | Long | BOF | RL | No | Green | 0 |
| Nifty | 17-Aug-16 | Short | BPB | RL | No | Green | 0 |
| Crude | 18-Aug-16 | Long | BPB | RH | No | Green | 64 |
| Nifty | 19-Aug-16 | Short | BPB | PDC | Yes | Green | 3 |
| Nifty | 22-Aug-16 | Short | BOF | RH | No | Red | -13 |
| Nifty | 23-Aug-16 | Long | BOF | RL | No | Green | 22 |
| Crude | 24-Aug-16 | Long | BOF | RL | No | Green | 5 |
| Crude | 26-Aug-16 | Long | BPB | PDH | Yes | Red | -13 |
| Nifty | 29-Aug-16 | Short | BPB | PDL | No | Red | -13 |
| Nifty | 29-Aug-16 | Long | BOF | PDL | Yes | Green | 31 |
| Nifty | 31-Aug-16 | Long | BOF | RL | No | Green | 13 |



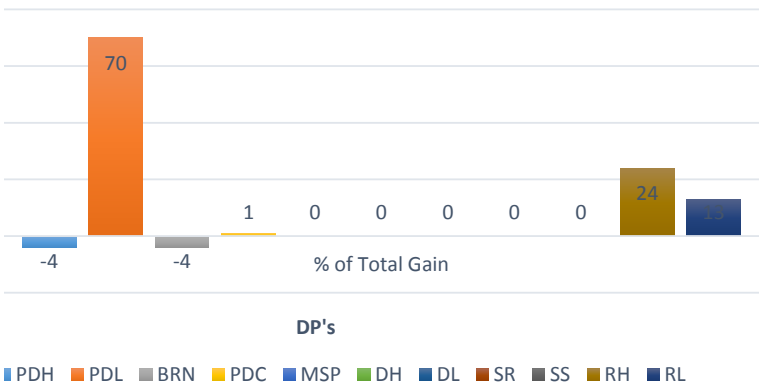
WIN % VS PATTERNS



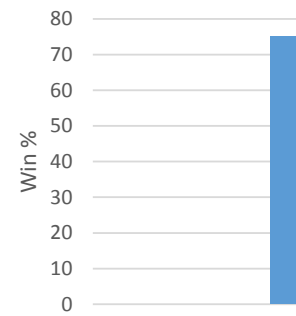
LO



WIN % VS DP's

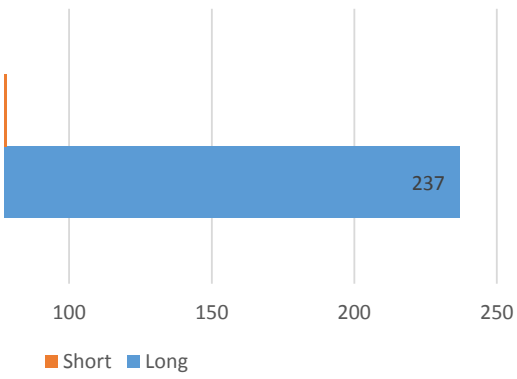


WIN



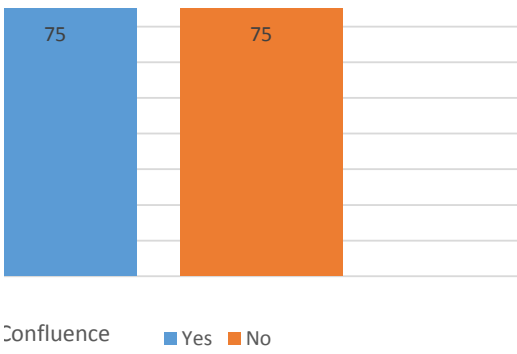
C

LONG VS SHORT



| Pattern | Net Gain |
|---------|----------|
| BOF | 105 |
| BPB | 183 |
| PP | 13 |
| FTC | 14 |
| TST | 0 |

1% VS CONFLUENCE



| % of Total Gain |
|-----------------|
| 33 |
| 58 |
| 4 |
| 4 |
| 0 |

| DP | Net Gain | % of Total Gain |
|-----|----------|-----------------|
| PDH | -13 | -4 |
| PDL | 221 | 70 |
| BRN | -13 | -4 |
| PDC | 3 | 1 |
| MSP | 0 | 0 |
| DH | 1 | 0 |
| DL | 0 | 0 |
| SR | 0 | 0 |
| SS | 0 | 0 |
| RH | 76 | 24 |
| RL | 40 | 13 |

| Trade | Trade vs Result |
|-------|-----------------|
| Long | 237 |
| Short | 78 |

| Confluence | Trade Result | Gain | Confluence | Win % |
|------------|--------------|------|------------|-------|
| Yes | Green | 6 | Yes | 75 |
| Yes | Red | 2 | No | 75 |
| No | Green | 12 | | |
| No | Red | 4 | | |

| | | | | | |
|-------|-------|-----|-----|-----|-------|
| Nifty | Long | BOF | PDH | Yes | Green |
| Crude | Short | BPB | PDL | No | Red |
| | | PP | BRN | | |
| | | FTC | PDC | | |
| | | TST | MSP | | |
| | | | DH | | |
| | | | DL | | |
| | | | SR | | |
| | | | SS | | |
| | | | RH | | |
| | | | RL | | |