


 **CHIEFTEC**




# M.2 SSD Enclosure | CEB-M2C-TL

Support M.2 SATA SSD / M.2 NVME SSD



TOOLLESS




USB Type-C  
10 Gbps



## M.2 NVME / SATA SSD Enclosure

Model	CEB-M2C-TL
Dimension (mm)	104.3 x 36.3 x 13.4
Weight	70g / 150g
Compatible SSD Type & Dimensions	M.2 PCI-E NVME SSD (M & B+M Key) 2230/2242/2260/2280 M.2 SATA SSD (B+M Key) 2230/2242/2260/2280
USB Interface(ext.)	USB 3.2 Gen2 Type-C
Data transfer rate	Up to 10 GBit/s (USB 3.2 Gen2)
Power	via Type-C Data Cable
Operating System	Mac OS X 10.14.4 and future releases. Windows XP, 7 SPI 32 and 64 bit, Windows 8/8.1 32 and 64 bit, Windows 10 32 and 64bit and future releases.
Material	Aluminum
Color	Black
Scope of delivery	Manual, USB 3.2 Gen.2 Type-C to Type-A Cable + A to C adapter
Warranty	24 Months

### Easy Toolless Installation



Manufacturer | Arena Electronic GmbH  
Koppersstr.18, 40549 Düsseldorf, Germany  
Made in China





### Installation Guide

**Plastic bracket** **Push**  
Unlock the tray and remove the main bracket from inside the Enclosures.

**Note - Direction**  
  
**M.2 SSD**  
**M.2 SSD Fixed silicone pin**

1. Insert the M.2 SSD into the M Key connector.
2. Use your fingertips to poke the SSD's fixed silicone pin in the direction of the diagram.
3. Insert the M.2 SSDs and press it to level and secure it with the SSD fixed silicone pin.

**Thermal pad** **Put the blue face down.** **M.2 SSD Fixed silicone pin** **Top view**

1. Paste the thermal pad on the M.2 SSD (as shown).
2. For example, if a 2242-size M.2 SSD is installed (as shown).

4. Install the tray into the enclosure (as shown).

03



Model Name: CEB-M2C-TL

Manufacturer:

Arena Electronic GmbH

Address: Koppersstr. 18

40549 Duesseidorf

Germany

Made in China



Naziv: CEB-M2C-TL  
Artikal: Hard disk rack  
Proizvodjac: Chieftec  
Zemlja proizvodnje: Kina  
Zemlja uvoza: E.U.  
Uvoznik: EWE Comp  
Cara Dusana 212 Zemun  
Godina uvoza: 2022

IN THIS YOU CAN TR

CHIEFTEC 