

Crystal DM Bot Guide

The “How-to” of using your new bot.



Introduction

Occasionally you may find yourself tempted to tell your friends all about your new Minecraft server, or dank new alt shop. Sometimes you may even post on reddit or other social media to get a double whammy; fake internet points AND advertising! Depending on your scenario, you might even be tempted to pay for a youtuber, or shout out in a large discord server. These things can be quite expensive, and the worst part is you must buy these services **all the time!** Well do I have a solution for you! I present to you clever entrepreneurs and innovators of the Internet, the Crystal DM Bot TM!

How it works

I have five years of experience mangling and wrestling with the language of C# to do my bidding. Why C#? Don't really know, I never really enjoyed getting sucked up by Microsoft's realm of darkness. It just happened one day, and I never went back.

Through the small amount of experience I have had with C#, I learned some valuable principles of design and architecture, but most importantly, how to use the language to its fullest to innovate new products for consumers to use. This time, I've created my masterpiece, my chef d'oeuvre if you will. The Crystal DM Bot is a complex application that needs a decent amount of configuring and fine tuning, but when used properly, can work wonders.

The short and sweet explanation of the Crystal Bot is an application that takes discord tokens, joins servers, and messages people on those servers with a message. It is also **GUARUNTEED** to only DM each user once. A user will never receive two messages.

License Manager

When you first open the Crystal Bot, you will be presented with a code. All you have to do is copy the code, and send it to me! From there, I will authenticate your copy of the Crystal bot, and when you restart the Crystal Bot, it will not prompt you with this code anymore.

Tokens

A token is a discord account. That's all it is. Imagine it as the username and password to a discord account, except in one long line. Tokens are sequences of letters, numbers, and some

punctuation that give you full access to a discord account. Once someone has the token to a discord account, they practically control it. They can make the account join servers, talk in channels, add friends, etc.

Acquiring Tokens

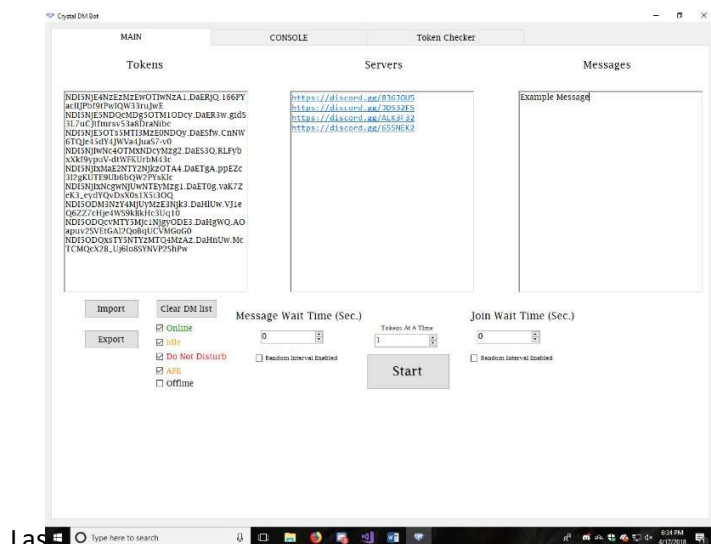
There are dozens of sellers on mc-market, and scattered throughout discord. You can buy them in bulk, or one at a time. **MAKE SURE YOU BUY PHONE VERIFIED ACCOUNTS (PVA), OR OTHERWISE THE CRYSTAL DM BOT WILL NOT WORK.** This does not have to do with the bot, but it is merely an issue with discord itself. There is nothing I can do about it, and any other DM bot you might happen to stumble upon on the market will NOT work with email verified or unverified tokens. You may be interested in buying the Advanced package, which comes with the Crystal Bot itself, and 20 working tokens for a small added fee.

Server Invite Codes

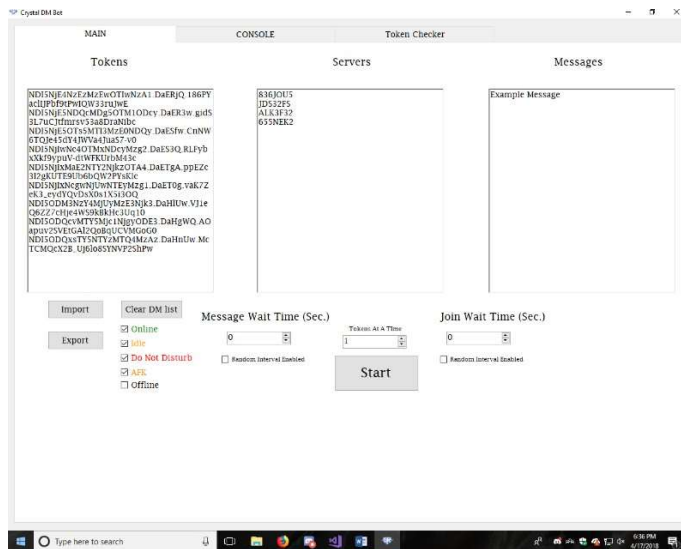
In the main interface of the bot, you have three main text entry fields; the token box, server invite box, and message box. In the token box, you paste in your tokens, separated by a new line. The Server Invite box is the same, except the entries are formatted slightly different than you may imagine. To get a server invite code, go to the server you want the bots to join. Then, click Invite People. If the server you are in does not allow you to do this, look for a permanent invite code. It should look something like this: <https://discord.gg/836J0U5>

From there, you're going to want to extract the code from the end of the link, which in this case would be 836J0U5. Paste that into the Server Invite Code box.

Incorrect:



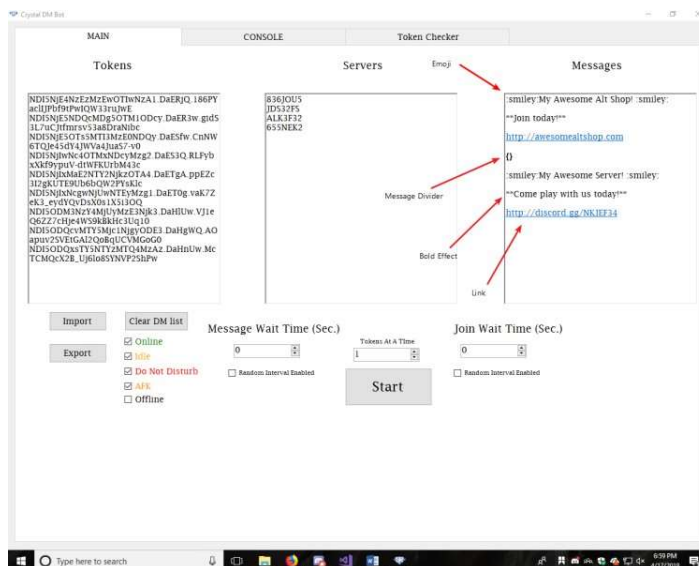
Correct:



Messages

The Messages entry box is fairly simple; it uses the messages you input, and picks a random one every time it dm's a user. To input multiple messages, separate your messages with a { }. You may also use emojis in the format of :emoji: . Do not use @ tags because they 1) do nothing in a direct message, and 2) will not work if you use @username.

Example:



Advanced Features

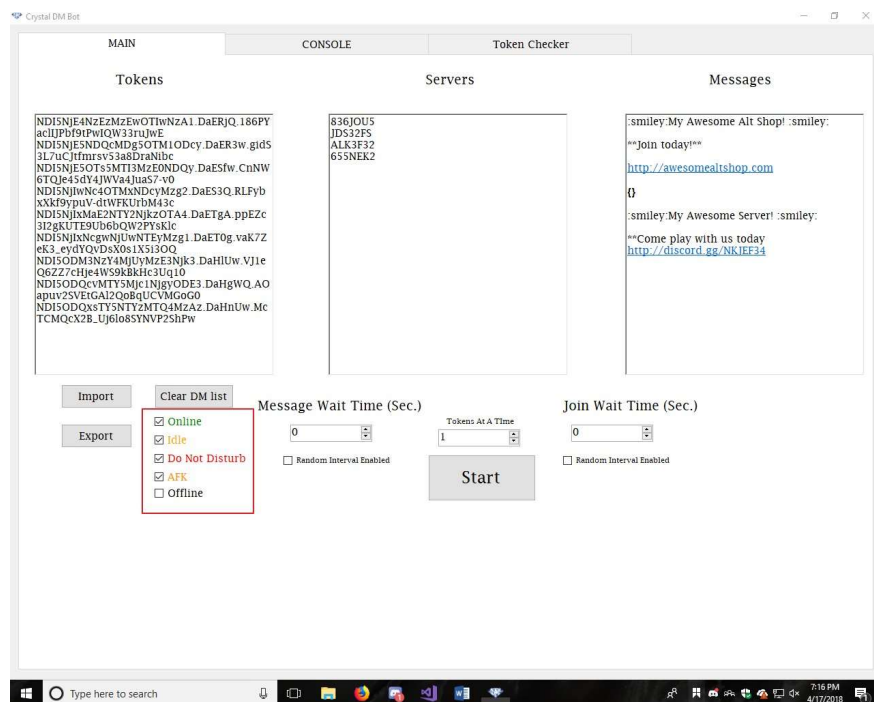
After you've pasted in your tokens, server invites, and messages, all you have to do is click start! Now, let's get into some of the more complex features of the program.

Delay Times

Discord has a rate limit on how often you can send a DM, and it probably wouldn't be very good spamming everybody in a server with messages as fast as you possibly can. This is why I added a delay system. You can configure the amount of time Crystal Bot waits between server joins (when a bot joins a server), and when it messages. You can also set a random delay, which will use the preset delay +/- 5 seconds.

Status Discrimination

One of the most useful features of the Crystal Bot is the ability to only DM users with a specific status mode. You can configure this setting by checking the various checkboxes in the main GUI.



Import/Export DM List

Sometimes you may want to close out of the bot and continue running later. The problem is, the bot will not remember who it has messaged, and it will message people more than once. This is easily solved with the **Import**, **Export**, and **Clear** buttons. The import button copies a list of people already DM'd from your clipboard. The Export button does the opposite; it copies the current list of recipients to your clipboard, which you can then store in a **.txt** file for later usage. Finally, the Clear button resets the cached list of recipients, and the bot will act like it hasn't DM'd anybody.

Smart Token Manager

The Token manager is a clever feature that optimizes your token use. After a while (usually under an hour), your accounts will start getting disabled by discord because they are detected by discord's anti-spam protection. To be able to use your tokens as efficiently as possible, you can put all of them in, and set the Token Manager to only use 1 or 2 at a time. This means that the manager will only use the specified number of tokens at once, but will automatically switch when the tokens get disabled.

Real-time Statistics

The Crystal DM Bot offers some real-time statistics such as the amount of people DM'd, number of Servers Joined, working accounts, and the time elapsed. You can also use the **Pause/Resume** button to pause the Crystal Bot.

The Console

While operating Crystal Bot, you're mostly going to be using the Main Tab. Occasionally, you might switch over to the Console tab, and find that it is a very useful tool. The console logs almost every event, ranging from the login of accounts to every message sent by every account. This element is fairly self-explanatory, if you have questions feel free to contact me.

Token Checker

The last major feature of the Crystal Bot is the Token Checker. You can access the token checker on the third tab of the program, and all you have to do is plug in tokens (separated by a

newline), and click start. The Checker will print out which tokens are valid and working, and which are not.

Safety

Although the Crystal Bot is a powerful tool if used correctly, it can get you in serious trouble if you don't follow the necessary precautions. Here are some do's and don'ts.

- **DO** ALWAYS run the bot on a VPN, so your real IP cannot be traced back to you
- **DO** create convincing advertisements, don't go about spamming people with dumb messages
- **DON'T** set the message limit to less than **60 seconds**
- **DON'T** put your discord account in the advertising message.
- **DON'T** clear the recipients list many times (basically messaging the same people multiple times)

If you follow all these precautions you should be fine, but **I personally do not take any responsibility in any malicious activity or violation of Discord's TOS performed via use of the Crystal DM BOT, and any consequences that may happen to you or your discord account.**

FAQ

Q: What platforms does the bot work on?

A: Windows only at the moment. Microsoft is like that. Unless you have l33t skilz and can download the Mono Framework, you're not going to be able to run it on Mac or Linux.

Q: Isn't this unethical?

A: I don't think so, although some may have a different opinion. I am not going to go into the details with this argument, but if you do have a different opinion, please don't go trashing my threads or overall being rude/mean to me or my customers.

Q: Are updates free?

A: Of course! Updates and bug fixes will always be free forever! People who don't do that are **evil...**

Q: Can the bot only DM members that have a certain role?

A: Not yet, but I'm working on a feature that will make this possible. Stay tuned...

Q: Can you add feature X?

A: Most likely, just contact me on discord: Ordgen#1609 down below. I am always working on updates and bug fixes.

**Got more questions? Message me on V3 or discord:
Ordgen#1609**