PHP-FPM 2

Last 24 hours 5s

PHP-FPM Status

Online

Uptime

Workers Usage

20.00%

Accepted Connections Rate

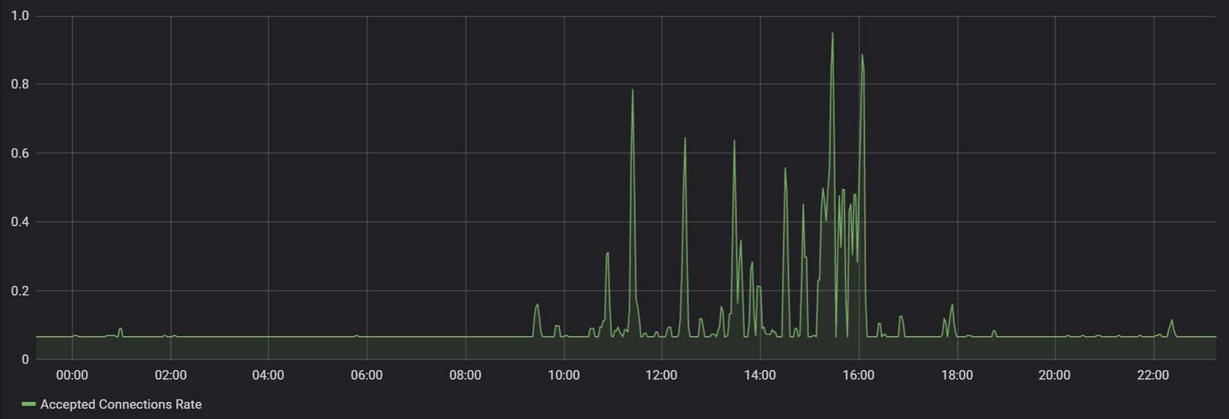

Processes

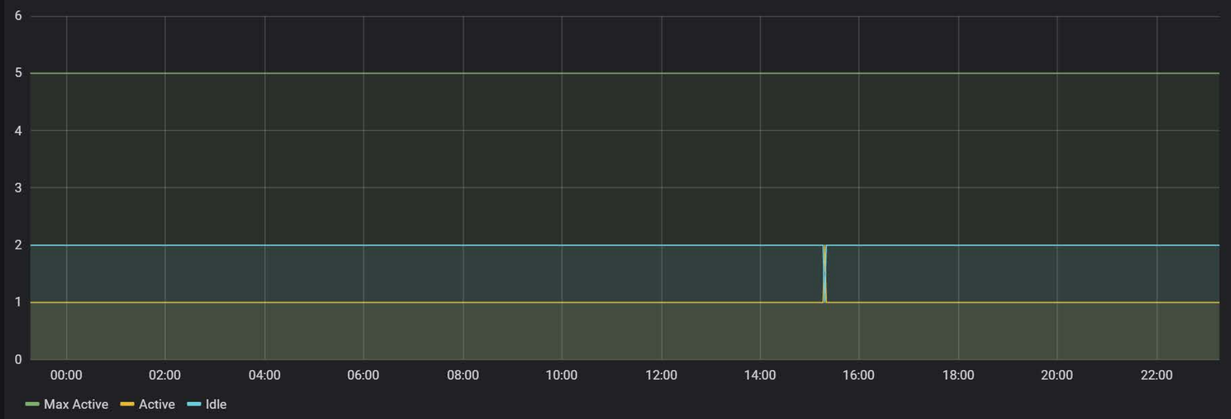

Dashboard Row

Slow Requests Rate

Listen Queue Connections

NGINX by nginxinc

Last 24 hours 5s

instance All

Status

NGINX Status for dev2

Up

Metrics

Processed connections

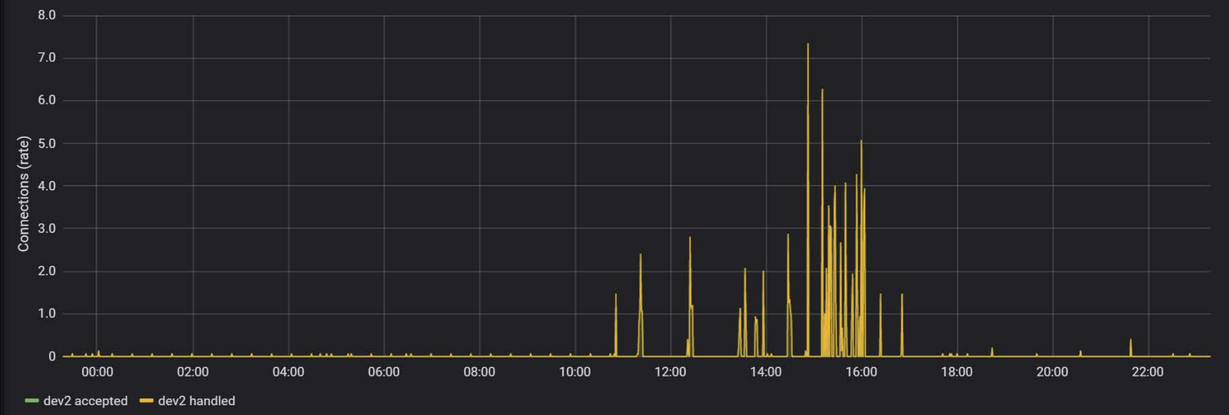

Active Connections

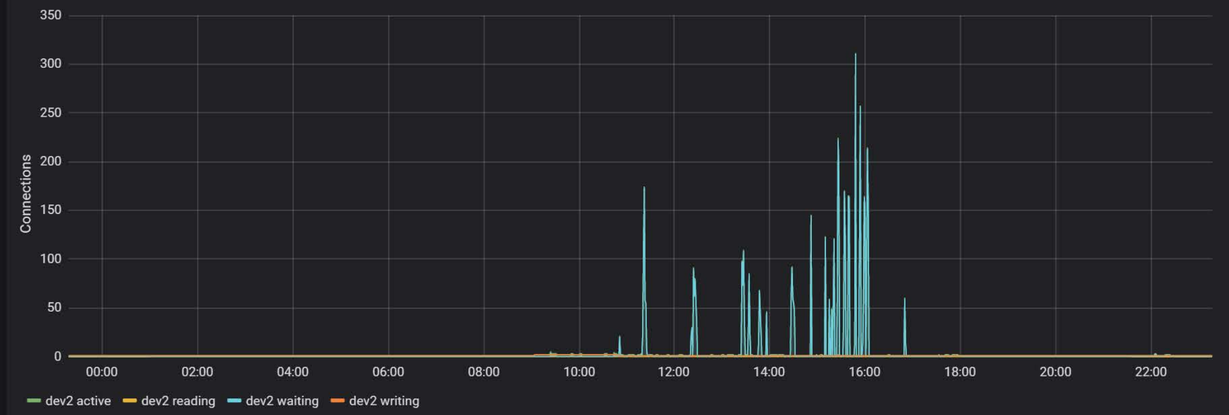

Total requests

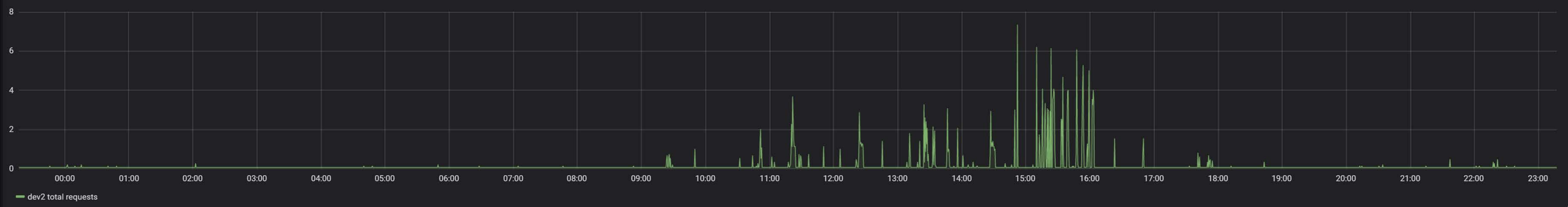

MySQL Overview

Interval auto | Host dev2 | PMM Annotations

Query Analytics | OS | MySQL | MongoDB | HA | Cloud | Insight | PMM

MySQL Uptime	Current QPS	InnoDB Buffer Pool Size	Buffer Pool Size of Total RAM
9.0 weeks	3.27	128 MiB	No Data

Connections

MySQL Connections

	min	max	avg*
Max Connections	151	151	151
Max Used Connections	7	7	7

MySQL Client Thread Activity

	min	max	avg	current
Peak Threads Connected	1.00	2.00	1.03	1.00
Peak Threads Running	6.00	7.00	6.00	6.00

Table Locks

MySQL Questions

	min	max	avg
Questions	3.26	15.71	3.70

MySQL Thread Cache

	min	max	avg
Thread Cache Size	151.00	151.00	151.00
Threads Cached	6.00	6.00	6.00
Threads Created	0	0	0

Temporary Objects

MySQL Temporary Objects

	min	max	avg*
Created Tmp Tables	2.99	5.77	3.05
Created Tmp Disk Tables	0	0.88	0.01

MySQL Select Types

	min	max	avg*
Select Scan	2.99	5.69	3.07
Select Range	0	2.37	0.10

Sorts

MySQL Sorts

	min	max	avg*
Sort Rows	0	17.39	0.57
Sort Scan	0	0.24	0.01

MySQL Slow Queries

	min	max	avg
Slow Queries	0	0	0

Aborted

MySQL Aborted Connections

	min	max	avg*
Aborted Clients (timeout)	0	0.01	0.00
Aborted Connects (attempts)	0	0	0

MySQL Table Locks

	min	max	avg*
Table Locks Immediate	0	0.82	0.02
Table Locks Waited	0	0	0

Network

MySQL Network Traffic

	min	max	avg*
Outbound	11.80 kBs	15.14 kBs	12.08 kBs
Inbound	1.45 kBs	2.88 kBs	1.53 kBs

MySQL Network Usage Hourly (Last 24 hours)

	min	max	avg*
Sent	40.81 MiB	47.75 MiB	41.47 MiB
Received	5.01 MiB	7.28 MiB	5.24 MiB

Memory

MySQL Internal Memory Overview

	min	max	avg*
Key Buffer Size	128 MiB	128 MiB	128 MiB
InnoDB Buffer Pool Data	112 MiB	112 MiB	112 MiB
InnoDB Log Buffer Size	16 MiB	16 MiB	16 MiB
Query Cache Size	1 MiB	1 MiB	1 MiB

Command, Handlers, Processes

Top Command Counters

	min	max	avg*
Com_select	2.86	4.45	3.05
Com_show_create_table	0.27	0.80	0.53
Com_change_db	0.28	0.84	0.52
Com_show_fields	0.27	0.80	0.50
Com_set_option	0.13	4.75	0.29
Com_update	0.09	0.27	0.17
Com_insert	0.07	0.33	0.15
Com_show_slave_status	0.06	0.13	0.07
Com_show_variables	0.07	0.07	0.07

Top Command Counters Hourly (Last 24 hours)

	min	max	avg*
Com_select	10.32 K	18.15 K	11.00 K
Com_set_option	480.00	6.10 K	1.06 K
Com_change_db	482.01	482.01	482.01
Com_show_fields	457.91	457.91	457.91
Com_show_create_table	457.91	457.91	457.91
Com_show_variables	240.00	241.00	240.05
Com_show_slave_status	240.00	241.00	240.05
Com_show_status	240.00	240.00	240.00
Com_admin_commands	140.00	140.00	140.00

MySQL Handlers

	min	max	avg*
read_rnd_next	187.20	380.79	193.62
tmp_write	184.21	211.32	187.11
read_next	0	46.42	1.87
read_key	0	6.15	0.26
read_rnd	0	8.21	0.34
write	0	6.54	0.14
delete	0	0.94	0.03
update	0	0.33	0.00
read_first	0	0.11	0.00

MySQL Transaction Handlers

	min	max	avg*
commit	0	3.92	0.16

Process States

No data

Top Process States Hourly (Last 24 hours)

No data

Query Cache

MySQL Query Cache Memory

	min	max	avg*
Query Cache Size	1.00 MiB	1.00 MiB	1.00 MiB
Free Memory	1007.15 KiB	1007.15 KiB	1007.15 KiB

MySQL Query Cache Activity

	min	max	avg*
Queries in Cache	0	0	0
Prunes	0	0	0

Files and Tables

MySQL File Openings

	min	max	avg*
Openings	0	3.97	0.06

MySQL Open Files

	min	max	avg
Open Files	19.00	19.00	19.00
Open Files Limit	4.18 K	4.18 K	4.18 K

Table Openings

MySQL Table Open Cache Status

	min	max	avg*
Hits	105.92	110.69	106.62
Table Open Cache Hit Ratio (right y)	99.74%	100.00%	99.99%

MySQL Open Tables

	min	max	avg*
Table Open Cache	2.00 K	2.00 K	2.00 K
Open Tables	2.00 K	2.00 K	2.00 K

MySQL Table Definition Cache

MySQL Table Definition Cache

	min	max	avg*
Open Table Definitions	1.60 K	1.60 K	1.60 K
Table Definitions Cache Size	400.00	400.00	400.00

System Charts

I/O Activity

No data

Memory Distribution

No data

CPU Usage / Load

No data

Disk Latency

No data

Network Traffic

No data

Swap Activity

No data

Node Exporter Full2

Job node | Host: dev2 | Port 9100

Basic CPU / Mem / Disk Gauge

CPU Busy	Used RAM Memory	Used SWAP	Used Root FS	CPU System Load (1m avg)	CPU System Load (5m avg)
2.5%	29%	N/A	14%	0%	0%

Basic CPU / Mem / Disk Info

CPU Cores	Total RAM	Total SWAP	Total RootFS	System Load (1m avg)	Uptime
1	2.93 GiB	0 B	58.0 GiB	0	9.0 weeks

Basic CPU / Mem Graph

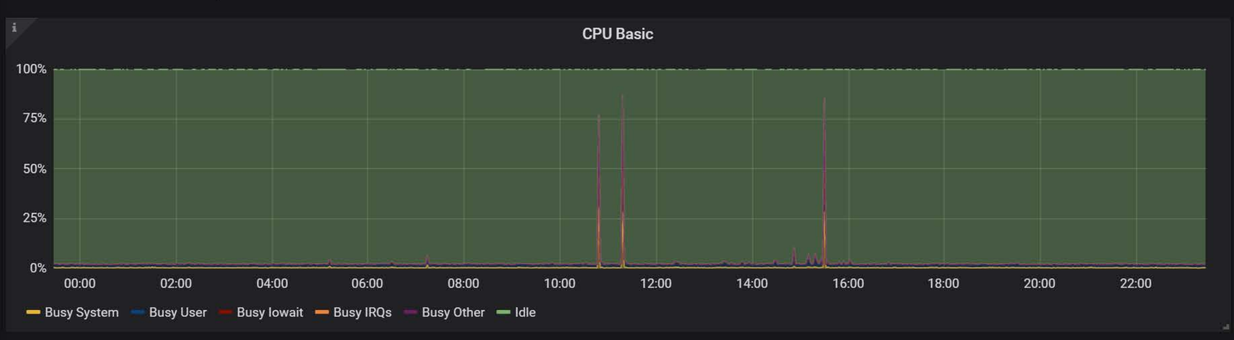

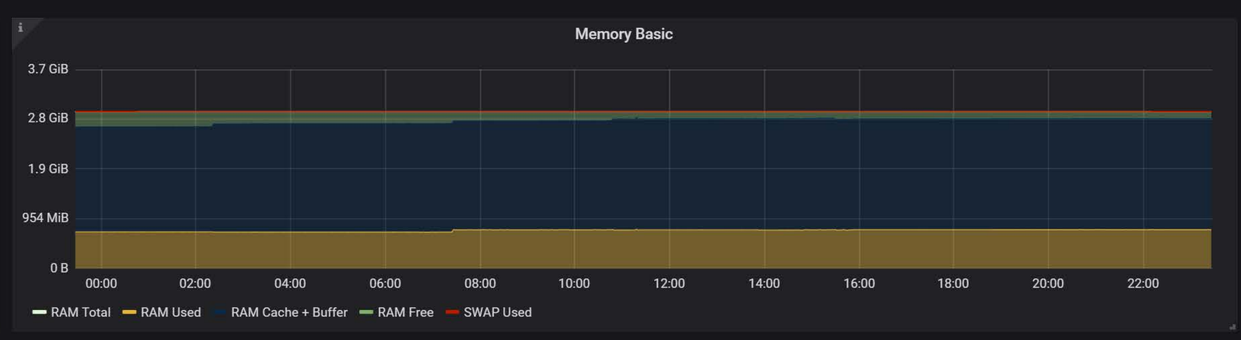

Basic Net / Disk Info

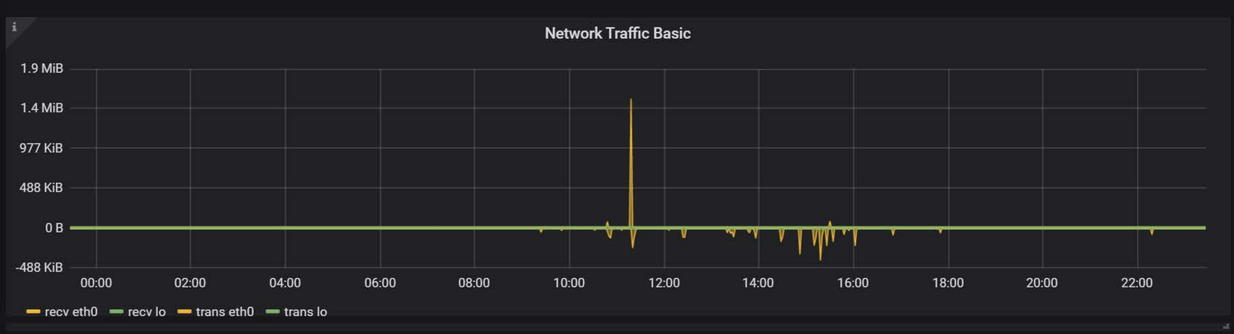

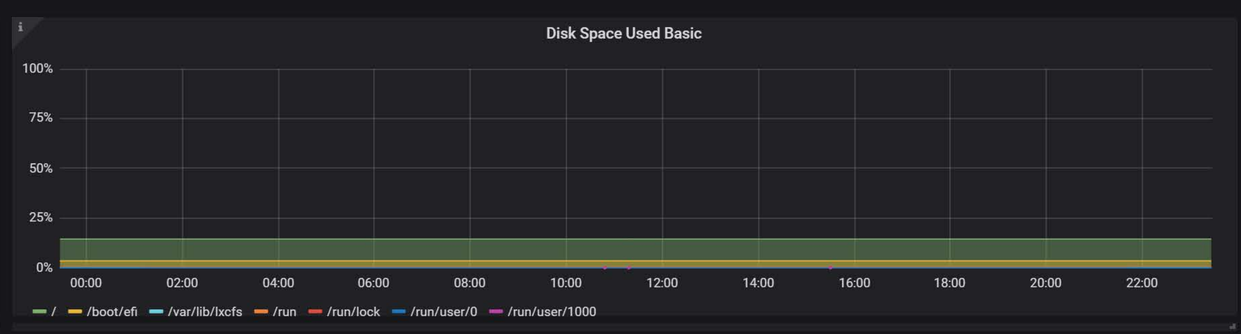

CPU Memory Net Disk *(7 panels)*

Memory Detail Meminfo

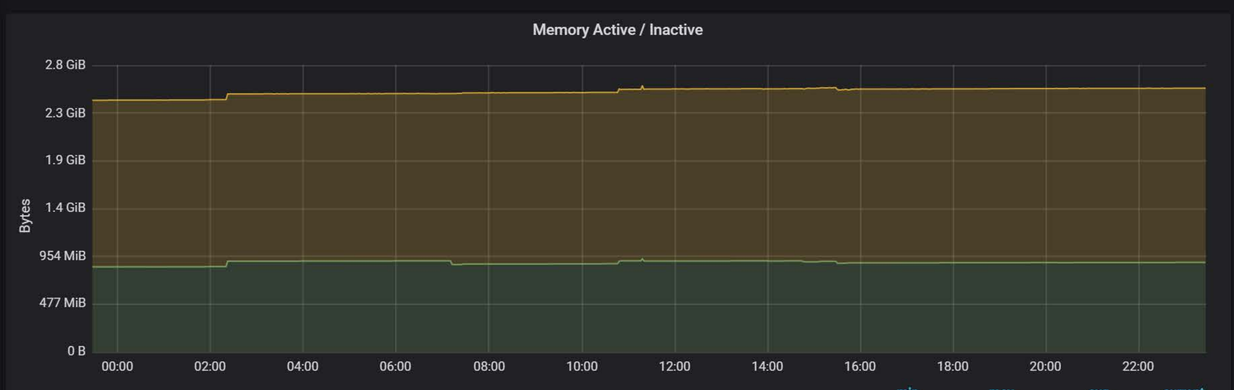

	min	max	avg	current
Inactive - Memory which has been less recently used. It is more eligible to be reclaimed for other purposes	847.65 MiB	930.11 MiB	890.01 MiB	893.37 MiB
Active - Memory that has been used more recently and usually not reclaimed unless absolutely necessary	1.62 GiB	1.70 GiB	1.67 GiB	1.70 GiB

	min	max	avg	current
Committed_AS - Amount of memory presently allocated on the system	2.02 GiB	2.06 GiB	2.03 GiB	2.03 GiB
CommitLimit - Amount of memory currently available to be allocated on the system	1.47 GiB	1.47 GiB	1.47 GiB	1.47 GiB

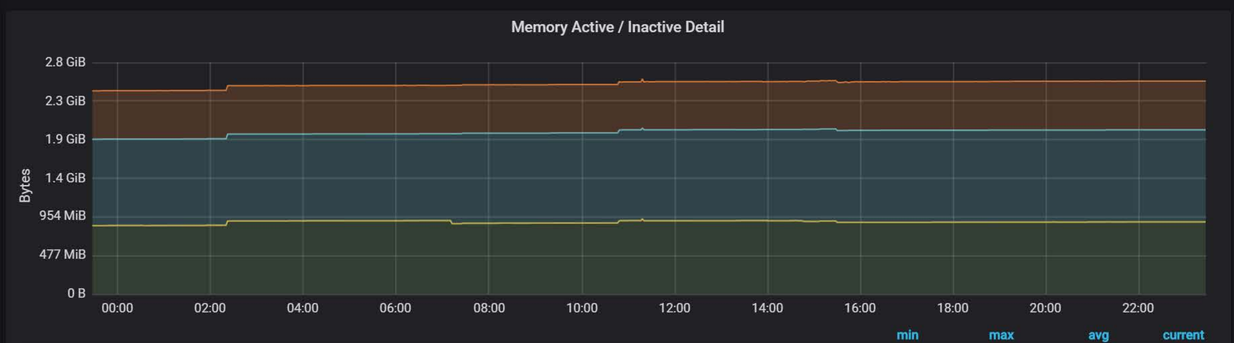

	min	max	avg	current
Inactive_file - File-backed memory on inactive LRU list	847.30 MiB	929.75 MiB	889.67 MiB	893.03 MiB
Inactive_anon - Anonymous and swap cache on inactive LRU list, including tmpfs (shmem)	344.00 KiB	384.00 KiB	355.81 KiB	348.00 KiB
Active_file - File-backed memory on active LRU list	1.04 GiB	1.11 GiB	1.08 GiB	1.11 GiB
Active_anon - Anonymous and swap cache on active least-recently-used (LRU) list, including tmpfs	588.67 MiB	606.20 MiB	597.43 MiB	601.01 MiB

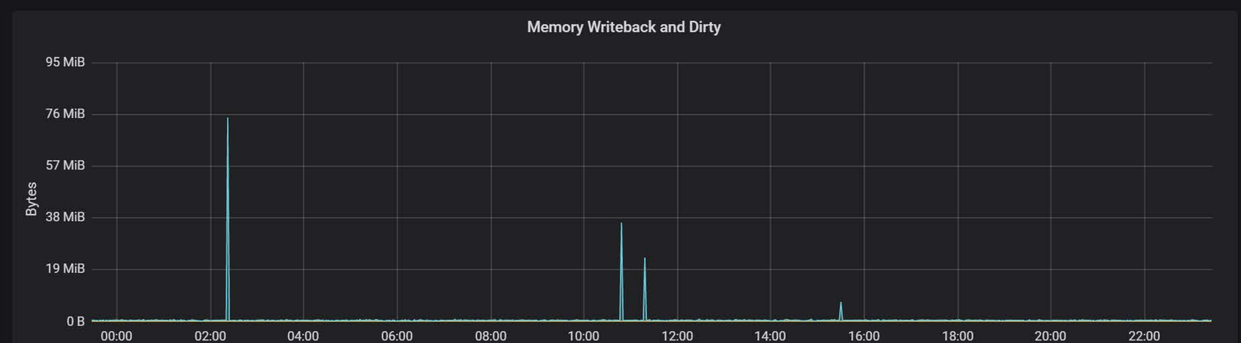

	min	max	avg	current
Writeback - Memory which is actively being written back to disk	0 B	0 B	0 B	0 B
WritebackTmp - Memory used by FUSE for temporary writeback buffers	0 B	0 B	0 B	0 B
Dirty - Memory which is waiting to get written back to the disk	0 B	74.89 MiB	479.46 KiB	460.00 KiB

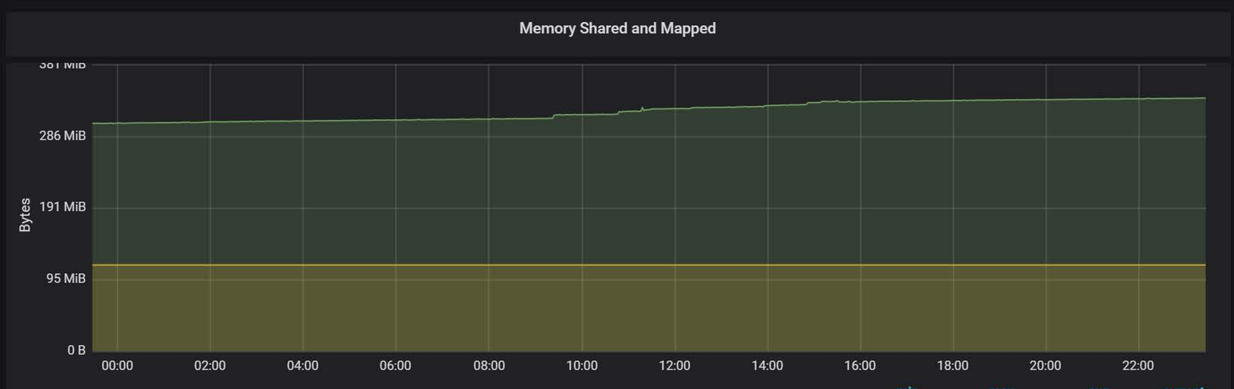

	min	max	avg	current
Mapped - Used memory in mapped pages files which have been mmaped, such as libraries	302.74 MiB	336.74 MiB	319.65 MiB	336.52 MiB
Shmem - Used shared memory (shared between several processes, thus including RAM disks)	114.65 MiB	114.69 MiB	114.66 MiB	114.66 MiB

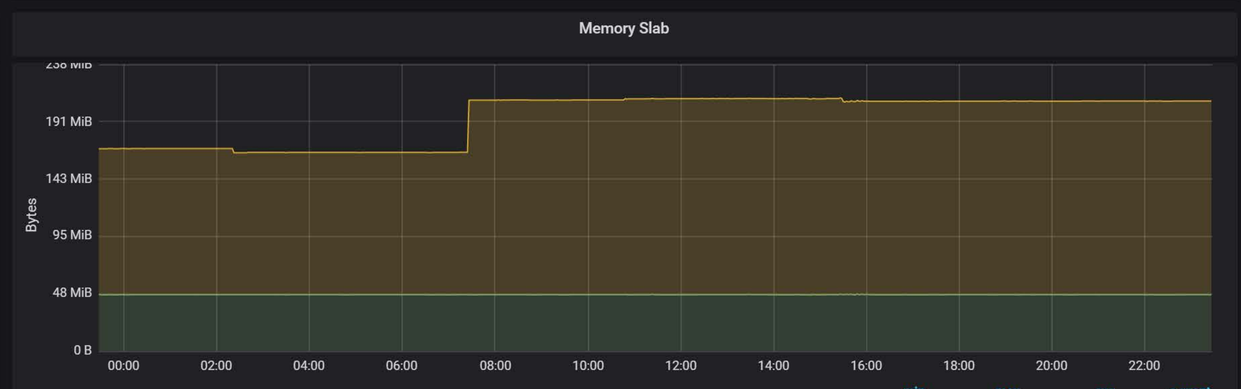

	min	max	avg	current
SUnreclaim - Part of Slab, that cannot be reclaimed on memory pressure	46.71 MiB	47.55 MiB	46.92 MiB	46.94 MiB
SReclaimable - Part of Slab, that might be reclaimed, such as caches	117.95 MiB	163.15 MiB	147.62 MiB	161.00 MiB

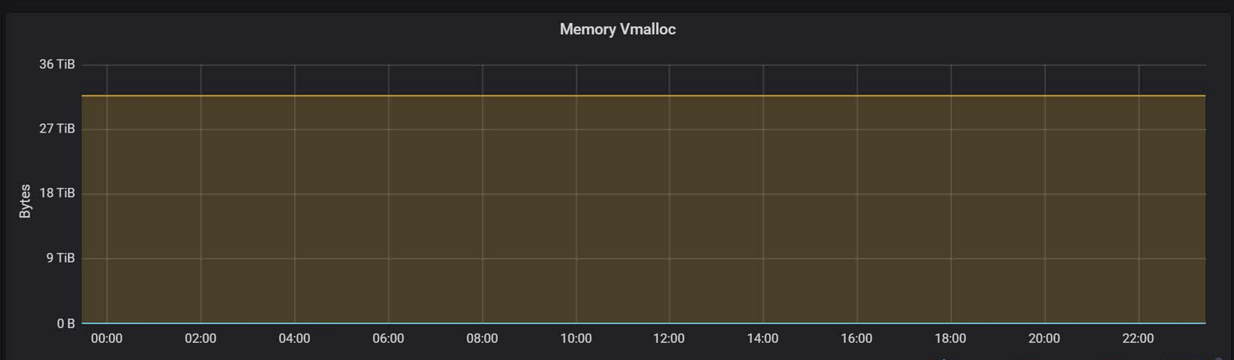

	min	max	avg	current
VmallocChunk - Largest contigious block of vmalloc area which is free	0 B	0 B	0 B	0 B
VmallocTotal - Total size of vmalloc memory area	32.00 TiB	32.00 TiB	32.00 TiB	32.00 TiB
VmallocUsed - Amount of vmalloc area which is used	0 B	0 B	0 B	0 B

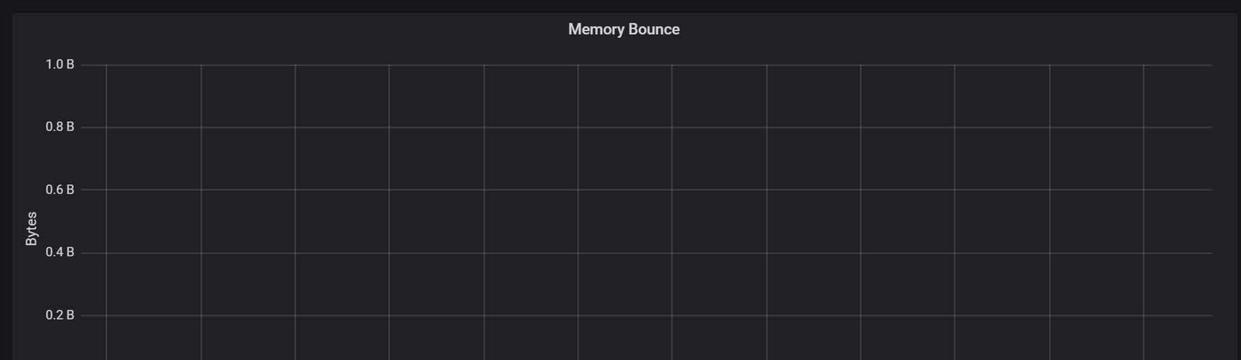

	min	max	avg	current
Bounce - Memory used for block device bounce buffers	0 B	0 B	0 B	0 B

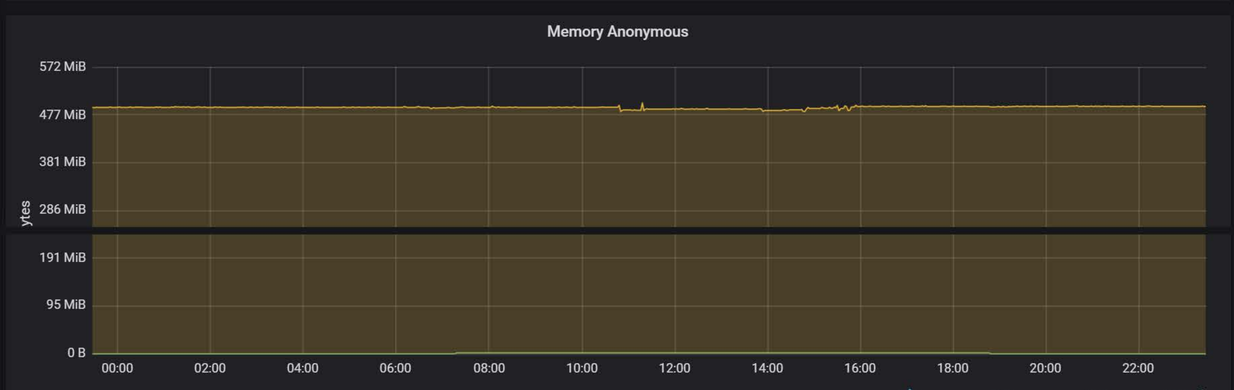

	min	max	avg	current
AnonHugePages - Memory in anonymous huge pages	0 B	2.00 MiB	979.97 KiB	0 B
AnonPages - Memory in user pages not backed by files	482.95 MiB	500.48 MiB	491.32 MiB	493.30 MiB

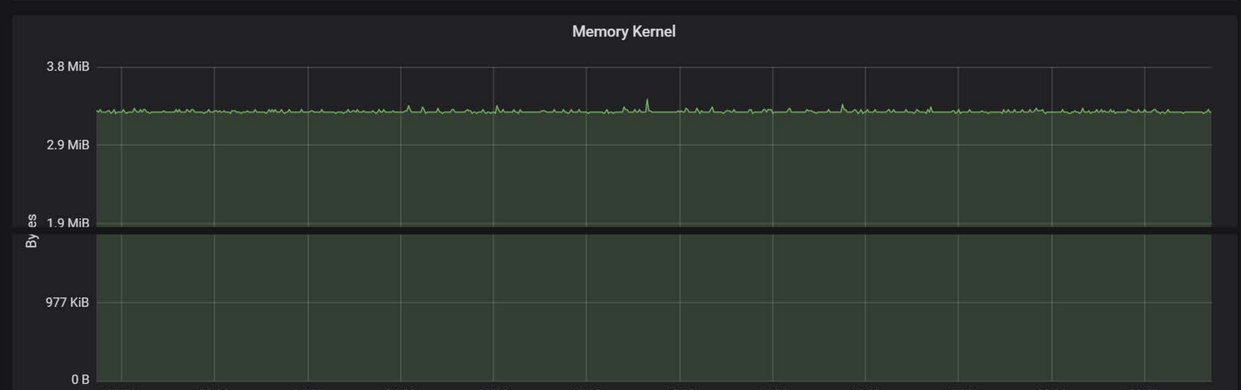

	min	max	avg	current
KernelStack - Kernel memory stack. This is not reclaimable	3.25 MiB	3.42 MiB	3.27 MiB	3.27 MiB

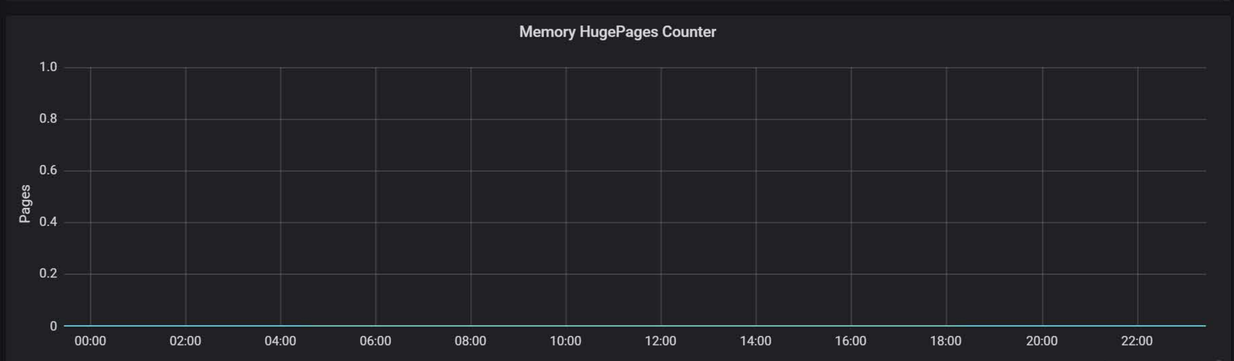

	min	max	current
HugePages_Free - Huge pages in the pool that are not yet allocated	0	0	0
HugePages_Rsvd - Huge pages for which a commitment to allocate from the pool has been made, but no allocation has yet bee...	0	0	0
HugePages_Surp - Huge pages in the pool above the value in /proc/sys/vm/nr_hugepages	0	0	0

	min	max	current
HugePages - Total size of the pool of huge pages	0 B	0 B	0 B
Hugepagesize - Huge Page size	2.00 MiB	2.00 MiB	2.00 MiB

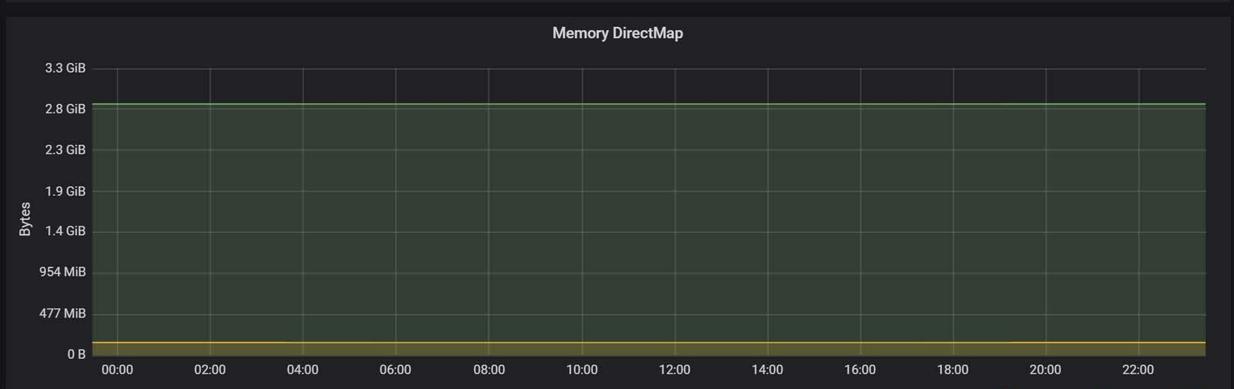

	min	max	avg
DirectMap2M - Amount of pages mapped as this size	2.86 GiB	2.86 GiB	2.86 GiB
DirectMap4K - Amount of pages mapped as this size	147.98 MiB	147.98 MiB	147.98 MiB

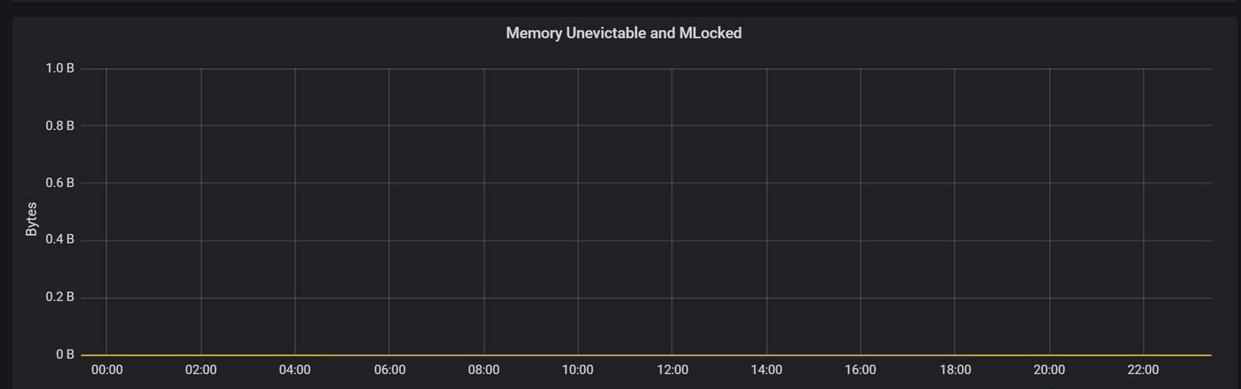

	min	max	avg	current
Unevictable - Amount of unevictable memory that can't be swapped out for a variety of reasons	0 B	0 B	0 B	0 B
MLocked - Size of pages locked to memory using the mlock() system call	0 B	0 B	0 B	0 B

Memory Detail Vmstat

Memory Pages In / Out

	min	max	avg	current
Pagesin - Page in operations	0	1.101 K	2	0
Pagesout - Page out operations	6	516	25	14

Memory Pages Swap In / Out

	min	max	avg	current
Pswpin - Pages swapped in	0	0	0	0
Pswpout - Pages swapped out	0	0	0	0

Memory Page Operations

min max avg current

Memory Page Faults

	min	max	avg	current
Pgfault - Page major and minor fault operations	0.13	21.23 K	94.39	33.00
Pgmajfault - Major page fault operations	0	0.67	0.00	0
Pgminfault - Minor page fault operations	0.13	21.23 K	94.39	33.00

Memory Detail Vmstat Counters *(17 panels)*

System Detail

Context Switches / Interrupts

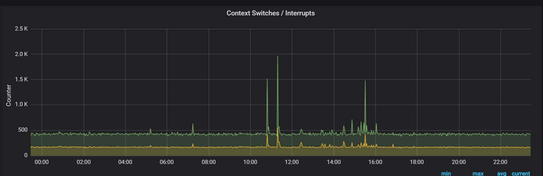

	min	max	avg	current
Context switches	381	1.966 K	434	420
Interrupts	148	542	170	162

System Load

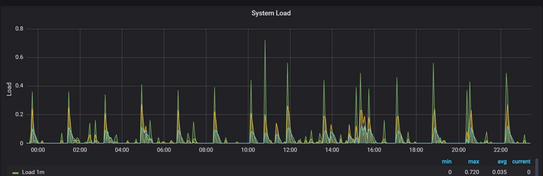

	min	max	avg	current
Load 1m	0	0.720	0.035	0
Load 5m	0	0.270	0.030	0
Load 15m	0	0.120	0.017	0

Interrupts Detail

min max avg current

File Descriptors

	min	max	avg	current
Maximum open file descriptors	1.024 K	1.024 K	1.024 K	1.024 K
Open file descriptors	7	7	7	7

Entropy

	min	max	avg	current
Entropy available to random number generators	2	268	108	192

Processes State

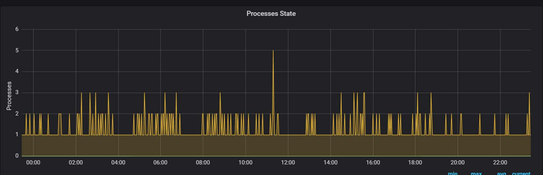

	min	max	avg	current
Processes blocked waiting for I/O to complete	0	0	0	0
Processes in runnable state	1.00	5.00	1.21	1.00

Processes Forks

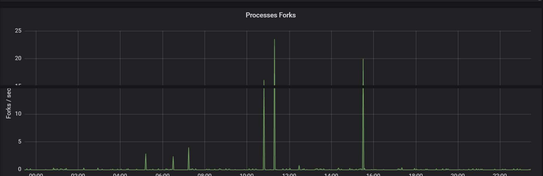

	min	max	avg	current
Processes forks second	0	23.47	0.12	0.13

Processes Memory

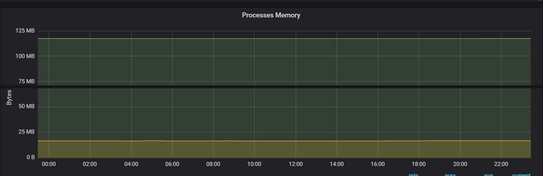

	min	max	avg	current
Processes virtual memory size in bytes	117.3 MB	117.3 MB	117.3 MB	117.3 MB
Processes resident memory size in bytes	16.3 MB	16.7 MB	16.6 MB	16.7 MB

Time Syncronized Status

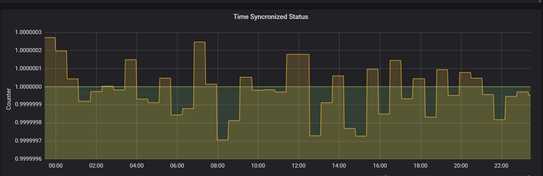

	min	max	avg	current
Is clock synchronized to a reliable server (1 = yes, 0 = no)	1.000000000	1.000000000	1.000000000	1.000000000
Local clock frequency adjustment	0.999999706	1.000000271	0.999999982	0.999999954

Time Syncronized Drift

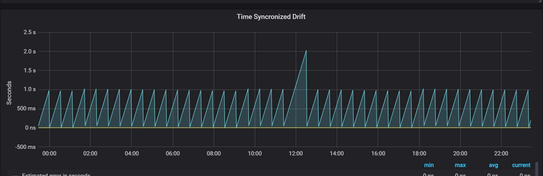

	min	max	avg	current
Estimated error in seconds	0 ns	0 ns	0 ns	0 ns
Time offset in between local system and reference clock	-2 ms	1 ms	-14 µs	-23 µs
Maximum error in seconds	0 ns	2.026 s	533 ms	199 ms

Hardware temperature monitor

min max avg current

Disk Detail

Disk IOps Completed

	min	max	avg	current
vda - Reads completed	0 iops	37 iops	0 iops	0 iops
vda - Writes completed	0 iops	51 iops	4 iops	1 iops

Disk R/W Data

	min	max	avg	current
vda - Read bytes	0 Bs	1.115 kBs	3 kBs	0 Bs
vda - Written bytes	6 kBs	528 kBs	26 kBs	14 kBs

Disk R/W Time

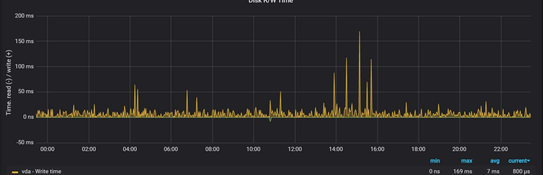

	min	max	avg	current*
vda - Write time	0 ns	169 ms	7 ms	800 µs
vda - Read time	0 ns	8 ms	23 µs	0 ns

Disk IOs Weighted

	min	max	avg	current*
vda - IO time weighted	0 ns	157 ms	6 ms	7 ms

Disk R/W Merged

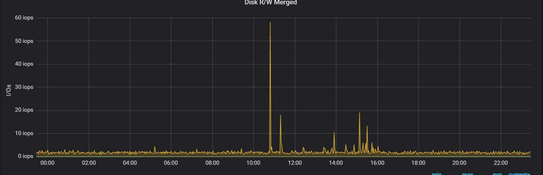

	min	max	avg	current*
vda - Write merged	1 iops	58 iops	2 iops	2 iops

Time Spent Doing I/Os

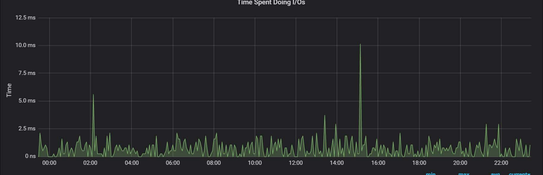

	min	max	avg	current*
vda - IO time	0 ms	10.1 ms	720 µs	1.1 ms

Disk IOs Current in Progress

min max avg current*

Open Error File

	min	max	avg	current
Textfile scrape error (1 = true)	0	0	0	0

Network Sockstat

Sockstat TCP

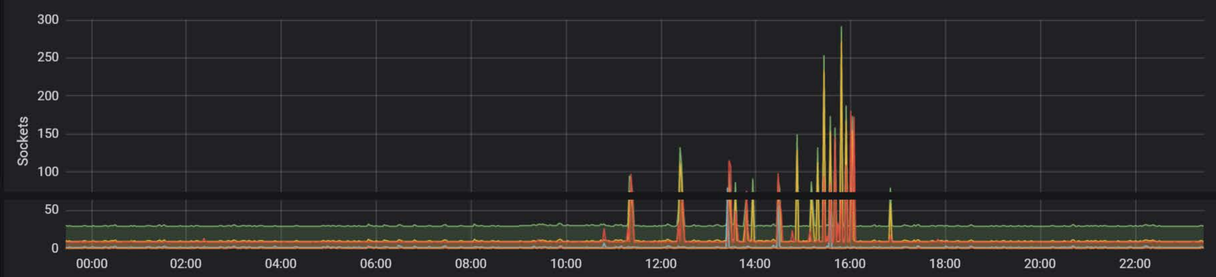

	min	max	avg	current
TCP_alloc - Allocated sockets	29	291	33	29
TCP_inuse - Tcp sockets currently in use	9	271	13	9
TCP_mem - Used memory for tcp	1	79	2	1
TCP_orphan - Orphan sockets	0	2	0	0

Sockstat UDP

	min	max	avg	current
UDPLITE_inuse - Udplite sockets currently in use	0	0	0	0
UDP_inuse - Udp sockets currently in use	1.000	1.000	1.000	1.000
UDP_mem - Used memory for udp	1.000	1.000	1.000	1.000

Sockstat Used

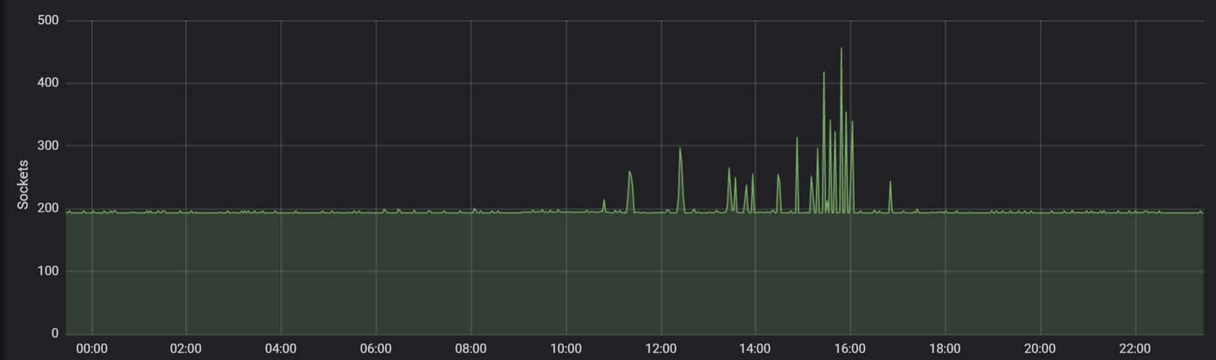

	min	max	avg	current
Sockets_used - Sockets currently in use	194	456	198	194

Sockstat Memory Size

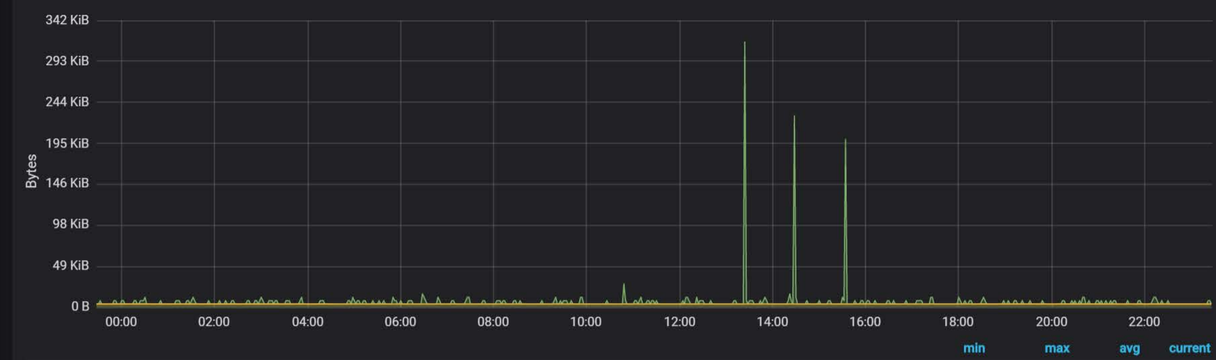

	min	max	avg	current
TCP_mem_bytes -	4.0 KiB	316.0 KiB	6.3 KiB	4.0 KiB
UDP_mem_bytes -	4.0 KiB	4.0 KiB	4.0 KiB	4.0 KiB

Sockstat FRAG / RAW

	min	max	avg	current
FRAG_inuse - Frag sockets currently in use	0	0	0	0
FRAG_memory - Used memory for frag	0	0	0	0
RAW_inuse - Raw sockets currently in use	0	0	0	0