



Guía de Aplicación Working Holiday

WORKING HOLIDAY NUEVA ZELANDA - VISA ONLINE (2015)

Esperamos hayas leído las **101 Preguntas Frecuentes**. Si no revisa www.abroadnz.com

El registro en la Web de Immigration NZ (este paso puede ser realizado en cualquier momento antes del día de la aplicación a la WH)

El registro se hace en www.immigration.govt.nz . Si la web no carga correctamente prueben usando un navegador distinto. (IE, Mozilla, Chrome, etc)

Hacer clic en “Log in to apply online”

IMMIGRATION NEW ZEALAND

Ask a question Contact us Find a branch

Home >

Applying for a Work, Student or Visitor visa? **Do it online...**

Apply now

Apply now

- Apply online for a work, student, visitor or skilled migrant visa
- Get application forms
- Find fees and where to send your application

Find a visa

- Work, live, study, or invest in New Zealand
- Use Visa Options Check to find a visa
- Australians and nationals of visa waiver countries: visa requirements

Live and work

- Why choose New Zealand?
- Job prospects and tips on finding work
- Local information and support for new migrants
- Videos of recent migrants

Log in to apply online

I want to...

Visa Options Check

Answer a few simple questions to point you in the right direction

Quick links

- Office and fees finder
- Report immigration fraud
- Report migrant exploitation
- Scam alerts

For employers in New Zealand

- Find out about employing workers

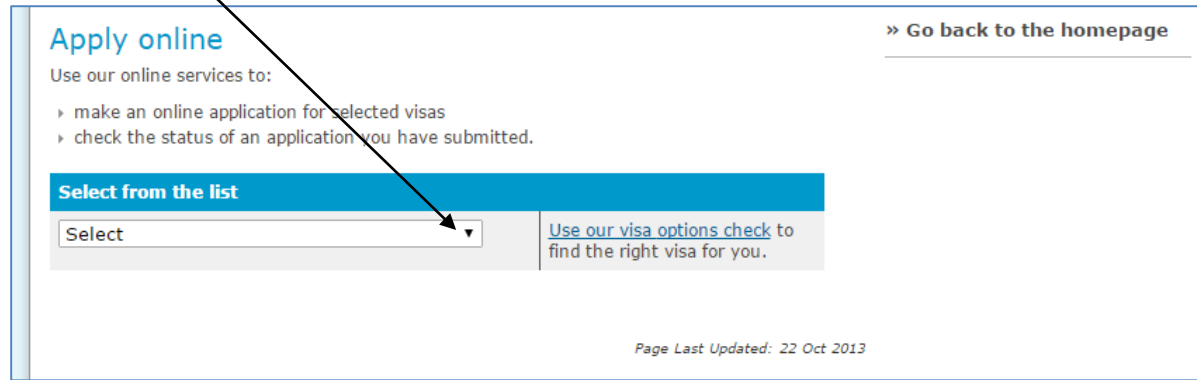
Business services

- Information for agencies and organisations who work with us

Plan your move

- Try NZ Ready, our free online planning tool. It will help you build a

En la siguiente ventana hacer clic en **Select**



Apply online » [Go back to the homepage](#)

Use our online services to:

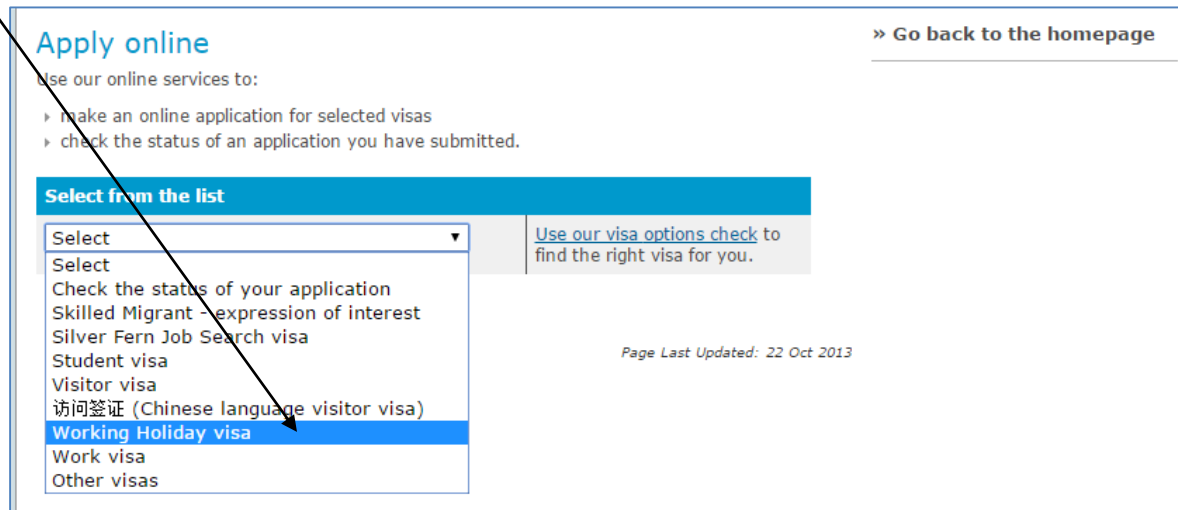
- › make an online application for selected visas
- › check the status of an application you have submitted.

Select from the list

Select [Use our visa options check](#) to find the right visa for you.

Page Last Updated: 22 Oct 2013

Y elegir **Working Holiday Visa** haciendo clic



Apply online » [Go back to the homepage](#)

Use our online services to:

- › make an online application for selected visas
- › check the status of an application you have submitted.

Select from the list

Select
Select
Check the status of your application
Skilled Migrant - expression of interest
Silver Fern Job Search visa
Student visa
Visitor visa
访问签证 (Chinese language visitor visa)
Working Holiday visa
Work visa
Other visas

Page Last Updated: 22 Oct 2013

Apply online

Use our online services to:

- › make an online application for selected visas
- › check the status of an application you have submitted.

Select from the list

Working Holiday visa ▼

[Use our visa options check](#) to find the right visa for you.

[» Go back to the homepage](#)

Apply for a Working holiday visa

- › Before you start your application, make sure you have all the correct information on hand.
- › Check the following information is exactly the same in your passport as in your application:
 - name,
 - date of birth
 - passport number and its expiry date - do not use your national identity number.
- › You must only use letters from the English alphabet when completing your online application. If your name contains non-English letters, copy the English spelling of your name from the machine-readable zone that appears at the bottom of the bio data page of your passport (the machine readable zone starts with << and ends with >>). E.g. if your name contains the non-English letter 'ö', it will appear as 'oe' in the machine-readable zone.
- › You must only apply for the working holiday scheme (WHS) from the same country as the passport you will use to travel to New Zealand. E.g. if you intend to travel to New Zealand on a Taiwan passport, you can only apply for the Taiwan WHS.
- › You should not practise applying under WHSs of other countries. Applying for a WHS of a country that you do not hold a passport for will result in your application being declined and may be viewed as providing false and misleading information which may adversely affect any future visa applications you make.

New users

To get started, you need to [create an account](#).

Login

User name

Password

Login

Leer la información que hay bajo
Apply for a Working Holiday Visa

Se deben usar letras del alfabeto INGLÉS. No usen acentos, Ñ o cualquier otro símbolo en sus nombres que no corresponda al alfabeto inglés.

Se debe aplicar a la WH del país de tu pasaporte que usarás para entrar a NZ

No se debe practicar aplicando a la WH de otros países. Hacer esto podría resultar en la cancelación de tu aplicación y al estar entregando información falsa una aplicación a una futura visa puede verse afectada.

Hacer clic en **create an account**

Se abrirá la siguiente ventana

When you are registered for Online Services you can customise your homepage and save references and links to resources you want to access quickly. You will also have access to:

- Expression of Interest - where you can register your interest in migrating to New Zealand as a Skilled Migrant
- Working Holiday Scheme - where you can apply for a working holiday visa.

Already Registered?

Return to the main window to log in.


About Your User Name and Password

It's important that you remember your User name and Password because you will need to use these details each time you want to access the services on the site. So choose something that you will remember.

You could lose access to your personal information if you can't provide the correct User name. You will also be responsible for any incorrect or unauthorised use of your User name and Password. Find out more about our [Terms of Use](#).

About your Email Address

Please select an email address that you will have access to during your application. We will use it to contact you about your application and you will need it if you want to change your Password.



Puedes hacer clic en **Term of Use** para ver los términos del uso de la web

Continúa en la siguiente página...

Continuación... **Todos los cuadro con asterisco rojo (*) son obligatorios.**

All fields with an asterisk * must be completed.

Registration Details

First Name (as shown in passport): *

Family Name (as shown in passport): *

Email Address: *
e.g. name@company.co.nz

Enter a User Name: *

Enter a Password: *

*The password you choose:
Must be of at least 7 and no greater than 15 characters
Must contain a combination of at least one character from a minimum of three different character sets:*

- lowercase letters (a-z)
- uppercase letters (A-Z)
- digits (0-9)
- any punctuation or special character from your keyboard

For example: Joe4965, welc0mE!, 56\$alpha.

Confirm your Password: *

Select a Secret Question: *

Enter the answer to the selected secret question *

By registering to use this service, you agree to the [Terms of Use](#) as outlined *

Acepto Terminos y Condiciones

**Nombres
Apellidos
Correo Electrónico**

**Usuario
Clave**

NOMBRES Y APELLIDOS TAL COMO APARECEN EN EL PASAPORTE. RECUERDA EVITAR ACENTOS, Ñ Y OTROS SÍMBOLOS

**La clave debe tener al menos 7 y no más de 15 caracteres
Debe tener al menos 3 de las siguientes opciones:**

- Una letra minúscula
- Una letra mayúscula
- Un número
- Un signo de puntuación o carácter especial del teclado

Confirma la clave

Selecciona una de las preguntas secretas

Escribir la respuesta a esa pregunta secreta

Después de completar todos debes presionar REGISTER con el mouse.


REGISTER

En la última parte aceptas los **Términos y Condiciones de Uso** de la Web de Immigration NZ. Esta parte es bastante importante, sobre todo por el siguiente párrafo:

“For the avoidance of doubt, the use of automated tools (including the use of scripts, web-crawlers, robots or screen-scrapers) to access, attempt access, or in any way applied to the Working Holiday Online Services is unauthorised.”

No uses programas o softwares de llenado automático del formulario porque podría crearte problemas y el rechazo de la visa (ya han ocurrido casos)

Luego aparecerá la siguiente ventana y recibirán un **email de confirmación**, revisen su email.

 <https://www.immigration.govt.nz/registration/default.aspx>

Thank you for registering with this website.

We have sent a message to your email address confirming your registration.

Recuerda revisar tu **SPAM – Correo no deseado** del email, aquí se muestra lo que recibirán

onlineservices@dol.govt.nz

This is an automated message. Please do not reply.

Dear **NOMBRE**,

Your registration as **USUARIO** for Immigration New Zealand Online Services is now complete.

You can now use Online Services to customise your homepage, and save references and links to resources you want to access quickly. It also provides access to:

- Expression of Interest - where you can register your interest in migrating to New Zealand as a Skilled Migrant.
- Working Holiday Scheme - where you can apply for a working holiday visa.
- Silver Fern Job Search application - where you can apply for a Silver Fern Job Search visa.

To manage your homepage and access these tools, log in to Online Services at: <https://www.immigration.govt.nz/secure/default.htm>.

NEED HELP?

Visit our website www.immigration.govt.nz/fags/ and search our information database or submit a question.

If you are in New Zealand, you can also phone the Immigration Contact Centre toll free on 0508 55 88 55 or 09 914 4100.

Immigration Officers are available to help between 7am and 7pm (NZ Time) Monday to Friday, excluding New Zealand public holidays.

Kind regards,

Immigration New Zealand, a Service of the Ministry of Business, Innovation and Employment.

www.govt.nz - your guide to finding and using New Zealand government services

Any opinions expressed in this message are not necessarily those of the Ministry of Business, Innovation and Employment. This message and any files transmitted with it are confidential and solely for the use of the intended recipient. If you are not the intended recipient or the person responsible for delivery to the intended recipient, be advised that you have received this message in error and that any use is strictly prohibited. Please contact the sender and delete the message and any attachment from your computer.

La Postulación a la Visa. Entrar en el link que les envían en el email <https://www.immigration.govt.nz/secure/default.htm> y aparece la siguiente ventana

En esta ventana hacen clic en **Select** y seleccionan la opción **Working Holiday Visa**

Apply online

Use our online services to:

- › make an online application for selected visas
- › check the status of an application you have submitted.

Select from the list

Select [Use our visa options check to find the right visa for you.](#)

- Select
- Check the status of your application
- Skilled Migrant - expression of interest
- Silver Fern Job Search visa
- Student visa
- Working Holiday visa**
- Other visas

Page Last Updated: 22 Oct 2013

Luego aparece la siguiente ventana donde escriben su

Nombre de usuario (User name)

Clave (Password)

Luego presionan **LOGIN (USAR MOUSE SIMPRE PARA HACER CLIC)**

Recuerden que deben tener:

- Pasaporte válido por al menos 15 meses desde la fecha estimada que tienes pensado hacer el viaje a NZ
- Tarjeta de crédito con cupo internacional (Visa o Mastercard), puede ser de otra persona sin problemas (mejor tener 2 para emergencias)
- Diccionario ingles - español por si necesitan ayuda
- Una segunda identificación (Tu ID nacional, Licencia de Conducir o Certificado de Nacimiento)

Quienes tengan dudas con las aplicación por favor revisar la sección de **Peguntas Frecuentes** en www.abroadnz.com

Apply online [» Go back to the homepage](#)

Use our online services to:

- › make an online application for selected visas
- › check the status of an application you have submitted.

Select from the list

Working Holiday visa [Use our visa options check to find the right visa for you.](#)

Apply for a Working holiday visa

- › Before you start your application, make sure you have all the correct information on hand.
- › Check the following information is exactly the same in your passport as in your application:
 - name,
 - date of birth
 - passport number and its expiry date - do not use your national identity number.
- › You must only use letters from the English alphabet when completing your online application. If your name contains non-English letters, copy the English spelling of your name from the machine-readable zone that appears at the bottom of the bio data page of your passport (the machine readable zone starts with << and ends with >>). E.g. if your name contains the non-English letter 'ó', it will appear as 'oe' in the machine-readable zone.
- › You must only apply for the working holiday scheme (WHS) from the same country as the passport you will use to travel to New Zealand. E.g. if you intend to travel to New Zealand on a Taiwan passport, you can only apply for the Taiwan WHS.
- › You should not practise applying under WHSs of other countries. Applying for a WHS of a country that you do not hold a passport for will result in your application being declined and may be viewed as providing false and misleading information which may adversely affect any future visa applications you make.

New users
To get started, you need to [create an account.](#)

Login

User name

Password

Login

Luego de hacer clic en **LOGIN** verán aparecer esta ventana


The screenshot shows the Immigration New Zealand website interface. At the top, there is a navigation bar with the logo and the text "IMMIGRATION NEW ZEALAND A SERVICE OF THE DEPARTMENT OF LABOUR". The current time and date are displayed as "In New Zealand, it's 9:41 a.m. on Tuesday 04 October". There are links for "manage favourites", "my application", "print", and "logout". A search bar is present with a "Search" button. The main content area is titled "What can I do in Online Services?" and lists several options: "Check your immigration applications and immigration status in your My Application area (right-hand side)", "Select one of our Online Services (left-hand side)", and "Browse as a registered user". Below this, there is a "Find a visa" section with two columns: "Work" and "Visit". The "Work" column lists "Work and live in NZ permanently", "Work temporarily in New Zealand", and "Working holidays". The "Visit" column lists "Who doesn't need a visitor visa?", "Get a visitor visa", and "Rugby World Cup 2011 visitors". On the right side, there are sections for "My favourites", "My pages", "I want to..." (with a dropdown menu and a "Go" button), "What are my visa options?" (with a link to "Answer a few simple questions to point you in the right direction"), "Are you already in New Zealand?", "Application forms and guides", "Fees", "Latest news", and "Make this page my Homepage".

Annotations on the screenshot include:

- A box labeled "Nombre – Apellido aplicante" pointing to the search bar.
- A box labeled "SU NOMBRE" pointing to the search bar.
- A box labeled "FECHA-HORA EN NZ" pointing to the time and date display.
- A box labeled "CLIC EN WORKING HOLIDAY PARA APLICAR A LA WH" pointing to the "Working Holiday" link in the "Online Services" menu.
- An arrow pointing from the "Working Holiday" link in the "Online Services" menu to the "Working holidays" link in the "Work" section.

Para postular a la WH hacer click donde aparece **Working Holiday**

Aparece la siguiente ventana.

 <https://www.immigration.govt.nz/WorkingHoliday/>

 Working Holiday Schemes Online

Home

[Get help for this page](#) | [Terms and Conditions](#) | [Close Window](#)

Hello 

Welcome to the Working Holiday Schemes Online homepage.

Only passport holders from the following countries can use this service:

Argentina	Denmark	Italy	Philippines	Thailand
Austria	Estonia	Japan	Poland	Turkey
Belgium	Finland	Latvia	Singapore	United Kingdom
Brazil	France	Malaysia	Slovakia	United States of America
Canada	Germany	Malta	Slovenia	Uruguay
Chile	Hong Kong SAR	Mexico	South Korea	Vietnam
China	Hungary	Netherlands	Spain	
Croatia	Ireland	Norway	Sweden	
Czech Republic	Israel	Peru	Taiwan	

Please ensure you can meet the [requirements for your country's working holiday scheme](#). (Once you have read these, close down the popup window and return to this screen).

Applying for a working holiday visa

You need to read the [Terms and Conditions for Working Holiday Schemes Online](#) before you begin your application.

For all schemes that require online payment you will need to have a Visa or Mastercard credit card; or a Visa or Mastercard debit card to pay for your application. If you do not have one of these cards, you may not be able to use this service.

You can save your application details at any time and complete or edit them at a later date.

If you decide not to submit your application, you can delete it.

Once you have submitted your application, you may be asked to provide further information and we may ask you to attend an interview.

You need to see if there are places still available under your working holiday scheme. If places are available you will be able to access the online application form.

Please note that there are limited places available for some schemes.

You secure your place by submitting your application. When payment is needed online payment must be completed.

Any delay may mean available places are filled.

Please select your country from the list below and click the OK button.

Select an option  

Debes escoger el **país al que aplicas** (el de tu pasaporte) y luego presionan **OK (con el mouse)**

Luego verán esto

Working Holiday Schemes Online

Home

Working Holiday Scheme status for : **Scheme is available**

To apply to come to New Zealand under the selected Working Holiday Scheme click the Apply Now button below.
By clicking the Apply Now button you confirm that you have read and accepted the [Terms and Conditions](#).

To return to the Working Holiday Homepage click [here](#).

© 2003 Immigration New Zealand. All rights reserved. Version 19.0.3.7.

APPLY NOW

Verifiquen que en la ventana aparece el país correcto. Presionar **APPLY NOW**

LOS ASTERISCOS ROJOS INDICAN PREGUNTAS OBLIGATORIAS.

Luego viene la sección de datos personales. **Personal Details**. MARQUEN SIEMPRE ESTA VENTANA PARA QUE EL SISTEMA MUESTRE CUANDO HAY ERRORES

Personal Details

PREVIOUS SAVE COMPLETE LATER NEXT

* indicates a mandatory field.
 Display mandatory field error messages

The section is incomplete and/or contains errors.
Section is complete and has no errors.

Personal Health Character Working Holiday Specific

Personal Details Identification Occupation Details

You should complete all of the pages in this section before proceeding to the next section.
The information about you is collected to determine your eligibility for a work visa or permit under a Working Holiday Scheme.

Family name (as in passport) *

Given name 1 (as in passport) *

Given name 2 (as in passport)

Given name 3

Please state any other names you are or have ever been known by.

Preferred title Select an option

Other (please specify)

Gender Select an option *

Date of birth -- -- -- *

Country of birth Select an option *

Apellidos

Nombres

Género (Male = Masculino, Female = Femenino)

Fecha de Nacimiento

País de Nacimiento

Address

IMPORTANT NOTE - If you are currently in New Zealand you MUST state a New Zealand address. If you are overseas you MUST state an overseas address.

Street Number

Street Name *

Suburb

City *

Province/State

PIN/ZIP code

Country *

Nombre de la calle

Ciudad

País

Si están en NZ deben escribir la información de donde viven en NZ

Contact Details

(Please provide the telephone numbers at which you can be contacted).

Phone (daytime)
(CountryCode AreaCode TelephoneNumber e.g. 64 4 1234567)

Phone (night)
(CountryCode AreaCode TelephoneNumber e.g. 64 4 1234567)

Phone (mobile)
(CountryCode NetworkCode TelephoneNumber e.g. 64 21 1234567)

Fax

Email address *
(this address will be used to contact you about this application).

Are you represented by an [immigration adviser](#)? *

Communication method *

Do you have a Visa or MasterCard card available for payment? *

Email

Responder

Email

Escoger

Visa o Mastercard

Important - please check the information you have entered carefully to ensure it is correct before going to the next section.

Si tienen alguna duda pueden Guardar (**SAVE**) o Completar más tarde (**COMPLETE LATER**). Luego de que todos los datos estén bien presionan **NEXT**

Luego verán la segunda parte de sus detalles personales, **Identification**

MARQUEN SIEMPRE ESTA VENTANA PARA QUE EL SISTEMA MUESTRE CUANDO HAY ERRORES

Identification

PREVIOUS SAVE COMPLETE LATER NEXT

* indicates a mandatory field.

Display mandatory field error messages

The section is incomplete and/or contains errors.
Section is complete and has no errors.

Personal Health Character Working Holiday Specific

Personal Details Identification Occupation Details

You should complete all of the pages in this section before proceeding to the next section.

The information about you is collected to determine your eligibility for a work visa or permit under a Working Holiday Scheme.

Passport Details

Please enter the details of the passport you intend to use to travel to New Zealand. Please ensure your details are correct as this information will be used to determine your entitlement to board a flight to come to, or return to New Zealand and if the details are not correct you will not be given permission to travel to New Zealand. Your information will not be shared with airline check-in agents, however a boarding message will be returned to the airline check-in agent based on the personal information you have supplied in this section.

If you are already in New Zealand please enter details of the passport you currently hold.

Passport Number

Please re-enter Passport Number

Citizenship of Passport **PAIS**

Passport Expiry Date

Número de Pasaporte. Sin puntos ni guiones, solo números y letras

Número de Pasaporte nuevamente

Aparecerá su País por defecto

Fecha de vencimiento de su pasaporte

Luego deberán tener **una segunda identificación** (Licencia de Conducir, Certificado de Nacimiento o tu ID Nacional)

Second Form of Identification

Please enter the details of another Form of Identification you would be able to produce to prove your identity.

Identification Type * ←

Date Document was Issued * ←

Expiry Date of Document (Where applicable) ←

Deben escoger una segunda identificación para la postulación
Fecha de entrega del documento
Fecha de vencimiento del documento, si es que tiene

Important - please check the information you have entered carefully to ensure it is correct before going to the next section.

Luego presionan **NEXT** y verán la ventana **Occupation Details**.

ESTA SECCION NO ES OBLIGATORIA, es solo estadística

Occupation Details

* indicates a mandatory field.

Display mandatory field error messages

The section is incomplete and/or contains errors.
 Section is complete and has no errors.

Personal Health Character Working Holiday Specific

[Personal Details](#) [Identification](#) [Occupation Details](#)

You should complete all of the pages in this section before proceeding to the next section.

The information about you is collected to determine your eligibility for a work visa or permit under a Working Holiday Scheme.

Occupation details – please enter details of the main occupation in which you are qualified or normally work. If you complete this section we can advise you of workplace vacancies that may be of specific interest to you.

Industry

Please enter part or all of your workplace's main activity in the search box below to return a list of matching industries and click the search button. Then select the one that most closely matches your industry. Or you can view a [full list](#) to find the industry yourself.

Selected Value:

Occupation

Please enter part or all of your job name in the search box below to return a list of matching occupations and click the search button. Then select the one that most closely matches your occupation. Or you can view the [full list](#) to find the occupation yourself.

Selected Value:

PLEASE NOTE: Your main occupation is the job you spent most hours doing in the last 12 months. If you have not worked in the last 12 months, please state your previous occupation. If you have not worked for the past five years or more, please select "Not Stated".

Important - please check the information you have entered carefully to ensure it is correct before going to the next section.

Luego presionan **NEXT**

ESTA SECCION NO ES OBLIGATORIA. ES SOLO ESTADISTICA

Verán la ventana **Health Page**. **MARQUEN SIEMPRE ESTA VENTANA PARA QUE EL SISTEMA MUESTRE CUANDO HAY ERRORES**

Working Holiday Schemes Online

Home Terms and Conditions Close Window

Health Page

PREVIOUS SAVE COMPLETE LATER NEXT

* indicates a mandatory field.
 Display mandatory field error messages

✖ The section is incomplete and/or contains errors
✔ Section is complete and has no errors.

✖ Personal **✖** Health **✖** Character **✖** Working Holiday Specific

This section will help us determine whether you will meet our health requirements.

Before completing these questions you must read our [Health requirements leaflet \(NZIS 1121\)](#). This leaflet will tell you about the requirements you may be required to complete to have this application considered.

Do you have a medical condition that requires, or may require, renal dialysis during your intended stay in New Zealand? *

Do you have active tuberculosis (TB)? *

Do you have any of the following medical condition(s):

- Cancer *
- Heart disease *
- A mental, physical or intellectual disability *

Do you have any medical condition(s) that currently requires, or may require during your intended stay in New Zealand:

- Hospitalisation *
- Residential care (residential care is long-term care provided in a live-in facility such as a facility for people with a physical or psychiatric disability and includes 24 hour supervision) *

Responder YES –NO

Si responden **YES** a alguna de estas preguntas tendrán que responder el cuadro de más abajo.

A responder con sinceridad.

La primera pregunta (**Are you pregnant? YES - NO**) es para mujeres, a los hombres no les aparece la pregunta a menos que se equivoquen y escojan **FEMALE**. Si están embarazadas les niegan la visa.

The screenshot shows a web form with the following elements:

- Question: "Are you pregnant?" with a dropdown menu "Select an option" and an asterisk.
- Instruction: "If you answered 'yes' to any of the questions above please provide details (you may be required to provide further information on your medical condition)." followed by a large empty text box.
- Question: "In the five years prior to this application, have you spent (lived in and/or visited) a combined total of 3 months in any country or countries NOT considered to be [low risk for TB](#)." with a dropdown menu "Select an option" and an asterisk.
- Text: "If you are a passport holder of a country NOT considered low risk for TB you may be required to submit an x-ray certificate when you submit this application."
- Text: "If you can prove that you have not lived in or visited that country you may be eligible for exemption. Do you wish to be considered for an exemption on this basis?" with a dropdown menu "Select an option".
- Text: "Please provide details:" followed by another large empty text box.
- Footer: "Important - please check the information you have entered carefully to ensure it is correct before going to the next section." and buttons for "PREVIOUS", "SAVE", "COMPLETE LATER", and "NEXT".

A callout box on the right side of the form contains the following text:

Si respondieron **YES** a alguna de las preguntas anteriores tendrán que responder en este cuadro.

Aquí preguntan si en los últimos 5 años estuvieron en total 3 meses o más en uno de los países que no aparece en la lista de **Bajo Riesgo** (es decir, en un país de alto riesgo). **Debes escoger YES o NO de acuerdo a su situación.**

Revisen la lista presionando [low risk for TB](#)

(Puede ser tiempo combinado, sumando un mes aquí, un mes allá, unas semanas aquí y otros días por allá, el total)

Luego presionan **NEXT**

Si responden **YES**, porque estuvieron 3 meses o más, o vienen de un país de Alto Riesgo, deben enviar el informe de **Rayos-X de Tórax** a Immigration NZ (sin enviar esto la visa no es aprobada). Mayores detalles ver la web.

Aquí está la lista de países de bajo riesgo de Tuberculosis.
<http://glossary.immigration.govt.nz/LowTBRiskCountry.htm>

Si aplican con pasaporte de un país de la lista, viven en ese país y nunca han salido al extranjero, o si han salido solo han estado en países que aparecen en la lista no hay nada que enviar.

Este es el punto que a veces complica, así que respondan con cuidado

Ahora seguimos con Character. **MARQUEN SIEMPRE ESTA VENTANA PARA QUE EL SISTEMA MUESTRE CUANDO HAY ERRORES**

Working Holiday Schemes Online

Home Terms and Conditions Close Window

Character

PREVIOUS SAVE COMPLETE LATER NEXT

* indicates a mandatory field.

Display mandatory field error messages

✖ The section is incomplete and/or contains errors
✔ Section is complete and has no errors.

✖ Personal ✖ Health ✖ **Character** ✖ Working Holiday Specific

This section will help us determine whether you are acceptable on character grounds for a visa or permit.

Have you ever been convicted of any offence for which you have been sentenced to a term of imprisonment of 5 years or more, or for an indeterminate period capable of running for 5 years or more? *

Have you, in the 10 years preceding this application, ever been convicted of any offence for which you have been sentenced to imprisonment for a term of 12 months or more, or for an indeterminate period capable of running for 12 months or more? *

Do you have a New Zealand removal order in force against you? *

Have you ever been deported from New Zealand or any other country? *

If yes, please advise the date of your deportation and the country from which you were deported:

Date

Country

Aquí preguntan si han tenido problemas con la ley. Si han estado en la cárcel por más de 5 años. Si han estado en la cárcel por 12 meses o más en los últimos 10 años. Si han sido deportados de NZ u otro país. **Respondan a todo de acuerdo a sus situaciones personales (YES/NO).**

Luego vienen otras preguntas del mismo estilo.

Have you been	Han sido acusados de algo (legalmente hablando)	YES/NO	Select an option *
<ul style="list-style-type: none">Charged	Han sido convictos	YES/NO	Select an option *
<ul style="list-style-type: none">Convicted	Han estado bajo investigación	YES/NO	Select an option *
<ul style="list-style-type: none">Under investigation			
for any offence(s) against the law in any country; or	Rechazada la entrada a algún país	YES/NO	Select an option *
<ul style="list-style-type: none">Excluded from or refused entry to	Pedida la salida de algún país	YES/NO	Select an option *
<ul style="list-style-type: none">Removed from or asked to leave			
any country?			
If yes please provide details	Si responden YES a alguna pregunta deben llenar al siguiente cuadro		
<input type="text"/>			

Important - please check the information you have entered carefully to ensure it is correct before going to the next section.

[PREVIOUS](#) [SAVE](#) [COMPLETE LATER](#) [NEXT](#)

Una vez terminado presionan **NEXT**

Ahora seguimos con Working Holiday Specific.

Aquí hay 2 situaciones. Aplicando desde fuera de NZ y Aplicando desde NZ

1. APLICANDO DESDE FUERA DE NZ. Debes responder de acuerdo a sus situaciones.

MARQUEN SIEMPRE ESTA VENTANA PARA QUE EL SISTEMA MUESTRE CUANDO HAY ERRORES

The screenshot shows the 'Working Holiday Specific' section of the 'Working Holiday Schemes Online' application. The page has a blue header with 'Working Holiday Schemes Online' and 'Home' on the left, and 'Terms and Conditions' and 'Close Wind' on the right. Below the header, there are navigation buttons: 'PREVIOUS', 'SAVE', 'COMPLETE LATER', and 'NEXT'. A legend indicates that a red asterisk (*) denotes a mandatory field, and a red 'X' icon indicates an incomplete section, while a green checkmark indicates a complete section. The 'Working Holiday Specific' section is currently marked as incomplete. The form contains several questions with corresponding input fields:

- Have you ever been issued a visa or permit under a New Zealand Working Holiday Scheme before? (Dropdown menu)
- Do you have sufficient funds available for your Working Holiday in New Zealand? Check the amount of funds you will need [here](#). (Dropdown menu)
- Please enter the date you intend to travel to New Zealand (Date picker)
- Have you been to NZ before? (Dropdown menu)
- If yes, when? (Date picker)
- Do you have sufficient funds to purchase an outward ticket when you are due to leave New Zealand? (Dropdown menu)
- Do you meet the [specific requirements](#) for the scheme you are applying for? (Dropdown menu)

Red arrows point from the Spanish text in the box to the dropdown menus and date pickers. A red box highlights the following questions and their corresponding input fields:


- Has tenido una WH de NZ antes?
- Tienes suficiente dinero disponible para tu WH? (ver cuadro más abajo)
- Fecha que tienen pensado viajar (pueden escribir una fecha aprox.)
- Has estado en NZ antes? YES/NO (YES) Cuando estuvieron en NZ
- Tienes suficiente dinero para comprar un pasaje de salida al final de la WH?
- Cumples los requisitos especiales? (ver cuadro más abajo)

At the bottom of the form, there is a red warning: 'Important - please check the information you have entered carefully to ensure it is correct before going to the next section.' Below this are the 'PREVIOUS', 'SAVE', 'COMPLETE LATER', and 'NEXT' buttons.

Antes de seguir leer las observaciones más abajo. Una vez terminado esta ventana presionan **SAVE** y luego **NEXT**.

Observaciones:

- **Quienes ya tuvieron la WH no pueden volver a aplicar.** Si ponen NO a la pregunta porque postulan de nuevo con un pasaporte de otro país lo hacen bajo su propia responsabilidad. Immigration NZ tiene registro de los datos personales de cada persona que entra a NZ.
- La **fecha de viaje es solo estimada** y no implica tener que viajar en esa fecha, es solo una pregunta. Si tu pasaporte es válido justo por 15 meses debes escribir una fecha muy cercana al día que llenas esta aplicación.
- El siguiente cuadro explica lo de **Sufficient funds** (el dinero disponible)



IMMIGRATION NEW ZEALAND A SERVICE OF THE DEPARTMENT OF LABOUR | Close Window Close Window

Forms Help

Sufficient funds

To meet the funds requirement you need to have sufficient funds to support yourself for the length of your stay in New Zealand. How long you are able to stay in New Zealand and the amount of funds you need depends on the agreement we have with the government of your Working Holiday Scheme country. Look for your country below and the corresponding funds requirement.

Country	Minimum funds required
Malaysia, Singapore	\$2,250 total funds
Thailand	\$7,000 total funds
United Kingdom	\$350 per month of stay
All other countries	\$4,200 total funds

Evidence of funds can be:

- cash
- travellers cheques
- bank drafts
- a recognised credit card with sufficient available credit.

Please note that you may be asked to produce evidence of sufficient funds before or on your arrival in New Zealand.

- El siguiente link explica **Specific requirements** (los requisitos especiales de cada país)
<http://formshelp.immigration.govt.nz/onlineservices/whonline/specialcountry>

2. APLICANDO DESDE NZ. Las **Observaciones** de la página anterior son para quienes aplican desde NZ también

PREVIOUS SAVE COMPLETE LATER NEXT

* indicates a mandatory field.
 Display mandatory field error messages

The section is incomplete and/or contains errors.
Section is complete and has no errors.

Personal Health Character Working Holiday Specific

IMPORTANT NOTE - The information you have provided indicates that you are currently residing in New Zealand. If this information is NOT correct it is essential that you return to the "Personal Details" Screen and change the country you have selected.

Have you ever been issued a visa or permit under a New Zealand Working Holiday Scheme before? *

Do you have sufficient funds available for your Working Holiday in New Zealand? Check the amount of funds you will need [here](#). *

Do you have sufficient funds to purchase an outward ticket when you are due to leave New Zealand? *

Do you meet the [specific requirements](#) for the scheme you are applying for? *

Has tenido una WH de NZ antes?
Tienes suficiente dinero disponible para tu WH? (ver cuadro página anterior)
Tienes suficiente dinero para comprar un pasaje de salida al final de la WH?
Cumples los requisitos especiales? (ver cuadro página anterior)

Important - please check the information you have entered carefully to ensure it is correct before going to the next section.



PREVIOUS SAVE COMPLETE LATER NEXT

© 2003 Immigration New Zealand. All rights reserved. Version 19.0.3.7.

Antes de seguir leer las observaciones de la página anterior. Una vez terminado esta ventana presionan **SAVE** y luego **NEXT**

Si se fijan en la pestañas (Personal, Health, Character y Working Holiday Specific), todo debiera tener un tic blanco en un círculo verde. Eso significa que la aplicación esta lista para seguir adelante (SUBMIT).

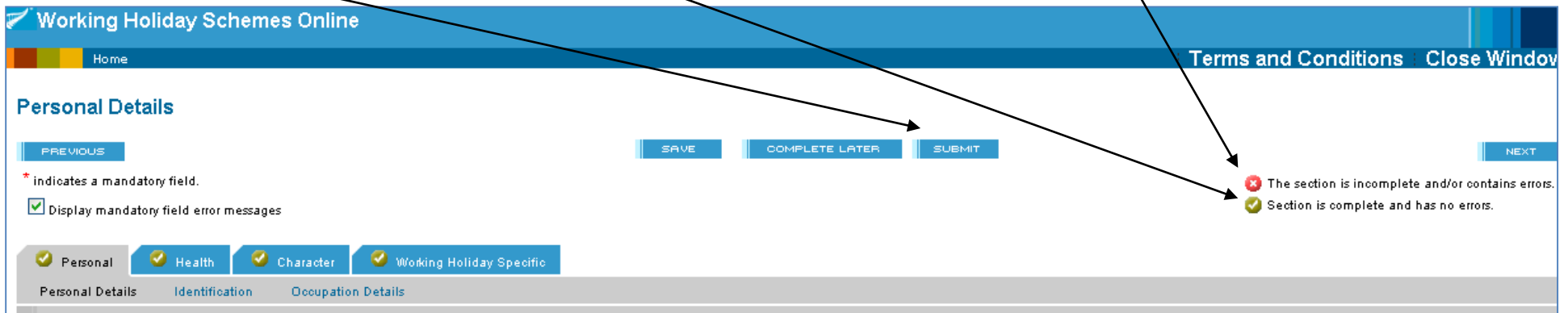
Si al final de completar la sección:

-  - Sale una X blanca en un círculo rojo hay algo mal con la información que entregaron.
-  - Sale un tic blanco en un círculo verde está todo bien.

Si todo sale bien debiera aparecerles la primera ventana nuevamente, como se ve en la página siguiente. El sistema les informara si hay algún error, si lo hay deben revisar y arreglarlo. Un error es detectado si una de las cuatro ventanas aparece con una cruz en un círculo rojo

Si todo está bien aparecerán tics en un círculo verde

Ahora presionen **SUBMIT (si todo está bien)**



Working Holiday Schemes Online

Home

Terms and Conditions Close Window

Personal Details


PREVIOUS SAVE COMPLETE LATER SUBMIT NEXT


* indicates a mandatory field.

Display mandatory field error messages

Personal Health Character Working Holiday Specific

Personal Details Identification Occupation Details

 The section is incomplete and/or contains errors.

 Section is complete and has no errors.

Aparecerá esta ventana. **Aquí deben marcar los cuadros de acuerdo a sus situaciones personales.**

Submit Application

This section must be completed before you can submit the application.

IMPORTANT NOTE - You cannot change the information you have entered in this form after your application has been submitted. Before you complete this section please review the information you have entered in your application carefully to ensure ALL the details are correct.

Make sure you understand the declarations below before you agree to them.

Important

- I understand that if I make any false statements, or provide any [false or misleading information](#), or have changed or altered this form in any material way, my application may be declined, or my [visa or permit](#) may later be revoked. I may also be committing an offence and be liable to prosecution. Yes
- I understand the notes and questions in this form, and I declare the information given is true and complete. Yes
- I understand that between the time that I make this application and the time it is decided, or between the time I am issued with a visa and the time I travel to New Zealand, any relevant matter relating to my application changes, I am obliged to inform the INZ. Yes
- I declare that there are no matters or warrants outstanding, or investigations of any kind, which could have any current or future effect on the assessment of my [good character](#). Yes
- I authorise the INZ to make any enquiries it deems necessary regarding the information provided on this form and to share this information with other Government agencies (including overseas agencies) to the extent necessary to make decisions about my immigration status. I also consent to any organisation providing relevant information to the INZ about me. Yes
- I authorise the INZ to provide information about my state of health and my immigration status to any health service agency. I authorise any health service agency to provide information about my state of health to the INZ. Yes
- I accept that any advice given to me by the INZ before submitting this form was intended to assist me, and acting on that does not mean that my application will be granted. Yes
- I understand that in order to work in certain occupations in New Zealand [registration](#) is required by law. I accept that the grant of a visa or permit does not guarantee that registration will be granted. Yes
- I understand I am responsible for making sure I leave New Zealand before my permit expires and that if I do not I may face removal action. Yes
- I am fully aware of the policy requirements I need to meet. I understand that if it is a condition of the scheme I am applying under I must be able to show evidence that I hold adequate medical/hospitalisation insurance cover for the time I will spend in New Zealand. Yes

Privacy Act

The information about you in this form is being collected to determine whether we will grant you a visa or permit for a Working Holiday in New Zealand. The main recipient of the information is the Immigration New Zealand, but it may also be shared with other Government agencies that are entitled to this information under applicable legislation. In particular, the Ministry of Social Development (Work and Income) may be given information about your personal resources.

This information may also be used to determine your entitlement to board a flight to come or return to New Zealand. Your personal information will not be shared with airline check in agents, however a boarding message will be returned to the airline check in agent based on information you have supplied on this form.

The collection of the information is authorised by the Immigration Act 1987 and the Immigration Regulations made under that Act. The supply of the information is voluntary, but if you do not supply the mandatory information required by the application form, then your application cannot be accepted. You will, if you are in New Zealand, have the right to see the information about you held by the Immigration New Zealand, and to ask for any of it to be corrected if you think that is necessary. The addresses of the Immigration New Zealand can be found on the INZ website at www.immigration.govt.nz

More Information and Advice

You can get more information and advice from:

- New Zealand diplomatic and consular offices.
- Any of our INZ branch offices overseas.
- Any of our INZ branch offices in New Zealand.

Details of all INZ branch offices overseas and in New Zealand and all INZ forms, leaflets, and fee information can be found on our website at www.immigration.govt.nz.

SUBMIT

CANCEL

Una vez terminado presionan **SUBMIT**



Luego del **SUBMIT** aparecerá la ventana donde les dicen que la aplicación está completa. **Application Completed**

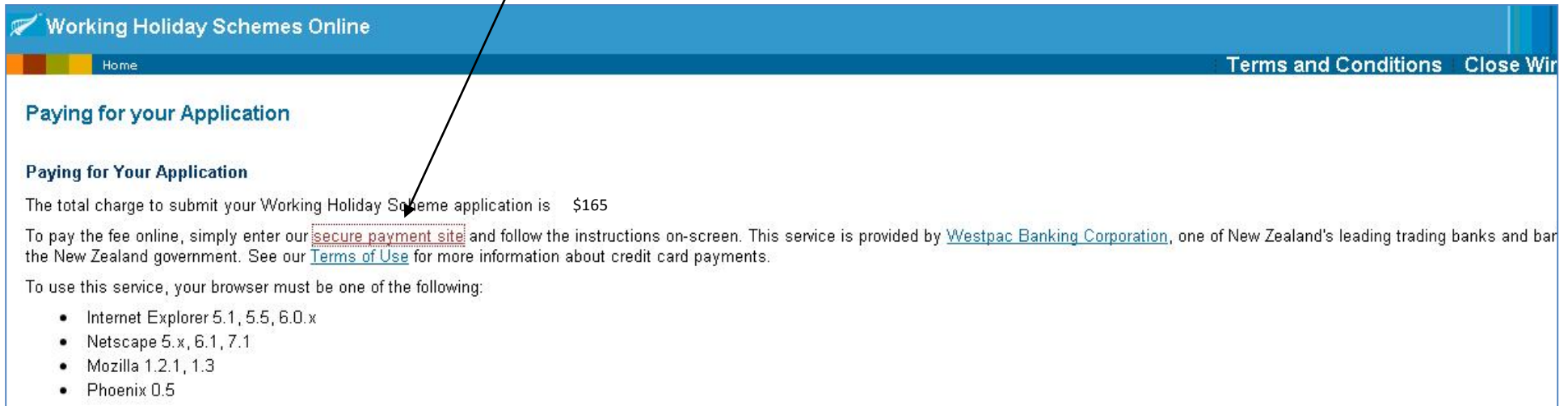
3. El Pago de la Visa

Ahora viene el Pago, para este paso presionan **PAY NOW** (Si no tienen la tarjeta de crédito pueden pagar después presionando en **PAY LATER ONLINE**)



Recuerden que deben tener el cupo suficiente para pagar (unos US\$150). El costo de la visa es de NZ\$165 (vean la equivalencia en internet)

En la siguiente ventana deben presionar **SECURE PAYMENT SITE**



Pasarán a esta ventana, aquí escriben el **nombre de la persona dueña de la Tarjeta de Crédito**, tal como aparece en la tarjeta, luego presionan **OK**

Payment Gateway

Get help for this page Close Window

Payer's Details

Please provide the name of the person who is paying the fee. The name that is provided here will appear on the payment receipt.

Payer Name

Please note:

1. Our online payment service only accepts payments using Visa and MasterCard. It will not accept Diner's or American Express or any Eftpos or Bankcards.
2. Move forward only if you're ready to pay.
3. You'll need to have your credit card details ready before moving to the next screen.
4. **The transaction may take some time. Please ensure that you do not close your browser before payment is completed. Please note that if you are disconnected from the payment site your payment status may not be updated for 20 minutes.**

OK CANCEL

Luego escogen el tipo de Tarjeta que usaran para pagar, **Visa o Mastercard**, hagan clic en la imagen respectiva. Recuerden tener una tarjeta extra en caso de problemas.

Dialect Payments Pty Ltd. - Mozilla Firefox

https://virtual.paymark.co.nz/pay?o=pt&DOID=D37795ABEB30FD9FCE524B8164F03322

Westpac Westpac Internet Payment Solution

Your details will be sent and processed by Westpac New Zealand and will not be disclosed to the merchant.

Merchant name: Immigration - WHS

Select your preferred payment method

Pay securely using SSL+ by clicking on the card logo below:

VISA MasterCard

©2006 Westpac New Zealand Limited

SECURE PAYMENTS POWERED BY DIALECT

Luego introducen el número de la tarjeta (**Card Number**), los 16 números que aparecen en la parte frontal.

Fecha de expiración de la tarjeta (**Expiry Date**) con el siguiente formato 01 / 12 (ejemplo)

Aparecerá el costo de la Visa WH en NZD

Luego presionan **PAY** (Usen el Mouse)

Westpac Westpac Internet Payment Solution

Your details will be sent and processed by Westpac New Zealand and will not be disclosed to the merchant.

Merchant name: Immigration - WHS

Enter your card details

VISA: You have chosen **VISA** as your method of payment. Please enter your card details into the form below and click "pay" to complete your purchase.

Card Number :: [] - [] - [] - []

Expiry Date :: [] / [] month/year

Purchase Amount :: NZD

pay

I hereby authorise the debit to my VISA Account in favour of Immigration - WHS

©2006 Westpac New Zealand Limited

SECURE PAYMENTS POWERED BY DIALECT

Como mi postulación no es real, les dejo el resultado de la postulación y pago de un amigo. Esta ventana es lo siguiente que verán después del pago.

https://www.immigration.govt.nz - New Zealand Immigration Service - Payment Confirmation

Payment Gateway

Get help for this page Close Window

Successful Payment

Thank you.
The payment has been successfully processed. Review the payment details below and print a receipt for your records

Payer Name	XXXXXXXXXXXXXXXXXXXX
Merchant	XXXXXXXXXXXXXXXXXXXX
Transaction Time	XXXXXXXXXXXXXXXXXXXX
Ref No	XXXXXXXXXXXXXXXXXXXX
Amount	XXXXXXXXXXXX
Online Application Number	XXXXXXXXXXXX
Receipt Number	XXXXXXXXXXXX

ACCEPTED

OK **PRINT**

© 2003 New Zealand Immigration Service. All rights reserved. Version 10.0.13.0.

SI NO HEMOS TENIDO PROBLEMAS CON LA TARJETA EL PROCESO DEBERIA HABER SIDO EXITOSO Y DEBERIA APARECER ESTA VENTANA, DONDE APARECE EL LLAMADO 'SUCCESSFUL PAYMENT'

PRESIONAR 'OK' SI QUIERES SEGUIR ADELANTE O 'PRINT' SI QUIERES IMPRIMIR LA PAGINA.

L1150 www.immigration.govt.nz

https://www.immigration.govt.nz - Submit Confirmation


Working Holiday Schemes Online

Home Terms and Conditions Close Window

Application Submitted

Congratulations – you have successfully submitted your Working Holiday Scheme application. It will be assessed and you will receive an email updating you on its progress.
Should your circumstances or details change please contact the National Contact Centre in AUCKLAND

Phone: 09 914 4100
External callers: 0508 55 88 55
Fax: 09 914 4728



© 2003 New Zealand Immigration Service. All rights reserved. Version 18.0.24.0.

PENULTIMA PAGINA.

NOS DICE QUE LA APLICACION HA SIDO RECIBIDA CORRECTAMENTE

PRESIONAR 'OK'

Listo www.immigration.govt.nz

https://www.immigration.govt.nz - Working Holiday Schemes Online Home Page

Working Holiday Schemes Online

Home Terms and Conditions Close Window

Welcome

Hello [REDACTED]

Welcome to the Working Holiday Schemes Online homepage.

Your existing applications are listed below. Once a decision has been made on your application you can access your Visa or Permit details by following the link on the table below.

You can also monitor the progress of your application from the [What's Happening page](#). Once you have successfully submitted your application the Immigration Applications table will show the status of your application. You can also access your Visa or Permit details on that page.

Reference	Date Created	Status	Payment Status
[REDACTED]	01 Oct 2007	Application Received	Received

© 2003 New Zealand Immigration Service. All rights reserved. Version 18.0.24.0.

Y LISTO.

BIENVENIDA AL PROCESO DE LA WORKING HOLIDAY.

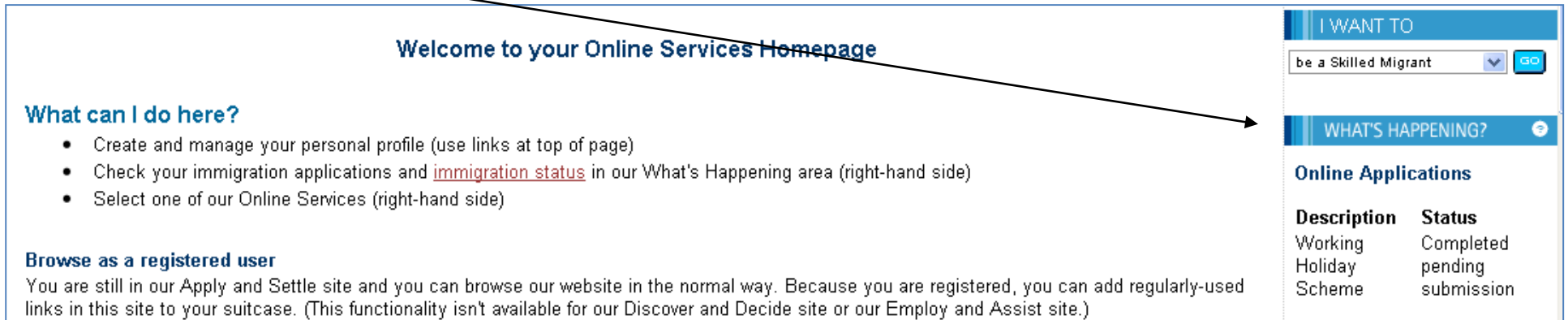
AHORA SOLO DEBEMOS ESPERAR.

Listo www.immigration.govt.nz

SIGUE MAS ABAJO

Normalmente Immigration les envía un email en la primera o segunda semana después de la aplicación avisando si la visa ha sido recibida o aprobada o si hay algún trámite por hacer (Rayos-X, por ejemplo, dependiendo del país de donde son) **Revisen su correo no deseado (SPAM) porque ese email termina ahí.**

Para revisar el estado de la aplicación posteriormente pueden entrar (LOGIN) nuevamente en <https://www.immigration.govt.nz/secure/default.htm> y presionar en **WHAT'S HAPPENING**



Welcome to your Online Services Homepage

What can I do here?

- Create and manage your personal profile (use links at top of page)
- Check your immigration applications and [immigration status](#) in our What's Happening area (right-hand side)
- Select one of our Online Services (right-hand side)

Browse as a registered user
You are still in our Apply and Settle site and you can browse our website in the normal way. Because you are registered, you can add regularly-used links in this site to your suitcase. (This functionality isn't available for our Discover and Decide site or our Employ and Assist site.)

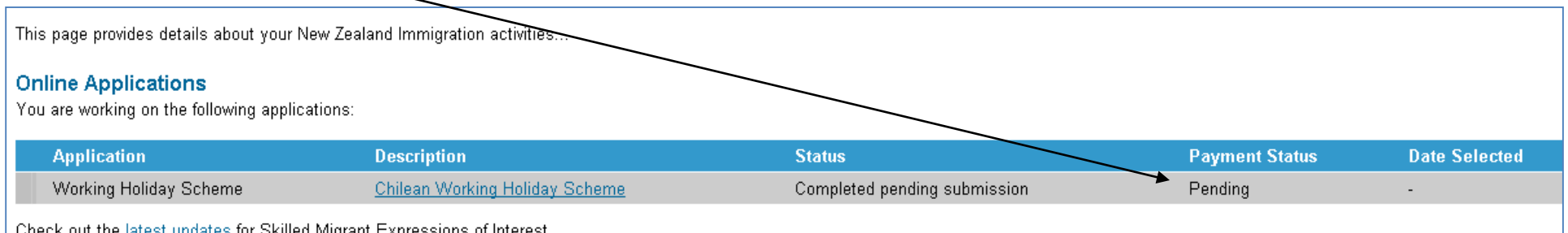
I WANT TO
be a Skilled Migrant

WHAT'S HAPPENING?

Online Applications

Description	Status
Working Holiday Scheme	Completed
	pending submission

Si no hay novedades aparece **PENDING**.



This page provides details about your New Zealand Immigration activities...

Online Applications
You are working on the following applications:

Application	Description	Status	Payment Status	Date Selected
Working Holiday Scheme	Chilean Working Holiday Scheme	Completed pending submission	Pending	-

Check out the [latest updates](#) for Skilled Migrant Expressions of Interest

Cuando la visa esta aprobada en esta ventana saldrá **APPROVED** con la siguiente información:

Si sale aprobada deben imprimir la Visa Electrónica que aparece en la misma sesión. Clic en **VIEW DETAILS**

Immigration Status
Summary of all your current Visas:

Visa Type	Passport Number	Expiry Date	Expiry Date Travel	Number of Entries	Visa Conditions	View Details
Visa Work	<input type="text"/>	11 Oct 2013	Multiple	Multiple	Visa valid for further travel for 12 month(s) from first arrival. This visa expires 12 month(s) after first arrival. When entering NZ, stay is subject to grant of entry permission. You must leave New Zealand before the expiry of your visa or face deportation. Return/onward ticket not required. The holder may work as part of a Working Holiday Scheme in any employment except permanent employment. The holder shall not study for more than 6 months in any 12 month period.	View Details

Online Applications
You are working on the following applications:

Application	Description	Status	Payment Status	Date Selected
Working Holiday Scheme	Argentina/NZ Working Holiday Scheme	Application Received	Received	-

Check out the [latest updates](#) for Skilled Migrant Expressions of Interest.

Aplicacion recibida **Pago recibido**

Immigration Applications
Below is a list of your pending and previous applications:

Visa	Type	Decision	Application Number	Lodgement Date	Expiry Date
Visa	Work	APPROVED	XXXXXXXXXX	03 Oct 2012	11 Oct 2013

Visa de trabajo **APROBADA** **Numero de aplicación** **Fecha de aplicación** **Fecha expiración de la visa**

Health Certificate Details
Below is the status of your most recent Immigration Health Certificate:

Certificate Type	Date Received	Status
X-Ray	11 Oct 2012	Received

When your health certificate status has expired, Immigration New Zealand will request another health certificate from you.

En el ejemplo anterior podrán ver cuando fue recibido el informe de rayos X.

Otro ejemplo (España)

Online Applications
You are working on the following applications:

Application	Description	Status	Payment Status	Date Selected
Working Holiday Scheme	Spain Working Holiday Scheme	Application Received	Received	-

Check out the [latest updates](#) for Skilled Migrant Expressions of Interest.

Immigration Applications
Below is a list of your pending and previous applications:

Visa	Type	Decision	Application Number	Lodgement Date	Expiry Date
Visa	Work	APPROVED	adfe3456 sdfasdfsdf	30 Apr 2013	14 May 2014

For Permits, the expiry date is the date on which the period of authorised stay in New Zealand ends. For Visas the expiry date is the last date on which the visa may be used to travel to New Zealand.

Health Certificate Details
Below is the status of your most recent Immigration Health Certificate:

Certificate Type	Date Received	Status
X-Ray	14 May 2013	Received

When your health certificate status has expired, Immigration New Zealand will request another health certificate from you.

Recuerden: Si sale aprobada deben imprimir la Visa Electrónica que aparece en la misma sesión. Clic en **VIEW DETAILS**

Lo que verán aparecer será una página web o un documento Word (es una E-visa) el cual contiene su visa electrónica. Es un documento muy simple y muy fácil de guardar. **IMPRIMAN UNAS 3 a 5 COPIAS DE INMEDIATO** (muchos olvidan los datos para ingresar a la web posteriormente).

Bueno, eso sería todo por ahora, espero todo les resulte bien, recuerden que esto es solamente una guía y pueden haber diferencias debido a que algunos países tienen algunos requisitos distintos de otros, también debido a que esta guía está basada en una aplicación no real.

Suerte a todos



www.abroadnz.com