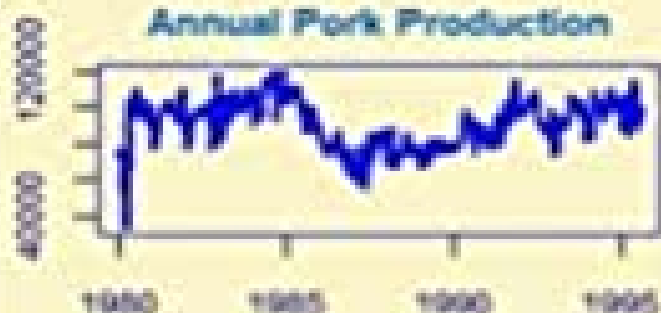


# Time Series Analysis & Forecasting Using Python & R

Jeffrey Strickland

Annual Pork Production




Annual Lynx Trappings



Monthly Beer Production



Monthly Electricity Production



Monthly One-Family Home Sales



Annual Number US Strikes



Daily Google Stock \$

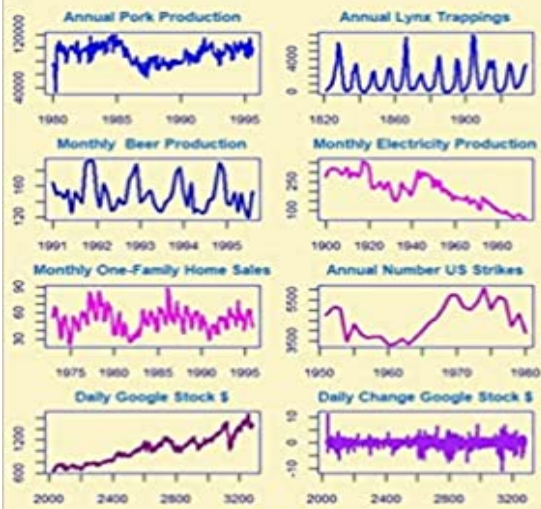


Daily Change Google Stock \$



# Time Series Analysis & Forecasting Using Python & R

**Jeffrey Strickland**



**Time Series Analysis and Forecasting using Python R**

**[READ MORE DETAIL..](#)**