




User Manual







1025 Alameda de las Pulgas
Suite 411
Belmont, CA 94002

510-899-1819

<https://ReversalSolutions.com>

Sales@ReversalSolutions.com

Dear Auragen Owner:

Congratulations on choosing the Auragen™ Light and Sound System to improve your quality of life. Auragen is a professional grade unit created for home use (whenever you want) or to be shared in your workplace. Increase energy, enhance mood and sleep, improve and protect cognitive function, speed up recovery from overexertion or exercise, and best of all, enjoy the profound stress relief available with Auragen.

At Reversal Solutions, we are dedicated to bringing you a high-quality reliable product, utilizing the latest technological advances to deliver an amazing user experience that has multiple wellness benefits. The technology integrated into the Auragen System represents over 40 years of research and development in the fields of Photobiomodulation, Neuroscience, Tissue Optics, Cellular Communication, and Wellness.

Auragen is designed to be used regularly, even daily, over a lifetime. We have users from 4 to 94 years old. Benefits are progressive with consistent use. Our research, as well as other 3rd party research, shows that daily, or close to daily use is the best way to reap the most benefit.

Auragen is *made in the U.S.* using stringent manufacturing standards.

Please read through the entire manual before using

Wishing you many enjoyable sessions! the Auragen Team

Table of Contents

- CONTROLLER DIAGRAM..... 1**
- OVERVIEW OF FEATURES..... 2**
 - SESSION DURATION..... 2
 - LIGHT THERAPY MODES 2
 - BRAINWAVE ENTRAINMENT / FLICKER OPTIONS 2
 - MUSIC OPTIONS..... 2
- FEATURES: DESCRIPTIONS AND BENEFITS..... 3**
 - MODES 3
 - ADDITIONAL APPLICATIONS 4
 - FLICKER/BRAINWAVE ENTRAINMENT 4
 - MUSIC TRACKS..... 7
 - USAGE RECOMMENDATIONS 8
- HOW TO USE THE AURAGEN™ SYSTEM..... 9**
 - A STEP BY STEP GUIDE 9
- TIPS & GUIDELINES 16**
- PRECAUTIONS..... 20**
- CARE OF YOUR AURAGEN™ 21**
- TECHNICAL SPECIFICATIONS 23**
- CUSTOMER SUPPORT & CUSTOMER PORTAL..... 24**
 - CONTACT US 24
 - CUSTOMER PORTAL..... 24
- GUARANTEE, WARRANTY, & INTENDED USE 25**
 - 90 DAY RIGHT DECISION GUARANTEE..... 25
 - HASSLE FREE WARRANTY..... 25
 - EXTENDED WARRANTY..... 26
 - REPAIRS 26
 - WARRANTY REGISTRATION..... 27
 - INTENDED USE 27
 - GENERAL WELLNESS FOR LOW RISK DEVICES..... 28

REVIEWS & REFERRAL REWARDS* 29

TESTIMONIALS 29

REFERRAL REWARD PROGRAMS..... 29

AURAGEN ACCESSORIES 30

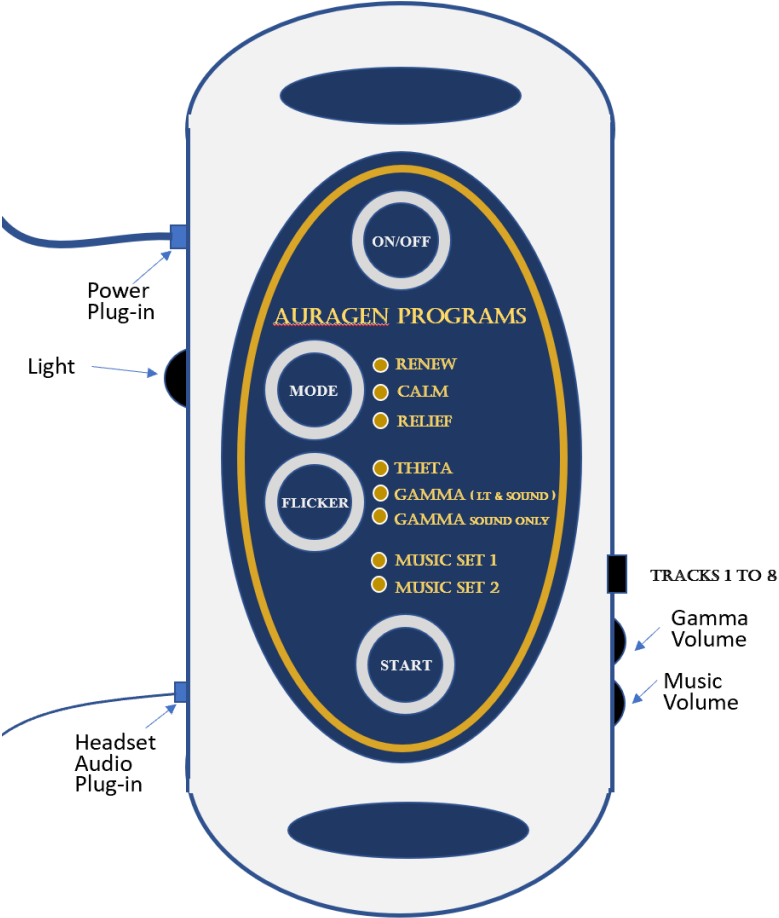
APPENDICES 31

GAMMA WITH MUSIC APPENDIX A 31

OPERATION APPENDIX B 32

Controller Diagram

Overview of controls: the power and the headphone plugin-ports, the volume and light intensity control knobs, the music selection button, the Auragen light mode and flicker program operation buttons.



Overview of Features

Session Duration

- For optimal light absorption and utilization, Auragen sessions are preprogrammed to last 30 minutes.

Photobiomodulation (Light Therapy) Modes

Three unique Multiwave programs:

- Renew – Primary Red and Near-Infrared (NIR)
- Calm – Primary Blue-Turquoise and NIR
- Relief – Primary Red and Blue-Turquoise

Brainwave Stimulation / Flicker Options

Each brainwave stimulation option- also called entrainment - is available with all three light therapy modes and can be used with or without music tracks.

- Theta – Stimulation with Light
- Gamma* – Synchronized Light and Sound Stimulation
- Gamma* – Sound Stimulation only
- No Brainwave Stimulation

Music Options

8 Music/Nature* tracks are available:

- Music Set 1 – Tracks 1-4
- Music Set 2 – Tracks 5-8
- Music Set 2 – Track 9, No Music

* Gamma and music require use of headphones
(headphones are not included with purchase)

Features: Descriptions and Benefits

Modes



Auragen provides three program modes that can be easily selected by pressing the Mode button until the mode light is illuminated next to your desired selection.

A woman is lying back in the Auragen device, which is emitting a red light. The device has a white headrest and a blue circular logo with the word "Auragen" on it.	<p>RENEW</p> <ul style="list-style-type: none">• Maximum energy renewal• Reduction of fatigue• Head and Hands – see page 4
A man is lying back in the Auragen device, which is emitting a blue light. The device has a white headrest and a blue circular logo with the word "Auragen" on it.	<p>CALM</p> <ul style="list-style-type: none">• Sleep enhancement• Mood lifting• Calming• Alleviation of S.A.D.• Recovery from jet lag• Support for shift work
A man is lying back in the Auragen device, which is emitting a pink light. The device has a white headrest and a blue circular logo with the word "Auragen" on it.	<p>RELIEF</p> <ul style="list-style-type: none">• Relief from fatigue, over exertion, exercise recovery & sports related or other aches• Energy renewal• Relief of seasonal sensitivities

Additional Applications



HEAD

For head and scalp related issues, rotate the canopy and choose the **Renew** mode without Flicker. Healthy activation unfolds, including the head acupuncture meridians. The Canopy remains in open position.



HANDS

The **Renew** mode, without Flicker, can be used for a more direct application of Red and NIR light, soothing your hands, feet, knees. Place hands on the Auragen pillow. For better results, use an additional small pillow or rolled towel to bring your hands closer to the light source. Slide a knee or ankle under the canopy as desired. For feet, place the canopy in the open position (see image for Head), exposing the soles of your feet towards the lights.

Flicker/Brainwave Stimulation

Brainwave stimulation, or entrainment, is a natural process that occurs in everyday life. Auragen's brainwave stimulation features utilize this natural function of the brain to achieve desired experiences and/or results. Combining professional grade Photobiomodulation with brainwave stimulation is a powerful feature of Auragen. This feature is available to run in parallel with any of the 3 Photobiomodulation modes: RENEW, CALM, or RELIEF.



The Auragen System comes with two brainwave stimulation programs, **THETA** and **GAMMA**, that can be selected by pressing the Flicker button. We provide two options for Gamma operation:

- Option A provides flashing synchronization of both the LED lights and Gamma sound at 40 Hz.
- Option B provides the Gamma sound only, the LEDs will not flicker, instead they will emit a steady stream of light.

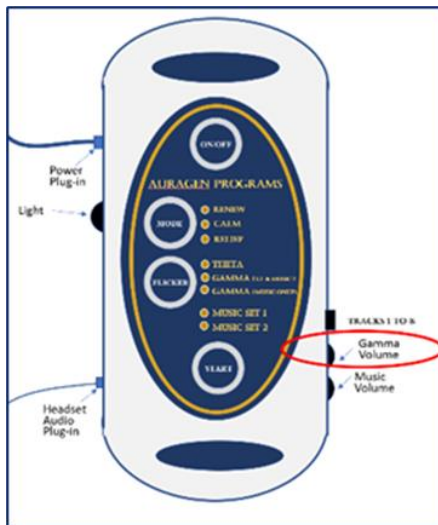
When all the Flicker control panel lights are off, the brain stimulation feature is off. The LED lights in the dome will provide Photobiomodulation (PBM) but will not flicker and the GAMMA sound will not be functioning. By pressing the Flicker button, you toggle the control panel light until the desired Flicker control light is illuminated next to your desired selection.

THETA – Destress, Rest, and Relax

Auragen's Theta Stimulation (Entrainment) is preprogrammed to utilize light flicker to gently slow down brainwaves from an active, excited, or stressed Beta brainwave state, into Deep Theta. The first ten minutes relaxes your brain into a calming and quiet Alpha brainwave pattern. During the next ten minutes your brain is further eased into first levels of Theta, where you are able to experience profound stress relief. The last part of your session is spent in Deep Theta. This is where the brain can rest and reboot itself. In Deep Theta your brain and nervous system get to relax as your body fills with nourishing and energizing bioactive light. Theta sessions feel like a restorative power-nap ... emerge rested, refreshed, and re-energized!

GAMMA – Improve and Protect Cognitive Function

Auragen's Gamma Stimulation (Entrainment) pulsates with both synchronized sound and light, or just sound alone, at a steady 40Hz. Research indicates that 40Hz is the optimal Gamma frequency for the brain. Gamma brainwaves are correlated to peak mental states, high performance, enhanced focus, and attention, and appear to have the ability to improve linkage of information across various parts of the brain. They are abundant in people who tend to be content and calm. Researchers have discovered the potential of Gamma to improve circulation, increase brain energy (ATP), activate microglia (the brain's immune system and clean-up crew) and provide neuronal repair and protection. Benefit from greater memory recall, clarity, focus, concentration, and learning retention. Clear brain fog.



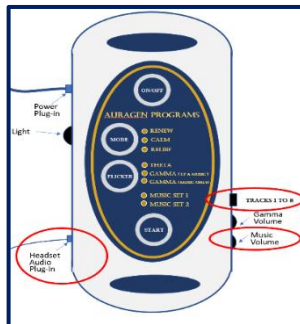
The sound volume for Gamma is controlled by the upper knob on the controller. **Be sure to turn down the Gamma volume to a comfortable level before starting a session.** Gamma sound can be played in parallel with one of the music track selections described in the next section.

Brainwave Stimulation Tips

Use Theta to destress. Use Gamma for brain optimization. Some users may need time to adapt to the light Flicker. You can adjust this by lowering the light intensity. Theta is softer and slower; Gamma pulsates at 40hz, a faster frequency. Gamma sound at 40hz may also take a few sessions to adjust to. Most find it becomes a soothing, comforting sound. To initially help with the adjustment period, lower the volume on Gamma sound and/or use one of the music tracks that are available. See Appendix B page 32.

Music Tracks

Auragen includes eight music/nature tracks that can be selected by pressing the Music Track Selection button on the lower right side of the controller until the desired music track is selected. A list of music tracks is included in Appendix B on page 32.



Each music selection provides a preview of the music that can be heard before the start button is activated. After each press of the Track Select button, the unit plays a representative clip of the full track. The selected track remains selected when the On/Off key is cycled; any track can be selected prior to pressing Start. Only turning off the unit causes music selections to revert to Track 1. The volume of the music is adjusted by the dial knob on the bottom right of the controller.

Usage Recommendations

If you are new to PBM (light therapy), we suggest easing into your sessions by starting with the Calm mode, with or without, Theta flicker. It's more important to be comfortable during your sessions, then to rush into things. Take your time acclimating, the benefits will follow.

Photobiomodulation (Light Therapy)





- The greater the light intensity, the greater the benefits. If you find that you need to gradually adapt to full intensity, use the light intensity dial on the left side of the control box to reduce brightness to your desired comfort level.
- Progressive benefits can be achieved with a minimum of three sessions a week.
- Optimal physiological results can be achieved with daily sessions. The Auragen is safe to use as much as you like, as many sessions a day as you want. (see Guideline #6)




Brainwave Stimulation (Entrainment)

- Use Theta when you want to deeply relax, rest, and reboot. Theta can be effectively used with all 3 light Modes: Renew, Calm, or Relief. For the greatest level of stress reduction use Theta with CALM.
- For neuroprotective effects, use Gamma with RENEW at least 3 times a week.
- For mild cognitive issues, forgetfulness, brain fog, difficulty focusing, use Gamma daily with RENEW.
- For more significant mental impairment use two 30 sessions, back-to-back, for one hour, with Gamma in the RENEW mode. Independent university research indicates that it may take a minimum of 8 weeks of one hour sessions, before seeing discernable results.

How To Use The Auragen™ System

A Step-by-Step Guide

<p>1</p>	<p>Place the Canopy in a upright position so that you can easily view and access the control panel.</p> <p>FIGURE 1</p>	 <p>FIGURE 1</p>
<p>2</p>	<p>Make sure the AC Power Cord is fully inserted into the Adapter. FIGURE 2</p>	 <p>FIGURE 2</p>
<p>3</p>	<p>Attach the L-shaped plug connector to the end of the power cord before inserting into the control panel.</p> <p>FIGURE 3a and 3b</p>	<p>FIGURE 3a</p>  <p>FIGURE 3b</p> 

<p>4</p>	<p>Plug in AC Power Cord into the Auragen Controller which is on the left side edge at the top of the Controller. FIGURE 4</p>	 <p>Controller – LEFT Side</p> <p>FIGURE 4</p>
<p>5</p>	<p>To turn on the Auragen, press the On/Off button located at the top of the control panel. The control panel becomes illuminated. FIGURE 4</p>	 <p>FIGURE 5</p>
<p>6</p>	<p>To choose a specific light therapy mode, press the Mode button until the indicator button displays the mode of your choice. FIGURE 6</p>	 <p>FIGURE 5</p>

7

The **Brainwave Stimulation** (or **Flicker**) feature is active when the **Flicker** indicator is illuminated in either the

- Theta
- Gamma Light and Sound
- Gamma Sound only

FIGURE 7

NOTE: If you are sensitive to flashing lights, or need time to get used to them, you may want to ensure that Flicker is turned off. To do so press the Flicker button until “all” indication lights next to Flicker are off.



FIGURE 7

8

Plug your own headphones into the lower left jack on the controller. (Headphones not included with purchase)

The volume knobs for music and Gamma sound are on the right of the controller.

FIGURE 8a and 8b



FIGURE 8a



FIGURE 8b

9 The Music track feature is selected by pressing the music track button until you reach the desired music selection. Before starting the session, you can preview each track, as they are played for a few seconds after every button push of the music track button. A light shows if the selection is in the first set of four music tracks or in the second set of four music tracks. A listing of the music tracks provided is in Appendix B, page 32. FIGURE 9a and 9b




FIGURE 9a






FIGURE 9b

10 Press the **Start** button to activate the program. The lights will immediately illuminate. Please note that there is a 15-20 second delay before the program/flicker begins, allowing time for the user to get positioned. FIGURE 10



FIGURE 10

<p>11</p>	<p>After pressing the Start button, rotate the Canopy back as shown. Do not force the Canopy. It is designed to move towards the back end of the base for easy entry. FIGURE 11</p>	 <p>FIGURE 11</p>
<p>12</p>	<p>Position your head as shown. For your comfort, allow a small space between your shoulders and the base. The Auragen does not have to touch or rest on your shoulders. FIGURE 12</p>	 <p>FIGURE 12</p>
<p>13</p>	<p><i>Fully</i> rotate the Canopy to an upright position, covering your face for all three Modes: Renew, Calm, and Relief. FIGURE 13</p>	 <p>FIGURE 13</p>

14

The Auragen is designed to be used with eyes closed. You can adjust the intensity of the light with the light intensity knob discussed in step 17. It is not harmful to peek at the lights. **The use of eye shields is not necessary, nor recommended.** Eye coverings diminish the experience and the benefits. FIGURE 14

Note: Red and NIR light have been shown by third party research to have the ability to treat aging eye and retinal issues. Auragen's blue-turquoise wavelength is completely safe for eyes.



FIGURE 14

15

After the initial 15-20 second delay, the 30-minute Flicker Auragen program will begin, allowing time for the user to get positioned. FIGURE 15



FIGURE 15

16 Once the **Start** button has been pressed, the chosen settings cannot be changed. If you decide to change the settings, you must manually stop the session by pressing the **Start** button and then restarting with your new selections. FIGURE 16

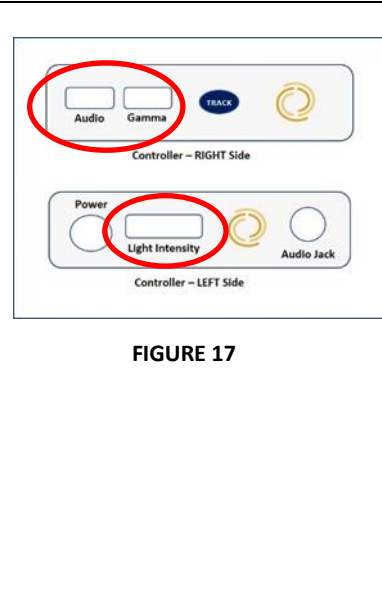


17 The light intensity, music volume, and GAMMA volume can be changed during a session.

To change the light intensity, rotate the radial dial knob at the top left of the controller.

To change the music or Gamma volume rotate the radial dial knobs at the lower right of the controller.

FIGURE 17



Tips & Guidelines

1. Auragen™ benefits are progressive with repeated and consistent use. As much as possible, use the Auragen daily. The more consistently you replenish with Auragen sessions, the greater benefits you can experience. For optimal results use daily or close to daily. Our proprietary studies have shown progressive results with usage at a minimum of three times a week. Studies have shown that daily use for 30 to 60 minutes (depending on the severity of any issues) provides beneficial effects for the brain.
2. After a number of sessions, you may achieve a significant increase in your energy level. For many individuals, energy levels tend to become depleted in the 30's or 40's. The Auragen provides a way to naturally replenish energy by “recharging the body's battery, the mitochondria”.
3. Designed for use in a fully reclined position on a bed, floor, couch, or massage table.
4. For those new to Photobiomodulation, we recommend starting slow. One of the best ways to start is with the Calm Mode and Theta Flicker (our softest and most relaxing combination). You can then work up to the brighter modes, Renew and Relief, and try Gamma flicker.
5. Each Mode has its own proprietary programming sequence. For maximum effect, all programs are 30 minutes long and will automatically turn off at the end of the session. Shorter sessions can be used for a quick “pick-me-up”.
6. The Auragen can be used more than once a day beyond the recommend 30 – 60 minutes or 1- 2 sessions. If you would like to enjoy additional sessions, we suggest the following guidelines:

- i. Keep in mind that each 30-minute session *continues to unfold in the body on a cellular and molecular level for an additional 2-3 hours* after the end of the session. If you plan more than one session a day you may want to space the sessions to give your body a chance to fully absorb and utilize the light therapy.
 - ii. **Renew** (Flicker turned OFF) can be used in the **Head** or **Hands** position, immediately before or after a systemic session canopy over the face).
7. Hydrate with quality water to facilitate energy retention. Consider spring water, coconut water, or other fluids, rich with electrolytes before a light session. Hydration acts as a "battery fluid" in the body, spreading and holding the light energy longer. Drinking water before and after a light session also helps with any mild detox that may be experienced. It's not necessary to over hydrate!
8. The Auragen System should be used with eyes closed. **Eye shields are NOT necessary, not recommended.** Even with closed eyelids a significant amount of light can enter directly into and benefit the brain. You can adjust the light intensity of the unit if needed. When necessary, eye shields are available for purchase on our website. Covering the eyes with eye shields, or any other covering, diminishes the benefits of Photobiomodulation, block brain stimulation as well as the most of the experience of deeper relaxation. The Auragen wavelengths are safe for eyes. Sessions are safe for all ages. However, the Auragen is not intended for use with very young children, or anyone, who is not able to be still and keep their eyes closed for most of, if not the duration of, the session.

9. It may take several sessions or even weeks before noticing the visible or felt effects of Auragen sessions. Don't forget you have 90 days from day of delivery to enjoy and experiment! When first using the Auragen the mind may be curious, wondering what to expect. The lights may seem overly bright; this will not hurt or harm you. The red and near-infrared wavelengths of light used in the Auragen have the potential to benefit your eyes. Once the mind becomes accustomed and relaxes, subsequent sessions are no longer distracting and become deeply relaxing. Know you are benefiting even if you don't feel or see it right away!
10. The cones and rods in each person's eyes are unique to that person. You may experience a variety of different colors during your session. Occasionally some people may see a green tint in their vision immediately after a session. This occurs because green is a complementary color to the red eye receptors. This is a completely natural response, is not harmful, and will fade away quickly.
11. Brainwave stimulation often appears as interesting, moving geometric patterns or mandalas. These patterns typically change as the session progresses and may vary with Brainwave Stimulation. Additionally, the experience of these patterns may appear to change over time. To turn this effect off, press the **Flicker** button until all the indicator lights are off.

Caution: PBM and Brainwave Stimulation are contraindicated for persons who experience photosensitive epilepsy or seizures. **Do not use the unit if you or anyone in your immediate family is diagnosed or has experienced seizures.**

12. When the session is finished, you may choose to stay relaxed for several minutes and enjoy the aftereffect. Your body will continue to process the session for the next few hours.
13. Because of the energizing effects of light, the majority of users prefer to use the Auragen no later than 2-3 hours *before* going to sleep and not right before bedtime.
14. To reset circadian rhythms, we recommend using **CALM** *in the morning* to recalibrate biological clock with Blue-Turquoise light. Blue-Turquoise suppresses melatonin. Melatonin suppression in the morning allows the brain to reset its schedule of melatonin production to evening hours.
15. Blue-Turquoise is completely safe for eyes and is not within the Blue-Violet range of light implicated in accelerating Macular Degeneration.
16. Due to the suppression of melatonin by the predominance of the Blue-Turquoise wavelength in the **CALM** and **RELIEF** Modes, these two Modes as better utilized earlier in the day, **RENEW** later
17. The greater benefits are received when the user allows the maximum intensity of light available.

Precautions



Do not use the Auragen Light if you or any one in your immediate biological family has a history of photosensitive epilepsy.

Auragen Theta and Gamma features utilize flickering light patterns.

A very small percentage of people may experience a seizure when exposed to flashing lights or patterns. Even people who have no history of seizures or epilepsy may have an undiagnosed condition that can cause these “photosensitive epileptic seizures” while playing video games, watching TV, or looking at strobe lights.

These seizures may trigger a variety of symptoms, including lightheadedness, altered vision, eye or face twitching, jerking, shaking of arms or legs, disorientation, confusion, or momentary loss of awareness. Seizures may also cause loss of consciousness or convulsions that can lead to injury from falling down or striking nearby objects. If you experience any of these symptoms, stop using this product immediately and consult a doctor.

Be advised that the Auragen is not recommended for use with any type of photosensitivity, whether due to a genetic or medical condition, photosensitizing medications, or herbal supplements. Use of photosensitive, chemical based, face creams may result in the occurrence of minor discomfort or discoloration.

Do not use the Auragen if you have a psychiatric diagnosis of Mania.

Auragen is a wellness device, not intended for medical use. Always consult with your physician about the use of light therapy with specific medical conditions, or if you have medical questions.

Care of Your Auragen™

Carefully unplug the AC Power Adapter after each use. Turn off and unplug the Auragen before cleaning it.

Gently clean with *alcohol-free* disinfectant wipes or a damp cloth and *mild* cleanser. Optional UV sanitizing kit or microfiber cloths are available for purchase.

DO NOT apply any liquid cleaners directly to the Auragen.

DO NOT apply any essential oil products directly to the Auragen.

DO NOT use any harsh chemicals, including bleach, ammonia, alcohol, essential oil or other oil-based cleaners as these will damage the unit.

DO NOT expose to direct sunlight, intense heat, or cold for prolonged periods of time. If the unit has been exposed to extreme or prolonged cold allow the unit to “warm up” in room temperature for 30 minutes before using.

DO NOT cover the control panel or canopy when the unit is in use or plugged in.

DO NOT use while bathing. Do not place in, or drop into water or other liquid. If the Auragen falls into water, “unplug it” immediately. **Do not reach into the water.**

DO NOT allow the power supply cord to be pulled, twisted, or severely bent. Never wrap the cord tightly.

DO NOT let power cord hang or pull on the Auragen input receptor on top of the canopy, as this could damage the receptor.

DO NOT cross the electric cord over your body while using the Auragen.

DO NOT have the AC adapter touching your body while using Auragen to avoid undesirable EMFs (electromagnetic fields).

DO NOT use with young children or anyone else who is not able to keep their eyes closed for the duration of the session.

DO NOT leave young children unattended during their session.

DO NOT use the Auragen for any other purpose than described in this manual.

Technical Specifications

- Made in the USA.
- Powered by a 12 Volt DC Medical Grade Adapter, designed for worldwide use. The AC to DC Power Adapter converts unhealthy AC electricity to clean 12 Volt DC electricity
- 300+ Super LEDs for safety and long life
- Wave lengths: 465nm Blue-Turquoise, 640nm Red, 880nm Near-Infrared (NIR)
- Dimensions: 12" x 12" x 12".
- Weight: 6 lbs.
- Treatment Area 17"x 9"
- Lead free
- This device complies with Part 15 of the FCC Rules. Operation is subject to the following two conditions:
 1. this device may not cause harmful interference, and
 2. this device must accept any interference received, including interferences that may cause undesired operation.



Customer Support & Customer Portal

Contact Us

Email: Sales@ReversalSolutions.com

Phone: 510-899-1819

Customer Portal

Access your customer portal at:

<https://ReversalSolutions.com/pages/customer-portal>

Password: **WelcomeCustomer**

Use your portal to:

- Register Your Warranty
- View User Tutorial Video
- View / Download the latest User Manual and QuickStart Guide
- Join Our Customer Referral Rewards Program or Professional Influencer & Ambassador Programs
- Share Your Testimonial & Pictures
- Read Archived Newsletters
- Request Repair
- Purchase Replacement Parts

Guarantee, Warranty, & Intended Use

90 Day Right Decision Guarantee

Our goal is that you are completely satisfied with your purchase.

We take pride in the quality of this product. Our return policy gives you plenty of time to consider your purchase. If for any reason you are not satisfied, you can return your Auragen for a full refund of the purchase price, less return shipping & restocking fee

Only authorized returns will be honored. To receive a return authorization number and return shipping label, contact Reversal Solutions Inc. within 90 days of delivery by calling (510) 899-1819 or emailing Sales@ReversalSolutions.com. The Auragen must be received in its original condition in order to qualify for a full refund.

Hassle Free Warranty

Reversal Solutions, Inc warrants the Auragen™ to be free from defects in workmanship and materials under normal use for a period of one (1) year from the date of shipment.

Reversal Solutions sole obligation under this warranty will be to repair or replace, at Reversal Solutions discretion, any unit that proves to be defective during the warranty period.

The foregoing shall be the sole warranty remedy. Except as set forth herein, seller makes no warranties, either expressed or implied, including the implied warranties of merchantability and fitness for a particular purpose. No warranty is provided if the product is modified.

This warranty does not apply to any failure of parts or products due to alterations, modifications, misuse, abuse, accidents, or improper maintenance. This product is designed for use by one person at a time and is not intended for commercial use.

Reversal Solutions shall not be liable in any event for incidental or consequential loss or damage and disclaims any responsibility for injury resulting from failure of the equipment or parts due to incorrect operation. This warranty is not assignable. All repairs must be completed by Reversal Solutions, Inc.

This warranty is expressly in lieu of any other warranties, expressed or implied, including warranties of merchantability. No person, firm, or corporation is authorized to assume for us any other liability in connect with Reversal Solutions products.

Extended Warranty

Extended warranty is available at the time of purchase and within 5 days of delivery. To add extended warranty, go to:

<https://reversalsolutions.com/collections/accessories/products/extended-warranty>

Repairs

If your unit is in need of repair, initiate a Repair Request Ticket by contacting us directly.

Warranty Registration

By registering your Auragen™ Light and Sound System you will be recorded as the original owner of the unit and establish your warranty.

Your registration with Reversal Solutions:

- serves as confirmation of your purchase receipt
- establishes your right to Auragen warranty coverage
- helps us notify you of enhancements to your Auragen and special offers
- may support an insurance claim by you in the event of product loss covered by your insurance

Please complete the Auragen Warranty Registration in the Customer Portal located under the Support Menu at <https://ReversalSolutions.com>

The Password is case sensitive: **WelcomeCustomer**

Intended Use

The Auragen™ Light & Sound System has been designed and tested to comply with the FDA's requirement for general wellness devices. It is intended to be used by the general public for purpose of reducing stress and anxiety and for improving energy, mood, and well-being. It can also be used for reducing memory loss and for improving focus and concentration.

General Wellness For Low Risk Devices

This FDA guidance document has been issued by the FDA to provide clarity to industry and FDA staff on the Center for Devices and Radiological Health's (CDRH's) compliance policy for low risk products that promote a healthy lifestyle (general wellness products). The FDA and the CDRH define general wellness products as products that meet the following two factors: (1) are intended for only general wellness use and (2) present a very low risk to users' safety.

A general wellness product, for the purposes of this guidance, has (1) an intended use that relates to a maintaining or encouraging a general state of health or a healthy activity, or (2) an intended use claim that associates the role of healthy lifestyle with helping to reduce the risk or impact of certain chronic diseases or conditions and where it is well understood and accepted that healthy lifestyle choices may play an important role in health outcomes for the disease or condition.

Reviews & Referral Rewards*

Share Your Testimonial

The team at Reversal Solutions appreciates your sharing your experience with the Auragen unit. Your testimonial and pictures help prospective customers decide if the Auragen would be something that they would enjoy using and would support them in achieving their health and wellness goals. Here's a link to if you feel like sharing a testimonial /review with us:

<https://reversalsolutions.com/a/review/write>

Referral Reward Programs

If you would like to share the Auragen technology and benefits with others, you can join our one of our three referral programs.

- Auragen Customer Referrals
- Professional Referrals:
 - Influencers
 - Ambassadors

To find out more and sign up:

<https://reversalsolutions.com/pages/affiliate-referral-programs>

Program terms are subject to change

Auragen Accessories

The following accessories are available online:

Extended Warranty (1-2 additional years)

Auragen Carrying Case

Auragen Airline Luggage

UVC Cleaning Kit

Microfiber Cleaning Bundle

Appendices

Gamma with Music Appendix A


We realize that some of our users may question the ability to include a music soundtrack in parallel with the pure Gamma sound that has been used in recent studies. They may wonder if background music might cancel some of the beneficial effects of Gamma sound by itself. While the scientific data on these issues is currently extremely sparse, it appears for now, based on preliminary work, that music does not cancel out the effects of the Gamma audio stimulation. However, we have designed Auragen so that our users would have the maximum number of options available to them as they develop their own preferred method of using this amazing technology.

In this regard, we have included brightness control to allow the user to determine brightness of sessions as they adapt to the experience of Photobiomodulation. In the same way, the option to play music with Gamma was added to Auragen as some users may be initially distracted by the fast paced Gamma pulses. We wanted to offer an appropriate way to, partially or completely, mask the Gamma sound, without potentially sacrificing the benefits. We have added eight music and nature tracks that would be conducive for relaxation. Also included are separate volume controls for the music and Gamma sound channels, to be adjusted by you as desire.

Operation Appendix B

Functional summary of the operation, modes, controller options

Button or Dial	Number of Button Presses	Mode Selected (What it Does)	Duration	Options That Can Be Activated With Light Therapy Modes		
				Flicker	Gamma Sound	Music Track
On/Off	1	Turns unit on or off	n/a			
Mode Button Options						
Mode	1	Renew Maximum energy and renewal	30 Min.	Off Theta Gamma	When Gamma Flicker selected Light & Sound synchronized	Off or Track 1 to 8
	2	Calm Calming, relaxing, uplifting	30 Min.	Off Theta Gamma	When Gamma Flicker selected Light & Sound synchronized	Off or Track 1 to 8
	3	Relief Alleviates body / mind fatigue	30 Min.	Off Theta Gamma	When Gamma Flicker selected Light & Sound synchronized	Off or Track 1 to 8
Flicker Button Options						
Flicker	1	THETA Transitions brainwaves to deep Theta - light flicker only	30 Min.	Available with all 3 Modes	n/a	Off or Music track 1 to 8
	2	GAMMA (Light + Sound) 40 Hz Gamma light and sound synchronized	30 Min.	Available with all 3 Modes	Activates Gamma Sound	Gamma Light synchronized with Gamma Sound (Can be played in parallel with music tracks)
	3	GAMMA (Sound Only) 40 Hz sound pulses, light does not flicker	30 Min.	Available with all 3 Modes	Activates Gamma Sound	Gamma Sound can be played in parallel with music tracks)
	4	Off - Turns Theta & Gamma off	n/a			
Music Button Options						
Music Set 1	1	Melodic - music track	30 Min.	"Within" by Peder B. Helland Available in all modes – button toggles from Track 1 to 8		
	2	Gentle guitar and angelic choir - music track	30 Min.	The Free Air by Christopher Lloyd Clarke Available in all modes – button toggles from Track 1 to 8		
	3	Flute - music track	30 Min.	"The Eagle" by Peder B. Helland Available in all modes – button toggles from Track 1 to 8		
	4	Om Meditation, Tibetan Bowl, Chants - new age music track	30 Min.	"Meditation Bowls Table and Om Meditation" by M. Valentino Available in all modes – button toggles from Track 1 to 8		
Music Set 2	5	Rain and Piano - music with nature sounds track	30 Min.	"My Love", composed by Peder B. Helland Available in all modes – button toggles from Track 1 to 8		
	6	Wind and Waves - music with nature sounds track	30 Min.	"Deep Underwater" composed by Peder B. Helland Available in all modes – button toggles from Track 1 to 8		
	7	Guitar with Campfire - music and nature sounds track	30 Min.	The "Campfire" by Christopher Lloyd Clarke Available in all modes – button toggles from Track 1 to 8		
	8	Water, Brook - nature track	30 Min.	"Babbling Brook" by Christopher Lloyd Clarke Available in all modes – button toggles from Track 1 to 8		
	9	Blank	n/a			
Start Button Options						
Start	1	Starts session	n/a			
Dials / Knob Control Functions						
Dials On Right Side	Top	Adjusts volume on Gamma sound	The Gamma sound is synchronized with the 40Hz LED Gamma lights			
	Bottom	Adjusts volume on Music Tracks	Listen to the music tracks in parallel with the GAMMA sound - allows user to have a more pleasurable experience with the Gamma clicking sound			
Dial On Left Side	Top	Adjusts LED light intensity	n/a			





1025 Alameda de las Pulgas
Suite 411
Belmont, CA 94002

510-899-1819

sales@RevesalSolutions.com

<https://ReversalSolutions.com>

www.facebook.com/reversalsolutions

www.youtube.com/reversalsolutions

www.instagram.com/reversalsolutions