

Giesen W6A Coffee Roaster

The W6A Coffee Roaster is the perfect model to use in a roastery or coffee bar. With a roasting capacity up to 6 kg per batch it is the starting model to roast coffee professionally as you will have the perfect combination of functionalities, capacity and size.

The W6A is the very first Giesen Coffee Roaster, introduced in 2006. This coffee roaster has a roasting capacity up to 6 kilos.

Measuring 1,34 x 0,72 x 1,74 meter this model remains compact and can be placed in a middle-large shop.

Coffee Roaster W6A



Automatic airflow control

Digital drumspeed control

Cast iron frontplate & drum

Internal cyclone


Automatic burner control

Data logging and profiling

Direct frequent drives

Easy maintenance

Options



Brass hammered roof



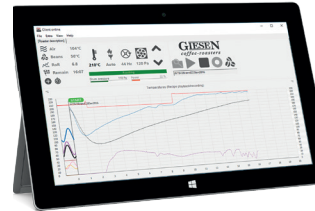
Desired NCS/RAL color



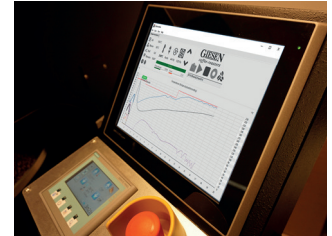
Temperature sensor
Double read-out 3mm



Roast profile system
Laptop



Roast profile system
Tablet



Roast profile system
Touchscreen



Infrared camera
Bean temperature



Manometer
mBar or Water Column



Gas control handle



Company logo
On the side of the roaster

Coffee Roaster W6A

m m
s s n
s s n
i
s
o
n



Miss Morrison, The Netherlands

Measurements

Optional: W6A with SFE25 Electrostatic filter

