



ORTHODONTICS 2018



ORTHODONTICS

product catalogue

29th Italian edition
14th English edition



LEONE S.p.a.

Orthodontics and Implantology

Via P. a Quaracchi, 50
50019 Sesto Fiorentino
Firenze ITALY

Phone +39.0553044620

Fax +39.055304405

info@leone.it

www.leone.it

2018



THE LEONE GROUP

The Leone company, originated in Florence in 1934 from a small handicraft activity, is today an industrial reality of high technological and commercial level. In 2017 there was the acquisition of the US Distributor LeoneAmerica and the strengthening of sales activities through investments in the associate company Odontec, France. The manufacturing and industrial areas are spread out over a surface of about 10,000 square meters, where 140 people operate. Last year a new facility of about 800 square meters, in the front of the main building, was inaugurated and it hosts brand new machines compatible with 4.0 industry legislation.



RESEARCH

Most of the remarkable investments of the company are reserved to the Centre for Biotechnological Research "Marco Pozzi", which is located inside the company. Studies on materials, surfaces and technical analysis for new products are carried out here. The collaboration with either Italian or foreign Universities and the Faculties of Engineering and Medicine and Surgery in Florence is very close. Training stages and scientific research are developed for the preparation of graduation thesis.



PRODUCTION

Engineers, mechanical and technical experts are making part of the manufacturing staff. Working side by side with the Centre for Biotechnological Research "Marco Pozzi" and making use of the most advanced technology, they are able to carry out the components of the two product ranges: orthodontics and implantology. All the innovations introduced in the production steps and the features of finished products are the result of consistent and in-depth studies as well as of remarkable investments.



QUALITY PRODUCT CONTROL

The high quality of the Leone products is the result of sophisticated manufacturing techniques and accurate quality control conforming to UNI EN ISO 9001, ISO 13485, USA-FDA 21 CFR Part 820 rules and Japanese Ministerial Ordinance MHLW no. 169.



TECHNICAL AND COMMERCIAL ASSISTANCE

Contact your dealer in your country as a reference. You will find the comprehensive list under the section "distributors" in our website www.leone.it



LEONE S.p.a.

Orthodontics and Implantology



CUSTOMER SERVICE

Leone is working non stop to satisfy the customer's expectations and is represented with dealers in 60 countries. A careful pre-sale and post-sale customer assistance is provided by qualified technical and commercial staff to meet any requirement.



WAREHOUSE

Finished and semi-finished products are stocked and organized by vertical lift automatic cabinets allowing a rationalization of the space and a fully computer based processing of the orders. Standard orders are shipped within 24 hours in Italy and 5-6 working days in the foreign country.



EDUCATION, TRAINING, UPGRADE

Equipped with every multimedia device, the facility of 1000 sq.m is entirely dedicated to lectures and to the spreading of new therapeutic techniques. Training course, live demonstrations and cultural events are being held for either Italian or foreign specialists.

In this catalogue you can find QR codes storing multimedia contents which can be downloaded directly on your smartphone. You can download free QR reader applications (e.g. www.i-nigma.com) except for the connecting charges. Videos are also available on our web-site: www.leone.it/english/orthodontics

COMPETENCE AND RELIABILITY

The Leone dealers worldwide are under constant professional improvement thanks to the technical assistance received by engineers and technical experts at Leone to get specific information on the products and solve any eventual problems from the customers.

A	Expansion screws	pages 5-36
C	Wire and wire forms	pages 37-54
E	Bands	pages 55-72
F	Direct bonding	pages 73-126
G	Brackets and tubes	pages 127-136
K	Elastics and ligatures	pages 137-146
M	Orthodontic mini implants and intra-extraoral	pages 147-160
P	Pliers and instruments	pages 161-180
R	Office and laboratory supplies	pages 181-188
T	Diagnostic and laboratory equipment	pages 189-196




EXPANSION SCREWS



Perfect Orthodontic Performance

The innovative and biomechanical orthodontic expansion screw*



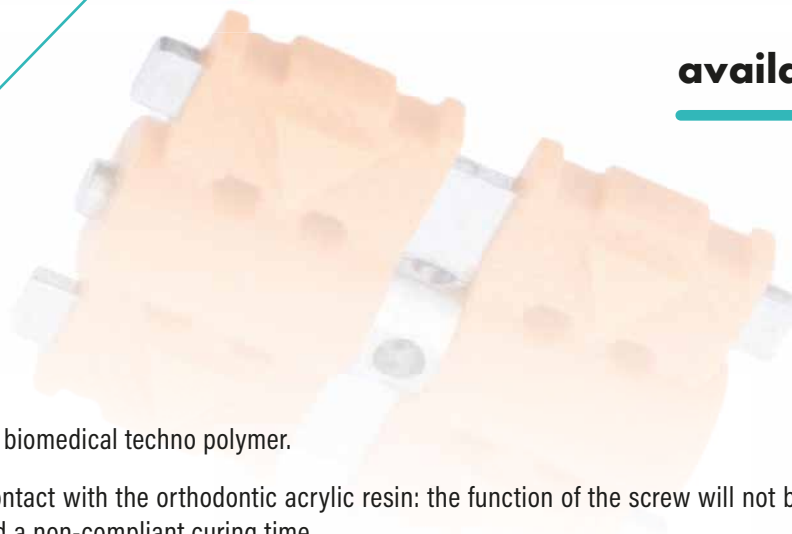
**self-centering
rectangular
guides**

techno polymer

**embossed
arrows**

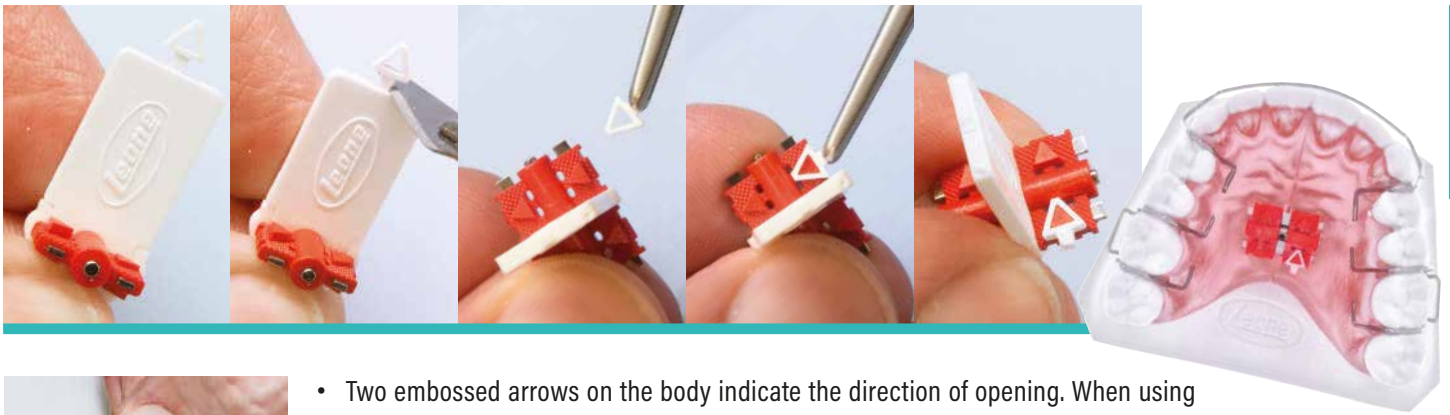
**biomedical
stainless steel**

available in 5 colours



- Made of stainless steel and biomedical techno polymer.
- The male screw is not in contact with the orthodontic acrylic resin: the function of the screw will not be influenced by the quality of the technical procedure and a non-compliant curing time.
- Continuous expansion movement: the high pressure injection of the polymer allows the perfect copy of the male thread of the screw thus ensuring a steady expansion transmission without the risk of undesired turning back in the mouth.
- The self-centering rectangular guides ensure a biomechanical and absolutely controlled symmetrical expansion.
- The flat shape of the guides and their flexibility allow the gradual release of the expansion with a physiological orthodontic movement.
- The flexibility of the screw allows the adjustments of any dental regress due to inconsistent use of the appliance by the patient, thus being very effective with holding devices following a rapid expansion treatment.
- The high adaptability of the appliance enables a comfortable application in the mouth in the days following re-activation.

*Patented



- Two embossed arrows on the body indicate the direction of opening. When using a color of acrylic resin similar to the polymer body, a white arrow provided with the plastic placement tab may be easily applied to make the direction of activation visible.
- The placement plastic tab, made of two pieces combined with a unique geometry, allows a perfect protection of the holes from the acrylic resin during the packing procedure and facilitates the removal after the curing cycle.
- The screw body is available in 5 colours.



POP SCREW FOR UPPER ARCH Packs of 10

↺ ↻

0,8 mm

9 mm

yellow	orange	red	green	silver	assorted colours
					x2
A4805-14G	A4805-14E	A4805-14R	A4805-14V	A4805-14T	A4805-90

POP SCREW UNIVERSAL Packs of 10

↺ ↻

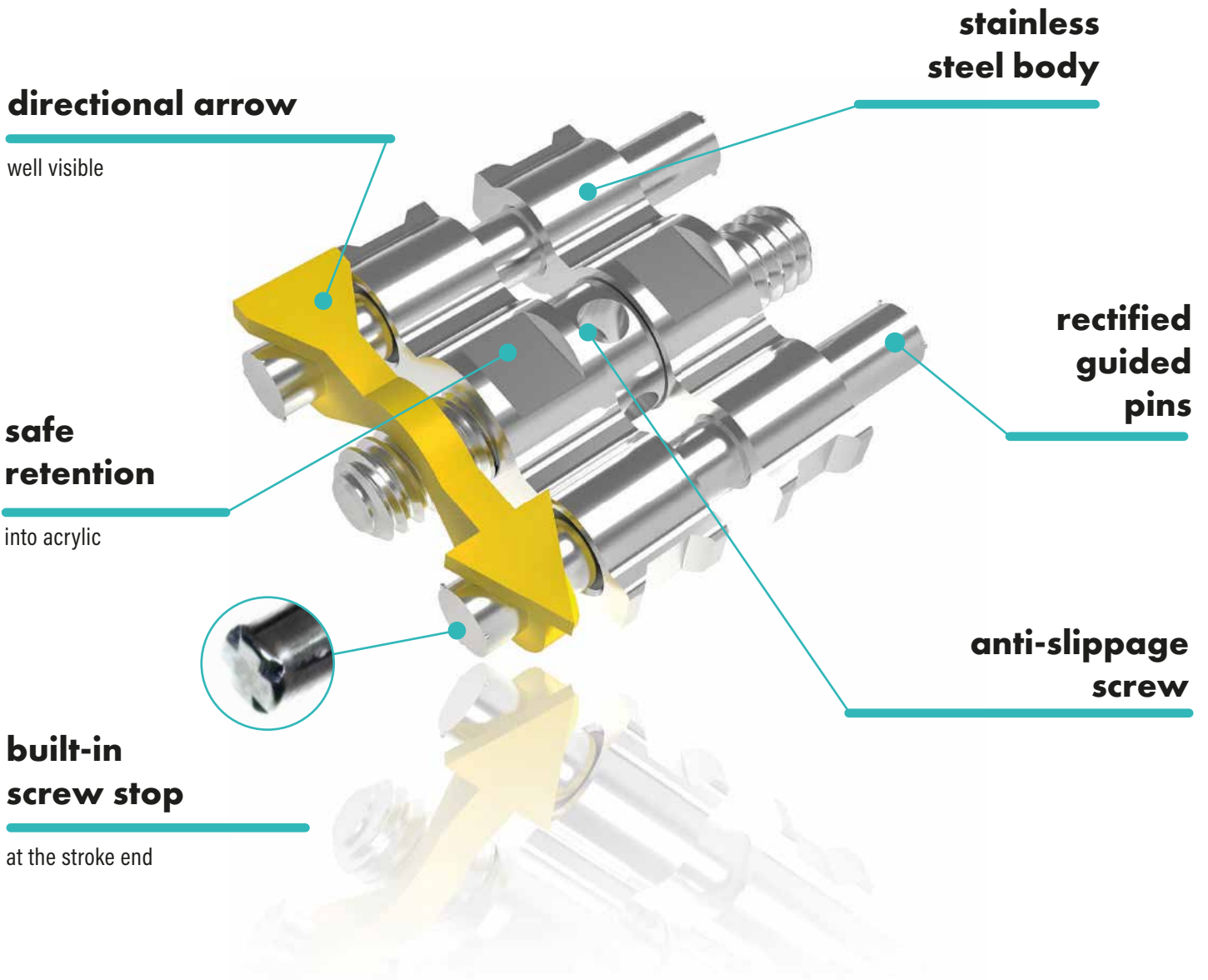
0,7 mm

8 mm


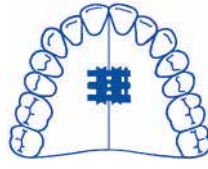
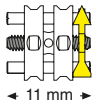

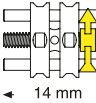

yellow	orange	red	green	silver	assorted colours
					x2
A4800-12G	A4800-12E	A4800-12R	A4800-12V	A4800-12T	A4800-90

STANDARD EXPANSION SCREWS



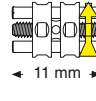

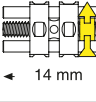

The Leone expansion screws for removable orthodontic appliances derive from 80 years of extensive research, design and millions of clinical cases. The entire production process takes place in Italy with computer aided automated machines. The screws are made of bio-medical stainless steel of the highest quality and male screw threads with centesimal tolerances and total absence of surface roughness. The bodies and the guides are made with tolerances of ± 0.01 mm which ensure stability and precision. The wide range available allows the production of any type of removable device.





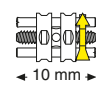

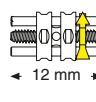

STANDARD SCREW FOR UPPER APPLIANCES

								pkg.		
		 ← 11 mm →	 ← 9,85 mm →	0,8 mm	7 mm	A0805-111	1	new		
						A0805-11	10			
		 ← 14 mm →	 ← 9,85 mm →	0,8 mm	9 mm	A0805-95	100	A0805-141	1	new
						A0805-14	10			
						A0805-96	100			



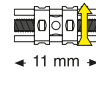

MEDIUM SCREW

								pkg.	
		 ← 11 mm →	 ← 7,25 mm →	0,8 mm	7 mm	A0803-11	10		
						A0803-95	100		
		 ← 14 mm →	 ← 7,25 mm →	0,8 mm	9 mm	A0803-14	10	A0803-96	100

UNIVERSAL SCREW

								pkg.	
		 ← 10 mm →	 ← 6,4 mm →	0,7 mm	6 mm	A0800-10	10		
						A0800-95	100		
		 ← 12 mm →	 ← 6,4 mm →	0,7 mm	8 mm	A0800-12	10	A0800-96	100

SUPER MICRO SCREW

								pkg.
		 ← 11 mm →	 ← 4,8 mm →	0,7 mm	6 mm	A0890-111	1	new
						A0890-11	10	
						A0890-95	100	

SUPER MICRO SECTIONAL SCREW



0,35 mm

3 mm

A0891-09

10

A0891-95

100



0,35 mm

3 mm

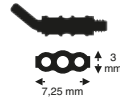
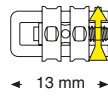
A0891-10

10

A0891-96

100

MICRO SECTIONAL SCREW WITH BENT U-SHAPED GUIDE PIN



0,4 mm

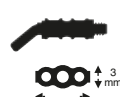
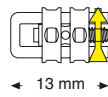
4 mm

A0802-00

10

A0802-95

100



0,4 mm

4 mm

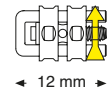
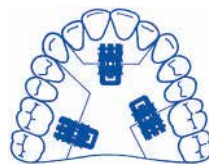
A0802-13

10

A0802-96

100

MICRO SECTIONAL SCREW WITH STRAIGHT U-SHAPED GUIDE PIN



0,4 mm

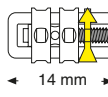
4 mm

A0801-12

10

A0801-96

100



0,4 mm

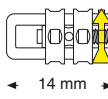
6 mm

A0801-13

10

A0801-98

100



0,4 mm

4 mm

A0801-14

10

A0801-97

100

MICRO SECTIONAL SCREW



0,4 mm

4 mm

A0801-10

10

A0801-95

100



0,4 mm

6 mm

A0801-00

10

A0801-99

100

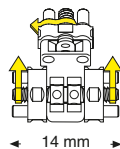
The assortment of special expansion screws proposed by Leone derives from over 30 year experience in the manufacture of expansion screws. The screw selection ranges from the Pagani's classical fan type screw to the Bertoni's three directional one.

The special purpose expansion screws are made of biomedical stainless steel with a mechanical tolerance superior to 1/100 mm.

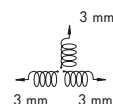
The thread parts are absolutely smooth and they ensure great sturdiness, good friction and prevent from any unwanted turning back.



THREE DIRECTIONAL SCREW ANATOMICAL

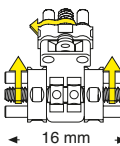


0,4 mm

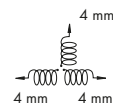


pkg.	
A0930-14	1
A0930-93	5

3 activation points

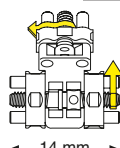


0,4 mm

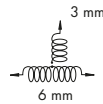


A0930-16	1
A0930-94	5

THREE DIRECTIONAL SCREW ANATOMICAL



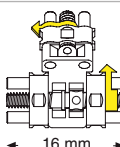
0,4 mm
protrusive



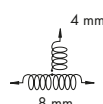
A0931-14	1
A0931-93	5

0,8 mm
transversal

2 activation points



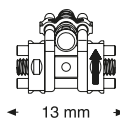
0,4 mm
protrusive



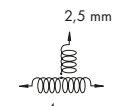
A0931-16	1
A0931-94	5

0,8 mm
transversal

THREE DIRECTIONAL SCREW ANATOMICAL FOR LOWER ARCH



0,4 mm
protrusive

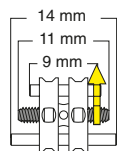


A0932-13	1
A0932-93	5

0,8 mm
transversal

2 activation points

TRAPEZOIDAL SCREW

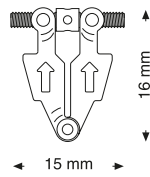


0,8 mm

5 mm

A0813-00	10
A0813-95	100

FAN-TYPE SCREW



pkg.

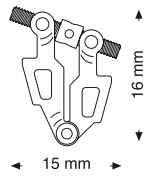
0,8 mm

9 mm

A0515-14 1

A0515-95 100

ASYMMETRIC FAN-TYPE SCREW



pkg.

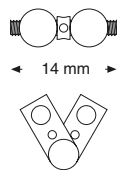
0,8 mm

9 mm

A0516-14 1

A0516-95 100

FAN-TYPE SCREW 2 PIECES



pkg.

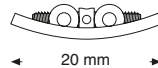
0,8 mm

9 mm

A0815-14 1

A0815-95 100

MANDIBULAR BOW SCREW



pkg.

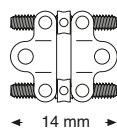
0,8 mm

5 mm

A0517-25 1

A0517-95 100

BI-FAN-TYPE SCREW



pkg.

0,8 mm

9 mm

A0518-14 1

A0518-95 100

Leone palatal expanders have been known worldwide for more than 50 years and are now the most complete range of expanders in the market. The 620 series is a superior product made in various dimensions with many advanced features including laser welding of the extension arms into the body of the expander for greater strength and stability.


The automated manufacturing process and quality control with the highest standards allow us to confidently say that we are offering the best palatal expanders in the world today.

laser welding of the extension arms

into the screw's body

laser-etched

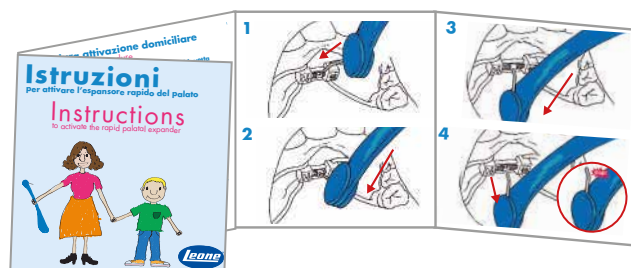
- expansion limit,
- directional arrow,
- lot number



made entirely of
**biomedical
stainless steel**

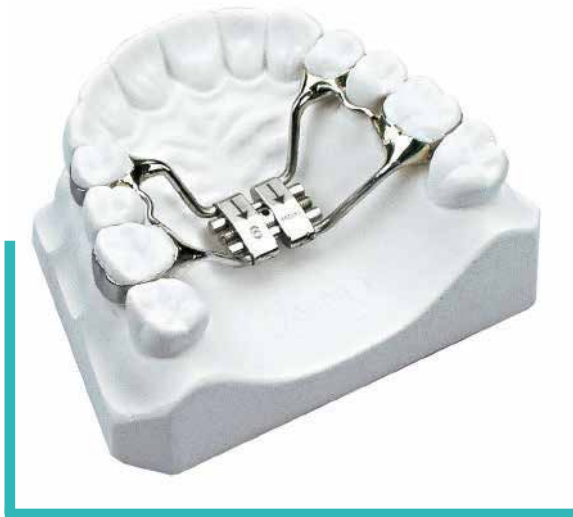
swivel key

also available with
activation turn counter



instructions for use of expanders

useful for parents and doctor



RAPID EXPANDER

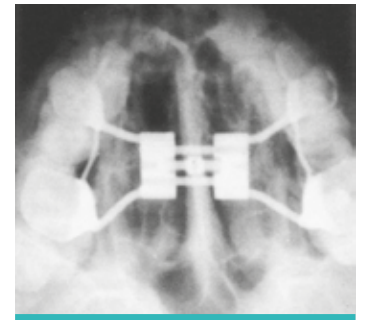
The best-selling palatal expander in the world












Made entirely of biomedical stainless steel. The housing design is completely smooth, with no rough areas for a secure hygiene. The expander limit, a directional arrow and the lot number are laser etched into the surface of the expander body. Supplied with a swivel key with handle and instructions for use to facilitate the patient endoral activation.

The arm bending and self-locking instrument P0620-00 (page 25) is also available.
Packs of 1



Swivel key included in the package



	 11 mm	 4 mm	 arms	 body			activation turns for maximum expansion limit
 A0620-08			1,5 mm	12 mm	8 mm	0,8 mm	35
 A0620-09			1,5 mm	14 mm	9 mm	0,8 mm	40
 A0620-11			1,5 mm	16 mm	11 mm	0,8 mm	50
 A0620-13			1,5 mm	18 mm	13 mm	0,8 mm	60
 A0620-15			1,5 mm	20 mm	15 mm	0,8 mm	70 new




A0600-00

PROTECTIVE TAB^(patented) FOR HAAS-STYLE PALATAL EXPANDER

Made of two parts it allows for safe and easy protection of the activation holes from resin for rapid expanders A0620 type and the realization of expanders with palatal acrylic plate.

Pack of 10

new



1 Unlock the expander with 1 activation hole and fit the bottom into the space between the two bodies, then lock the expander again.

3 Simply apply the upper part of the tab which is shaped to cover and protect the holes on screw's head from acrylic.

4 Once embedded into the acrylic plate, remove the top of the tab and, after cutting the resin, unlock the expander for some holes, and the rear part will also be easily removed.

RAPID EXPANDER WITH PRE-BENT ARMS


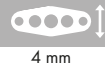








new

Exactly the same as A0620 expander for all technical features and materials used, but designed with pre-bent arms to facilitate the work in the laboratory. The front arms are more inclined than the rear arms to allow the positioning of the expander's body in the most comfortable way for the patient with the best biomechanical results. Provided with one swivel key with handle and instructions for use to facilitate the patient endoral activation.

Packs of 1



Swivel key included in the package

	 11 mm	 4 mm	 arms	 body	 8 mm	 0,8 mm	activation turns for maximum expansion limit
 A0620W08			1,5 mm	12 mm	8 mm	0,8 mm	35
 A0620W09			1,5 mm	14 mm	9 mm	0,8 mm	40
 A0620W11			1,5 mm	16 mm	11 mm	0,8 mm	50
 A0620W13			1,5 mm	18 mm	13 mm	0,8 mm	60



T3370-02 DEMONSTRATION ANATOMICAL MODEL WITH RAPID EXPANDER

Made of resin, two materials: transparent and white. Demonstration anatomical model with the bone and open suture in transparent resin and the sensitive dental structures (roots, impacted teeth, mandibular nerve) are highlighted in white resin.













RAPID EXPANDER WITH TELESCOPIC GUIDES^(patented)

The innovative telescopic guides assure a constant friction throughout the expansion movement, a perfect stability and small sizes. It self deactivates when maximum expansion capacity has been achieved preventing from over-treatment. The 7 mm expander is ideal to treat very narrow palates. The expanders with 10 and 12 mm sizes feature a compact design for ease of arm bending and reducing the overall dimensions of the device. Supplied with a swivel key with handle and instructions for use to facilitate patient endoral activation. The arm bending and self-locking instrument P0620-00 (page 25) is also available. Packs of 1



Swivel key included in the package

	 11 mm	 4 mm	 arms	 body			activation turns for maximum expansion limit
 A2620-07			1,5 mm	11 mm	7 mm	0,8 mm	35
 A2620-10			1,5 mm	14 mm	10 mm	0,8 mm	50
 A2620-12			1,5 mm	16 mm	12 mm	0,8 mm	60



telescopic guide pins*

avoid the possibility of spontaneous deactivation in the mouth

**International patent*

MICRO EXPANDER

Featured by a significantly smaller body bulk than other competing expanders.

It features two extra-long arms also performing support for anteriors and ensuring excellent stability and comfort for the patient.

The micro expander can also be used for the expansion of the mandible. Provided with one swivel key with handle and instructions for use to facilitate the patient endoral activation.

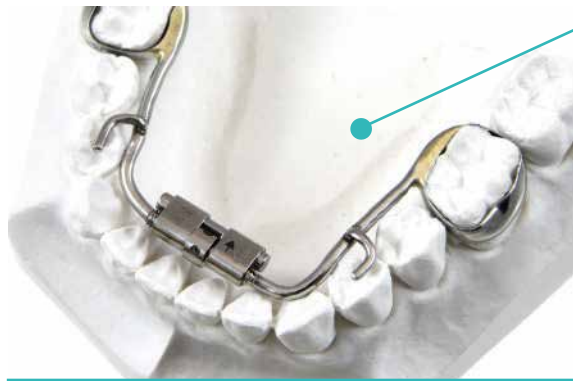
The arm bending and self-locking instrument P0621-00 (page 25) is also available.

Packs of 1



Swivel key included in the package

lower arch expansion







**arm length
68 mm**

new



- It can be positioned in the standard way, i.e. with the markings of the arrow and maximum expansion visible
- or it can also be positioned upside down with the two arrows visible, in case of very narrow palates, to minimize the bulkiness of the arms once they are bent.

	 4,95 mm	 4,05 mm	 arms 1,5 mm	 0,8 mm	 body mm	 activation turns for maximum expansion limit	
					12	8	35
A0621-08							
					16	11	50
A0621-11							

new

**MICRO EXPANDER FOR PALATAL SUTURE
EASY ACCESS**



A1621 expander called "Easy Access" is comparable to the existing A0621, but once placed in the device, the body of the screw will remain closer to the palate with minimized overall dimensions; the head with activation holes remains in front position in respect to the guide pin for easier activation with the key.

Provided with one swivel key with handle and instructions for use to facilitate the patient endoral activation.

The arm bending and self-locking instrument Cat. P0621-00 (page 25) is also available.

Packs of 1

ok ORTHODONTICS
FOR KIDS



Swivel key included in the package



anterior position

holes of activation









easy access

for key activation

3 expansion value

for any therapeutic treatment

	 4,95 mm	 4,05 mm	 arms 1,5 mm	 0,8 mm	 body mm	 activation turns for maximum expansion limit	
					12	8	35
A1621-08							
					16	11	50
A1621-11							
					18	13	60
A1621-13							


RAPID EXPANDER WITH ORTHOGONAL ARMS

This new Leone anatomical expander is the ideal solution for patients who need an orthopaedic maxillary expansion, as it allows the fabrication of devices with limited dimensions, high stability, comfort, and safety. The small sizes of the body and the orthogonal position of the bending arms allow an optimal positioning of the expander even in case of very narrow palates, thus promoting the biomechanical control of the expansion. The swivel key allows for an easy intraoral activation by the patient.

Supplied with a swivel key with handle and instructions for use to facilitate the patient endoral activation.










The arm bending and self-locking instrument P0630-00 (page 25) is also available.

Packs of 1



Swivel key included in the package

- The orthogonal position of the arms reduces the overall size of the device.
- The arms are housed within a through-hole into the body and the laser welding makes them to form an integral part of the screw, thus ensuring maximum safety and comfort for the patient.
- Two different placements are possible thanks to the marking of the arrows on both sides of the screw.
- Available in three expansion capacities for every therapeutic needs.
- The ends of the guide pins are micro-machined to provide a mechanical friction throughout treatment.
- The end-stop limits the possibility of over-treatment.

	 6 mm	 4,5 mm	 arms	 body		 activation turns	for maximum expansion limit
 A0630-08			1,5 mm	12 mm	8 mm	0,8 mm	40
 A0630-10			1,5 mm	14 mm	10 mm	0,8 mm	50
 A0630-12			1,5 mm	16 mm	12 mm	0,8 mm	60



**RAGNO FAN-TYPE
RAPID EXPANDER AND MINI RAPID EXPANDER** ^(patented)

Conceived with the cooperation of Dr. Eleonora Schellino and Prof. Remo Modica

Made entirely of biomedical stainless steel. The expanding arms are laser welded to the screw body. Laser engraved directional arrows on the **MIM**® body. It is a device for the rapid expansion of the palate that allows you to get a widening of the single anterior sector of the maxillary arch, still maintaining the expansion at the molar level. It self-deactivates when maximum expansion capacity has been achieved preventing from overtreatment. The difference between the two models is the geometric shape of the front part: A0625-07 is designed to be able to place the screw as high as possible in the palate trying to determine the minimum encumbrance. The overall size is approximately 20-25% mm less than those of the 9 mm version.

Provided with one swivel key with handle and instructions for use to facilitate the patient endoral activation.

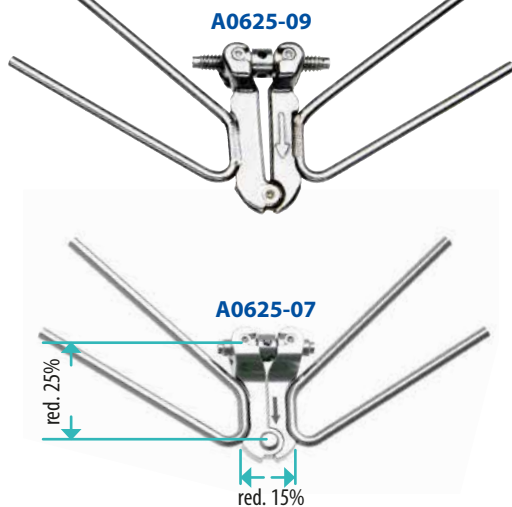
The arm bending and self-locking instruments P0625-09 for expander A0625-09 and P0625-07 for A0625-07 mini expander (page 25) are also available.

Packs of 1



Swivel key included in the package

Comparison between
A0625-09 and A0625-07



			activation turns for maximum expansion limit
--	--------------------------------------------------------------------------------------	---------------------------------------------------------------------------------------	----------------------------------------------------

A0625-09	9 mm	0,9 mm	40
-----------------	------	--------	----

new

			activation turns for maximum expansion limit
--	--------------------------------------------------------------------------------------	---------------------------------------------------------------------------------------	----------------------------------------------------

A0625-07	7 mm	0,9 mm	31
-----------------	------	--------	----

LEAF EXPANDER®

MEMORIA® LEAF SPRING ACTIVATED EXPANDER

(patented)

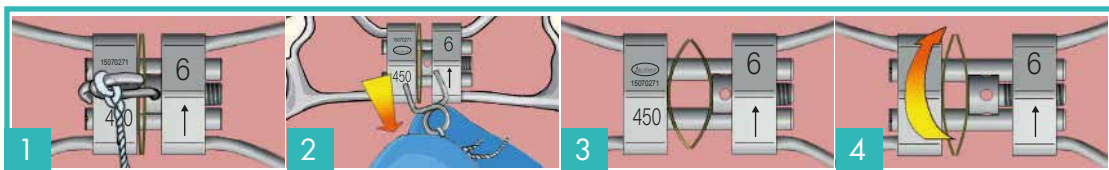
This device is an evolution in the design of the previous spring-loaded expander, designed with technical and scientific collaboration of Dr. Claudio Lanteri and Mr. Filippo Francolini. This new expander features a small size body, and it is equipped with two Nickel Titanium **MEMORIA®** leaf springs allowing the release of calibrated and continuous forces to promote the expansion of the maxillary arch. Re-loading is needed when the two opposing leaf springs move apart: the intraoral activation, which must be done in the dental office, will put the springs in contact again thus allowing the release of the selected force.

The expander is available in two models releasing respectively 450 g and 900 g. **The package includes a special clip** to keep the leaf springs compressed by facilitating the phases of work and development of treatment either for clinician and technician. Supplied with a swivel key with handle to facilitate the endoral activation by the professional. The arm bending and self-locking instrument P0620-00 (page 25) is also available. Packs of 1



Swivel key and clip included in the package

ENDORAL USAGE SCHEME



ok ORTHODONTICS
FOR KIDS



Model	Force	Number of Springs	Body Length	Arm Length	Spring Length	Spring Thickness	Activation Turns
A2703-06	450 g approx	2	11 mm	6 mm	6 mm	0,4 mm	30
A2704-06	900 g approx	2	11 mm	6 mm	6 mm	0,4 mm	30
A2703-09	450 g approx	3	11 mm	9 mm	9 mm	0,4 mm	45
A2704-09	900 g approx	3	11 mm	9 mm	9 mm	0,4 mm	45

EXPANDER ACTIVATION GUIDELINES

LEAF model	LEAF expander cementation	FIRST phase	SECOND phase	THIRD phase
6 mm A2703-06 - A2704-06	spring activation - 0 turns	after 6 weeks 10 turns	after 4 weeks 10 turns	after 4 weeks 10 turns
9 mm A2703-09 - A2704-09	spring activation - 0 turns	after 8 weeks 15 turns	after 6 weeks 15 turns	after 6 weeks 15 turns



A2700-00
EXPANSION MEASURING GAUGE
FOR LEAF EXPANDER*

new

Helpful to verify the expansion gained and the need to activate the expander or compress the springs again. Easy to place design, it makes easier to check the expansion value directly into the mouth.

Made of steel, suitable for hot and cold sterilization.
Pack of 1



LEAF **EXPANDER®**

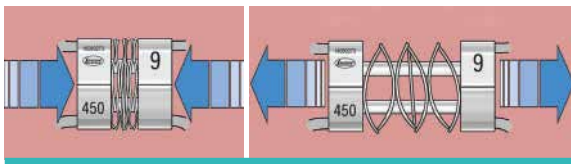
self

new

MEMORIA® LEAF SPRING
SELF-ACTIVATED EXPANDER® (patented)

Featuring all the advantages of the Leaf expander without the need of periodic reactivation. The work of this expander is assigned entirely to the flexible properties of the nickel titanium leaf springs releasing controlled and continuous forces.

The choice of the expander is decided on the basis of the transverse discrepancy of the patient: therapy is therefore predetermined and no further action is required, nor by the clinician nor even by the patient. Available in two strength levels and two expansion capabilities to meet nearly all maxillary deficiencies. The arm bending and self-locking instrument P0620-00 (page 25) is available.
Pack of 1



ok **ORTHODONTICS**
FOR KIDS

	11 mm	4 mm	∅	↔	↔
			arms	body	
A2705-06					
4 springs					
450 g approx					
			1,5 mm	12 mm	6 mm
A2706-06					
4 springs					
900 g approx					
A2705-09					
6 springs					
450 g approx					
			1,5 mm	12 mm	9 mm
A2706-09					
6 springs					
900 g approx					

*Patent pending

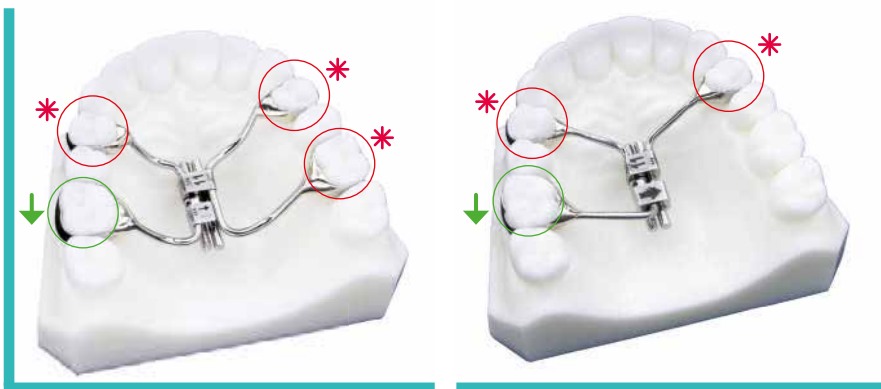


Swivel key included in the package

BABY RPE EXPANSION SCREW^(patented)

Developed with the assistance and clinical experience of Prof. Nicola Veltri, the RPE baby expansion screw is intended for the rapid expansion of the palate suture, and is available with either 2 or 4 arms. The model with 4 arms may be an alternative to the expander A0620, while the model with 2 arms may be an alternative to the expander A0621. Supplied with a swivel key with handle and instructions for use to facilitate the patient endoral activation. Packs of 1

6 mm	4,5 mm	arms 1,5 mm	body	11	0,8 mm	activation turns for maximum expansion limit
			16 mm	11	0,8 mm	50
A3620-11						
6 mm	4,5 mm	arms 1,5 mm	body	11	0,8 mm	activation turns for maximum expansion limit
			16 mm	11	0,8 mm	50
A3621-11						



* ANCHORAGE
↓ EXPECTED DENTAL MOVEMENT

MULTIFUNCTIONAL ORTHODONTIC SCREWS^(patented)

Intended for unilateral distalization and expansion of upper molars. Available with 3 or 4 arms. Featuring one guide only and expansion capacity up to 11 mm. Packs of 1








Key with safety ring leash included in the package


6 mm	4,5 mm	arms 1,5 mm	body	11	0,8 mm	activation turns for maximum expansion limit
			16	11	0,8 mm	50
A3626-11						
			16	11	0,8 mm	50
RIGHT A3628-11						
			16	11	0,8 mm	50
LEFT A3629-11						



ARM BENDING AND SELF-LOCKING INSTRUMENT^(patented) FOR EXPANDERS

Handy instrument to firmly hold the expander; it allows for easy and accurate modeling of the arms along with the special arm bending P1620-02. The instrument ends, with a clutch mechanism, are shaped on the model of expander to avoid damage to the bodies and are kept closed by a cursor clamp device that is turned on and off with a simple thumb action. The edge thickness of the clutching ends is designed to indicate the minimum space between the body of the expander and the palatal vault. By placing the instrument with the screw on the plaster model, the correct inclination and the right height to bend the arms will be clearly visible. It is also useful to test the expander prior to use by opening and closing the expander with the special straight key.

for expanders		
	P0620-00	A0620-08/09/11/13/15 A2620-07/10/12 A2703-06/09 - A2704-06/09 A2705-06/09 - A2706-06/09
	P0630-00	A0630-08/10/12
	P0621-00	A0621-08/11 A1621-08/11/13
	P0625-09	A0625-09 new
	P0625-07	A0625-07 new



A0558-01 SWIVEL KEY WITH ACTIVATION TURN COUNTER^(patented)

The A0558-01 key is characterized by a "click" after each activation turn which can be heard by the user to control the activation turns of the expander in the oral cavity. A counter on the rear part of the handle enables the easy activation turn control by the patient.
Pack of 10



The activation ends when a "click" is detected by the key that exceeds the offset limit on the circular end of the handle (1 click equals ¼ turn)

Pull the key out of the hole when the activation is completed

Check that the key has reached the stop on the circular end of the handle

Place the tip of the white turn counter on the line corresponding to the number of turn activations done



RAPID MOLAR DISTALIZER

A1730-91 1 case

A1730-99 10 cases



Leone First Class is the perfect appliance to get a rapid controlled distalization of the upper molars, conceived with the technical and scientific cooperation of Drs. Arturo Fortini, Massimo Lupoli and Mr. Massimiliano Parri. The vestibular and lingual tubes are made with **MIM®** technology for maximum comfort and precision. The bicuspid tube is a little higher to compensate the non perfect alignment of molars that may be found in some patients. One turn a day activation produces a distal movement of 0,1 mm sufficient to get molar distalization with a minimum loss of anchorage. The package is supplied with all the components necessary for the construction of the appliance.



REFILLS FOR FIRST CLASS LEONE

Packs of 10

			content of 1 case kit
Male screws		A1730-01	2
Threaded tubes		A1730-02	2
MIM® vestibular tubes		A1730-03	2
MIM® palatal tubes		A1730-04	2
MIM® vestibular tubes, high		A1730-05	2
Fixing rings		A1730-06	4
Palatal wires		A1730-07	2
Keys		A1730-08	1
MEMORIA® springs		A1730-09	2



P1730-91

PARALLELING DEVICE FOR FIRST CLASS LEONE

Specific device for the visualization and the maintenance of a parallel position between the vestibular screw and the lingual bar during soldering. The package is composed of 2 paralleling male screws, 2 paralleling devices and instructions for use.

DISTALIZER FAST BACK LEONE

FAST BACK




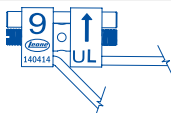







A1760-91 1 case


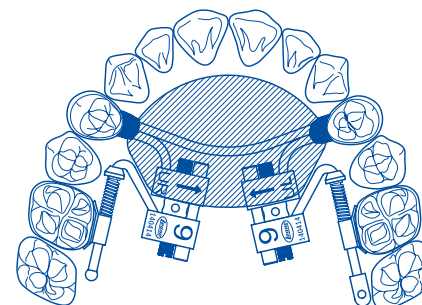
Fast Back is a device for the distalization of upper molars, developed through the cooperation of Dr. C. Lanteri and Mr. F. Francolini. The Fast Back device provides a translation movement of the molars using a pre-determined amount of pressure. There is no need for the cooperation of the patient thus maintaining a good anchorage control. The principle of the Fast Back distalization process is based on the compression of a **MEMORIA**® coil spring, available either in 200 g or 300 g, which exerts a constant force on the molar. The spring can be re-activated each month through the expansion of the screws in the device. The tube pre welded on the molar band, enables the screw arm to slide smoothly with total control of the direction of distalisation. The Fast Back kit contains all the elements needed for the construction of a bilateral Fast Back device.



Key with safety ring leash included in the package

REFILL FOR FAST BACK LEONE

		activation turns for maximum expansion limit		pkg.
Distalizer 9 mm UR		40	0,8 mm	A1760-09 1
Distalizer 9 mm UL				A1761-09
MIM ® palatal tubes		A1730-04		
Spherical ends		A1763-00		
Ends with hole for ligature		A1763-05		
Spring-compression stop		A1763-01		paks of 10
MEMORIA ® coil spring 200 g		A1763-02		
MEMORIA ® coil spring 300 g		A1763-03		
Keys		A1763-04		



P1622-00

ARM BENDING INSTRUMENT FOR FAST BACK

It facilitates the job of the technician during the construction of the device. It allows to maintain the linearity of the arm which has to slide on the palatal tube. The aluminium handle joined to the tempered steel tube assures a firm grip to get accurate bends.



A0558-00
EXPANSION SWIVEL KEY

Pack of 10



P1620-02
ARM BENDING INSTRUMENT
FOR EXPANDERS

Ideal to bend the expander arms with ease and precision.



PRE-BENT KEYS FOR EXPANDERS
WITH SAFETY LEASH

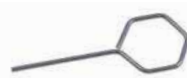
Stainless steel. Pre-bent at 45°. **For patient.**

A0557-03 10 keys,
10 safety leashes,
10 instructions for use

A0557-13 100 keys,
100 safety leashes,
100 instructions for use

A0557-00
STRAIGHT KEYS FOR EXPANDERS

Stainless steel. **Only for use in the laboratory.**
Packs of 100



P1621-00
INSTRUMENT
FOR ENDORAL ACTIVATION

Suggested for use with multifunctional orthodontic screws.



A0666-01
REAMER

It is used to tap holes into acrylics. Suitable for all expansion screws with 0,4 mm pitch. **Refill tip A0669-00.**

P1520-00
SCREWDRIVER

For micro spring screws. Tip: 1,5 mm.



MIM® ACTIVATOR TUBE
FOR EXTRAORAL FACEBOW

Manufactured with Metal Injection Moulding technology, it allows high retention into acrylics. Comfortable design.

A0761-45 Ø .045"
A0761-51 Ø .051"



BITE PLANES FOR FUNCTIONAL PLATES

A stainless steel range of products giving the chance of manufacturing high quality functional plates.
Packs of 10



A0720-10
STANDARD BITE PLANE
Soft, 0,5 mm.



A0596-10
ANATOMICAL DOUBLE BITE PLANE
Double bite plane in spring hard stainless steel.
Soft, 0,5 mm.



A0721-10
PLATE LATERAL LEVELS
Soft, 0,5 mm.



A0595-10
ANATOMICAL BITE PLANE
Soft, 0,5 mm.



A0722-00
DOUBLE BITE PLANE

M.A.D. SERIES LEONE

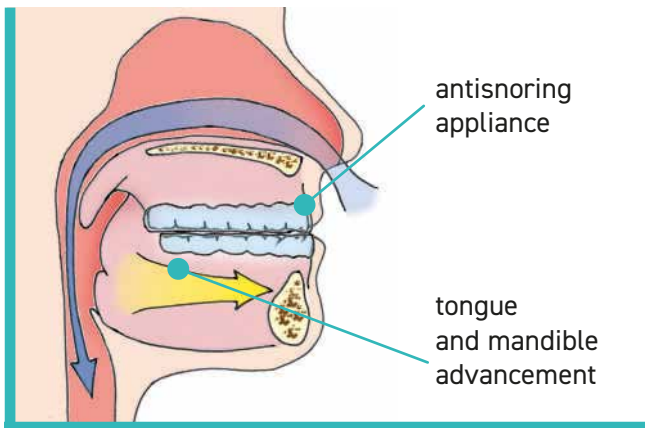
new

These intraoral nighttime appliances can treat snoring by acting directly on the mechanism which is the cause of it, by pushing the jaw forward. Mandibular repositioning pushes tongue forward and keeps epiglottis apart from uvula, thus solving the vibration of the soft tissues of the palate to the passage of air which creates the snoring sound. MAD appliances are also used for the treatment of sleep apnea (OSA) as they can solve the obstruction of rear airway tissues by restoring breathing capacity during sleep.

The American Academy of Dental Sleep Medicine reports that bimaxillary appliances made in the laboratory are more effective and, above all, allow a further gradual progress of 4-5 mm since the first check bite registration.

There exist several MAD design appliances worldwide used to treat snoring and obstructive sleep apnea: we have decided to accomplish and improve the components which are used for the most widely known appliances, thus having better evidence of clinical and scientific efficacy.

This is our proposal in compliance with the requirements of any clinical specialist: **appliance efficiency, high safety standards, stability and comfort for patient.**



FORWARD!*

bimaxillary appliance
dorsal type



TELESCOPIC ADVANCER

appliance with plug
and tube components



*Patent pending

FORWARD!*

new

ANTISNORING KIT

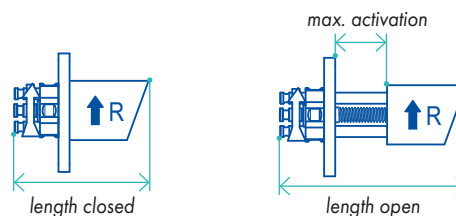
- A5300-07** 1 appliance
- A5300-17** 10 appliances

The first hardware kit specifically engineered for the antisnoring bi-maxillary dorsal type appliance.

This time-saving Kit includes all the necessary components for an easier and more precise construction of the appliance.

The kit for the assembly of 1 appliance is composed of:

- 2 upper screws, 1 right and 1 left
- 2 lower wings with inner steel frame, 1 right and 1 left.



	length closed	length open	max. activation	4 activations
A5300-07	18 mm	25 mm	7 mm	0,4 mm

REFILLS FOR FORWARD*

Lower wings with inner steel frame



A5301-00

- Pack of:
- 1 left lower wing with steel frame
 - 1 right lower wing with steel frame

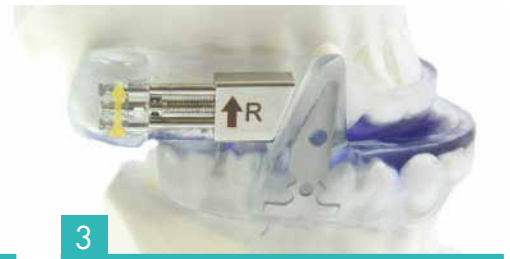
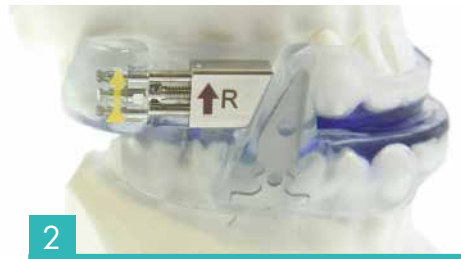
Screw 70° angulated body



A5302-00

- Pack of:
- 1 upper right screw
 - 1 upper left screw

*Patent pending



The upper screws are specifically designed to get a thrust on the inclined plane of the lower unit: the protrusive anterior portion is a **metallic body perfectly angulated at 70°**, while the back portion has extensive retention capacity for the acrylic to avoid breakage. The screw mechanism has a **built-in stop** that gives both **perfect friction** and stability during the forward movement, as well as preventing the screw from coming apart once **7 mm** of maximum elongation is reached.



The lower wings, one right and one left, are **anatomically shaped for superior comfort** and perfect matching with the 70° inclined plane of the upper screw bodies. The clear material is fully compatible with any orthodontic acrylic resin, while the inner metallic **frame can be anatomically adapted** and incorporated into the resin of the lower splint, to ensure superior strength for the mandibular advancement in adult patients.

Each upper screw has an arrow clearly laser marked on metal front body, indicating the **direction of activation** to get the forward movement. The screws, both left and right, are specific manufactured to get a **single direction of activation on both sides** and minimize errors. Each directional activation generates 0.1 mm advancement.





TELESCOPIC ADVANCER ANTISNORING KIT

A5100-07 1 appliance MEDIUM

A5200-07 1 appliance LONG

A5100-17 10 appliances MEDIUM

A5200-17 10 appliances LONG

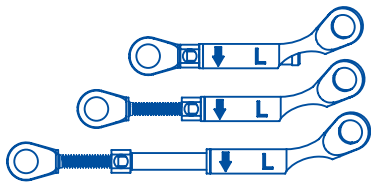
The kit, specifically engineered for the realization of an antisloring appliance with telescopic plugs and tubes, includes all the components for an easier and precise construction of the appliance.

1 kit for the assembly of 1 appliance is composed of:

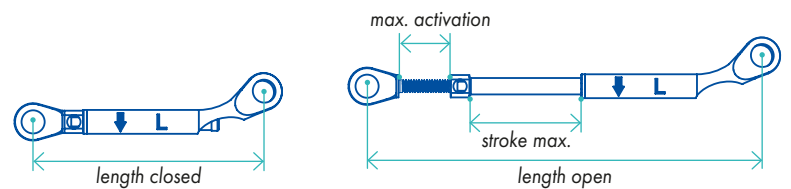
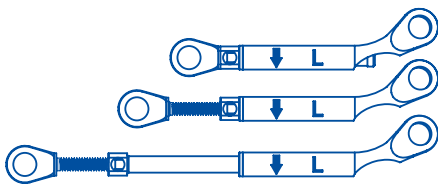
- 2 telescopic arms (plug and tube), 1 right and 1 left
- 4 positioning support with steel wire for acrylic
- 4 fixing screws for positioning support
- 1 wrench for activation

A multiple kit for the assembly of 10 appliances is also available.

PLUG AND TUBE MEDIUM




PLUG AND TUBE LONG



	length closed	length open	stroke max.	max. activation	4 activations
A5100-07 MEDIUM	26 mm	43 mm	10 mm	7 mm	0,4 mm
A5200-07 LONG	31 mm	53 mm	15 mm	7 mm	0,4 mm

REFILLS FOR TELESCOPIC ADVANCER

	A5101-00	Pack composed of: - 4 fixing screws for support - 1 wrench for activation of the advancer
	A5101-01	Pack composed of: - 4 positioning supports - 4 positioning supports - 1 wrench for activation of the advancer



P1515-00 FAN-TYPE HAND WRENCH

Thanks to its design, this screwdriver allows you to easily tighten the fixing screws for support of the Telescopic Advancer device.




1



2

The plug and tube components are manufactured by using **biocompatible stainless steel with the highest strength** available providing durability to any biomechanical stress. The plug component features a special design that does not permit the disassembling from the tube once the patient is in mouth wide-open position.



3



4

The positioning supports are designed to be embedded in the acrylic splint: they feature a **laser welded wire throughout** that can be easily bent to enhance the resin retention and avoid unwanted detachment. The outer part presents a threaded portion to accommodate the square head screws binding the ends of the hinges.

The wrench for activation supplied with the kit can be used in the laboratory to tighten the square head screws.



5



6

The same instrument is necessary to activate the square head advancer screw into the plug in the direction indicated by the laser etched arrow: each quarter turn of activation produces 0.1 mm advancement. **The maximum elongation is 7mm on both sides.**



7

A ruler is laser etched on the wrench handle to check the activation length throughout treatment.





PLATE HOLDERS

Manufactured from non toxic, unbreakable plastic.
With inner socket for key and one space for patient's phone number.

PLATE HOLDER KIT ASSORTED COLORS

Packs of 200:
30 white, 30 pink, 40 yellow, 40 blue, 30 green, 30 orange

A3038-99 Small

A3039-99 Large

small	large	pkg.	COLOUR	small	large	pkg.
A3038-00	A3039-00				white	
A3038-00S	A3039-00S		pink	A3038-93S	A3039-93S	
A3038-00G	A3039-00G		yellow	A3038-93G	A3039-93G	
A3038-00A	A3039-00A	10	blue	A3038-93A	A3039-93A	200
	A3039-00F		fluorescent		A3039-93F	
A3038-00V	A3039-00V		green	A3038-93V	A3039-93V	
A3038-00E	A3039-00E		orange	A3038-93E	A3039-93E	




R7001-00
ORTHO CLEANER LEONE

Specific product for cleaning of retainers, gumschields, removable orthodontic devices, bites, aligners and antisnoring appliances. It removes stains from tobacco, coffee, tea, iron, tartar and dental plaque.

Pack of 20 bags, 4 g each bag



WIRES and **WIRE FORMS**





In our Centre for Biotechnological Research "Marco Pozzi", the Shimadzu micro hardness tester and the Instron testing machine are used for the verification of the mechanical properties of the wires.

Leone orthodontic wires are available in a range of alloys and different grades of elasticity and hardness to meet any therapeutic requirements. The mechanical properties of the wires are constantly checked to ensure consistent quality.

All Leone wires are supplied in a practical packaging either in rolls or in straight wire sections.

The range includes laboratory wires made of stainless steel, chromium cobalt alloy, which can be heat-treated, and **BIOSTEEL**[®] nickel-free content.

The numerous forms of archwires available are manufactured from various alloys:

- stainless steel with different mechanical properties to meet all orthodontic requirements;
- nickel titanium alloy, available as **MEMORIA**[®], **THERMOMEMORIA**[®] and **MEMORIA**[®] **NATURA**[®], releasing gentle but constant forces, it can be formed into a large variety of shapes;
- nickel-free titanium molybdenum alloy, available as Beta **MEMORIA**[®], featuring exceptional pliability and elasticity as well as low friction.

The Leone packages for wires feature a special accurate design. Clasp and Crozat wires are packaged in anti-rolling coiled spools while straight wires are packaged in triangular shaped tubes to prevent rolling out from the table. All Leone archwires are packaged in little envelopes that clearly show the part number, the dimensions, the product features and the lot number.

CLASP WIRE

LEOWIRE® ROUND SPRING HARD WIRE

Chromium stainless steel alloy.
Diamond drawn to obtain highly resistant and stainless levelled surfaces. Suitable for all orthodontic applications.

BIOSTEEL® ROUND SPRING HARD WIRE NICKEL-FREE*

Stainless steel alloy purposely made to prevent any nickel allergic reactions (Cr 16,5%, Mn 11%, Mo 2,7%, N 0,5%, balance Fe).
Suitable for all orthodontic applications.

**Nickel trace elements of ≤ 0,05% are due to the process of manufacturing*



standard spool

∅		LEOWIRE® spring hard	BIOSTEEL® spring hard	
mm	inch	1800/2000 N/mm ²	1800/2000 N/mm ²	m
0,5	.020	C0400-05		50
0,6	.024	C0400-06	C0401-06	40
0,7	.028	C0400-07	C0401-07	25
0,8	.032	C0400-08	C0401-08	20
0,9	.036	C0400-09	C0401-09	10
1,0	.040	C0400-10	C0401-10	10
1,1	.044	C0400-11		10
1,2	.048	C0400-12		10
1,3	.052	C0400-13		10
1,4	.055	C0400-14		8

laboratory roll

LEOWIRE® spring hard		BIOSTEEL® spring hard		
1800/2000 N/mm ²		1800/2000 N/mm ²	m	g
C0450-05			306	
C0450-06	C0451-06		225	
C0450-07	C0451-07		165	
C0450-08	C0451-08		125	
C0450-09	C0451-09		100	500
C0450-10	C0451-10		80	
C0450-11			70	
C0450-12			53	
C0450-13			45	
C0450-14			39	





CHROMIUM-COBALT WIRE

Heat-treatable chromium cobalt alloy, stainless and tough. Its tensile strength allows clasps, even difficult ones to be easily shaped, without breakage. It is self tempering during soldering or heating at 450° C. Necessary for any Crozat wire technique.



∅		hard heat-treatable		pkg.	
mm	inch	1350/1500 N/mm ²	m	g	
0,6	.024	C0410-06	30		
0,7	.028	C0410-07	22		
0,8	.032	C0410-08	17		
0,9	.036	C0410-09	13		
1,0	.040	C0410-10	11	70	
1,1	.044	C0410-11	9		
1,2	.048	C0410-12	8		
1,3	.052	C0410-13	6		



STRAIGHT ROUND WIRE

An alloy properly designed for forming arches and springs in fixed orthodontic appliances.

It is diamond drawn to obtain resistant surfaces.

Available in three tempers: hard, spring hard and extra spring hard to be adapted to any therapeutic application.

∅	hard	spring hard	extra spring hard	pkg.
inch	1400/1600 N/mm ²	1800/2000 N/mm ²	2200/2400 N/mm ²	
.014	C8080-14	C8180-14	C8380-14	20 wires
.016	C8080-16	C8180-16	C8380-16	
.018	C8080-18	C8180-18	C8380-18	
.020	C8080-20	C8180-20	C8380-20	
.032	C8080-32			
.036	C8080-36			
.040	C8080-40			
.045	C8080-45			
.051	C8080-51			




STRAIGHT RECTANGULAR WIRE


An alloy properly designed for orthodontic applications.

Diamond drawn to obtain perfectly square angles and levelled surfaces.

Available in two tempers: spring hard and extra spring hard, it is tested and quality controlled in the laboratory.


∏	spring hard	extra spring hard	pkg.
inch	1800/2000 N/mm ²	2200/2400 N/mm ²	
.016x.016	C8016-16	C8116-16	10 wires
.016x.022	C8022-16	C8122-16	
.017x.017	C8017-17	C8117-17	
.017x.022	C8022-17	C8122-17	
.017x.025	C8025-17	C8125-17	
.018x.022	C8022-18		
.018x.025	C8025-18	C8125-18	
.019x.025	C8025-19	C8125-19	
.020x.025	C8025-20 <i>new</i>		
.021x.025	C8025-21	C8125-21	
.0215x.028	C8028-21	C8128-21	





LEOLOY® SQUARE AND RECTANGULAR HEAT-TREATABLE WIRE

Chromium-cobalt base alloy, heat-treatable.
Highly stainless and resistant to breakage.
Available in two tempers.
Packs of 10 wires

soft heat treatable		spring heat treatable
1400/1600 N/mm ²	inch	1700/1900 N/mm ²
C8216-16	.016x.016	C8416-16
C8222-16	.016x.022	C8422-16
C8225-17	.017x.025	C8425-17

BLUE LEOLOY® - soft heat treatable

It is initially the softest of the two tempers. It is intended for construction of archwires which require considerable bending. After heat-treating (480° C), it will become so hard as stainless steel wires. Recommended for Ricketts technique.

YELLOW LEOLOY® - spring heat treatable

With slight springer qualities than blue. It is intended for construction of archwires which require considerable bending. It can be used as furnished or can be heat treated (480° C) if greater springback is required.



"AUSTRALIAN" WIRE SPOOLS

It is diamond drawn for perfect levelling of surfaces. The two tempers are laboratory tested and quality controlled.
Spools, 8 m

∅	extra spring hard	super hard heat-treated
inch	2200/2400 N/mm ²	2500/2700 N/mm ²
.012	C0420-12	
.014	C0420-14	C0430-14
.016	C0420-16	C0430-16
.018	C0420-18	C0430-18
.020	C0420-20	C0430-20




"AUSTRALIAN" ARCHWIRES SPECIAL PLUS

Packs of 10

medium upper	∅	medium lower
	inch	
C2010-16	.016	C2050-16
C2010-20	.020	C2050-20




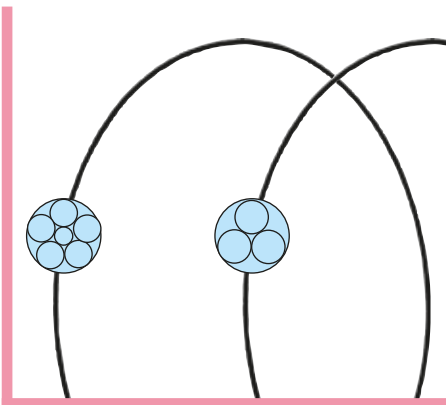
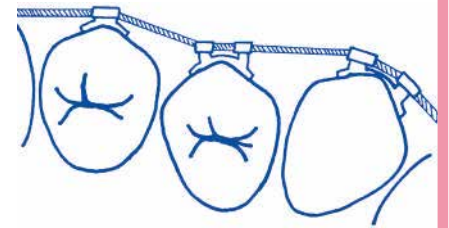
STRAIGHT TWIST WIRE

∅		
inch		pkg.
.015	C8580-15	10 wires
.0175	C8580-17	
.0195	C8580-19	
.0215	C8580-21	





STRAIGHT FLEX WIRE

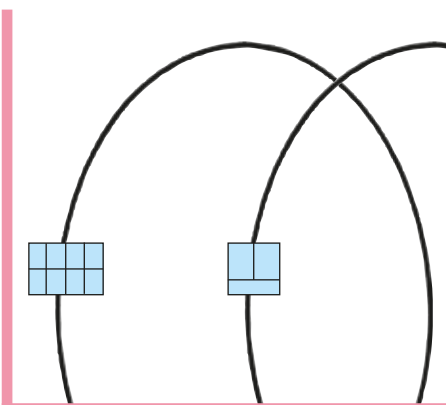
∅		
inch		pkg.
.015	C8880-15	10 wires
.0175	C8880-17	
.0195	C8880-19	





ROUND PREFORMED TWIST AND FLEX ARCHWIRES



twist		
∅		
inch		pkg.
.0155	C5540-15	10
.0175	C5540-17	

flex		
∅		
inch		pkg.
.0155	C5440-15	10
.0175	C5440-17	



RECTANGULAR PREFORMED TWIST ARCHWIRES

twist 3 wires		
		
inch		pkg.
.016x.016	C5541-16	10
.016x.022	C5542-16	

twist 8 wires		
		
inch		pkg.
.017x.025	C5745-17	10
.018x.025	C5745-18	



ROUND AND RECTANGULAR STANDARD ARCHWIRES

Standard preformed. Made out of extra spring hard wire for higher resiliency. Marked at the midline, black for upper and red for lower. Packs of 10



upper	∅ inch	lower
C5110-12	.012	C5150-12
C5110-14	.014	C5150-14
C5110-16	.016	C5150-16
C5110-18	.018	C5150-18
C5110-20	.020	C5150-20

upper	inch	lower
C5111-16	.016x.016	C5151-16
C5112-16	.016x.022	C5152-16
C5115-17	.017x.025	C5155-17
C5115-18	.018x.025	C5155-18
C5115-19	.019x.025	C5155-19
C5115-21	.021x.025	C5155-21





ROUND AND RECTANGULAR PREFORMED ARCHWIRES

Extra spring hard wire, round or rectangular, diamond drawn for leveling of surfaces. Available in small, medium and large shape, both upper and lower, they represent the ideal answer to achieve your treatment goals. Archwire selector C5950-00 is available to choose the right shape for your treatment.



∅ inch	small		medium		large		pkg.	
	upper	lower	upper	lower	upper	lower		
.014			C3110-14	C3150-14				
.016	C3010-16	C3050-16	C3110-16	C3150-16	C3210-16	C3250-16	10	
.018	C3010-18	C3050-18	C3110-18	C3150-18	C3210-18	C3250-18		
.020			C3110-20	C3150-20				
∅								
.016x.016			C3111-16	C3151-16				
.016x.022	C3012-16	C3052-16	C3112-16	C3152-16	C3212-16	C3252-16	10	
.017x.025			C3112-17	C3152-17				
.018x.025	C3012-18	C3052-18	C3112-18	C3152-18	C3212-18	C3252-18		
.019x.025	C3012-19	C3052-19	C3112-19	C3152-19	C3212-19	C3252-19		
.021x.025			C3112-21	C3152-21				



MEMORIA® PREFORMED ARCHWIRES

In a superelastic nickel-titanium base alloy, these archwires provide gentle and continuous forces, reduce treatment time and improve patient comfort. The highly polished surface eliminates any bracket slot friction. Their non-deformability and superelasticity, which are expressed in the continuous force delivery over a wide deflection range, have been tested on thousands of treatments. Available in small, medium and large shape, both upper and lower, they represent the ideal answer to achieve your treatment goals.

C5950-00

PREFORMED ARCHWIRE SELECTOR

Lay the selector on the model and select the right arch shape.



∅	small		medium		large		pkg.
	inch	upper	lower	upper	lower	upper	
.012				C5910-12	C5950-12		
.014	C5913-14	C5953-14		C5910-14	C5950-14	C5916-14	C5956-14
.016	C5913-16	C5953-16		C5910-16	C5950-16	C5916-16	C5956-16
.018	C5913-18	C5953-18		C5910-18	C5950-18	C5916-18	C5956-18
.020				C5910-20	C5950-20		
▧							
.016x.016				C5911-16	C5951-16		
.016x.022	C5914-16	C5954-16		C5912-16	C5952-16	C5917-16	C5957-16
.017x.025	C5914-17	C5954-17		C5912-17	C5955-17	C5917-17	C5957-17
.018x.018				C5911-18	C5951-18		
.018x.025	C5914-18	C5954-18		C5915-18	C5955-18	C5917-18	C5957-18
.019x.025	C5914-19	C5954-19		C5915-19	C5955-19	C5917-19	C5957-19
.021x.025				C5915-21	C5955-21		

∅	medium		pkg.
	inch	upper	
.012	C5910-012	C5950-012	
.014	C5910-014	C5950-014	
.016	C5910-016	C5950-016	25
.018	C5910-018	C5950-018	
.020	C5910-020	C5950-020	
▧			
.016x.016	C5911-016	C5951-016	
.016x.022	C5912-016	C5952-016	
.017x.025	C5912-017	C5955-017	
.018x.018	C5911-018	C5951-018	25
.018x.025	C5915-018	C5955-018	
.019x.025	C5915-019	C5955-019	
.021x.025	C5915-021	C5955-021	

new



MEMORIA® PREFORMED ARCHWIRES "V" BEND

A V bend on midline avoids any unwanted displacement of the archwire by ensuring the therapeutical treatment previously foreseen with the selected archwire shape.

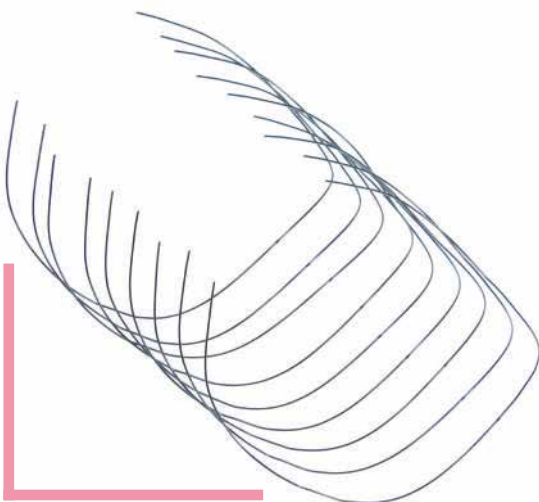


medium upper	∅ inch	medium lower	pkg.
C5910V12	.012	C5950V12	10
C5910V14	.014	C5950V14	
C5910V16	.016	C5950V16	
C5910V18	.018	C5950V18	

medium upper	∕ inch	medium lower	pkg.
C5911V16	.016x.016	C5951V16	10
C5912V16	.016x.022	C5952V16	
C5912V17	.017x.025	C5955V17	
C5915V18	.018x.025	C5955V18	

MEMORIA® ARCHWIRES REVERSE CURVE OF SPEE

Superelastic nickel titanium archwires for levelling movements and closure of spaces. They are also indicated for the correction of bite closure alterations. Packs of 10



upper	∅ inch	lower
C6910-16	.016	C6950-16
C6910-18	.018	C6950-18

upper	∕ inch	lower
C6912-16	.016x.022	C6952-16
C6912-17	.017x.025	C6952-17
C6912-19	.019x.025	C6952-19



MEMORIA® ANATOMICAL ARCHWIRES "V" BEND

A V bend on midline avoids any unwanted displacement of the archwire by ensuring the therapeutical treatment previously foreseen with the selected archwire shape.



∅	A	B	C	D	E	pkg.
inch						
.014	C6040-14	C6140-14	C6240-14	C6340-14	C6440-14	
.016	C6040-16	C6140-16	C6240-16	C6340-16	C6440-16	10
.018	C6040-18	C6140-18	C6240-18	C6340-18	C6440-18	
∅	A	B	C	D	E	pkg.
.016x.016	C6041-16	C6141-16	C6241-16	C6341-16	C6441-16	
.016x.022	C6042-16	C6142-16	C6242-16	C6342-16	C6442-16	10
.017x.025	C6042-17	C6142-17	C6242-17	C6342-17	C6442-17	
.019x.025	C6045-19	C6145-19	C6245-19	C6345-19	C6445-19	



C6250-00

MEMORIA® ANATOMICAL ARCHWIRE SELECTOR

Lay the selector on the model and select the right arch shape.



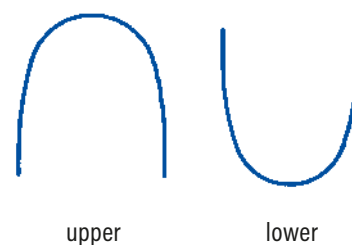
THERMOMEMORIA® ARCHWIRES

An innovation in nickel titanium alloy archwires. According to room or body temperature, these archwires have a different behaviour. These archwires can be permanently bent with a plier at room temperature, but after insertion, at mouth temperature of about 37° C, they revert to their initial programmed shape, providing gentle and continuous forces to teeth.

This particular feature makes their insertion into misaligned bracket slots easier and reduce patient's trauma while permitting the use of rectangular wires during early treatment and gaining good torque control of roots during tooth movements.

Packs of 10


upper	∅ inch	lower	upper	∅ inch	lower
C5930-16	.016	C5970-16	C5931-16	.016x.016	C5971-16
C5930-18	.018	C5970-18	C5932-16	.016x.022	C5972-16
			C5935-18	.018x.025	C5975-18
			C5935-19	.019x.025	C5975-19
			C5935-21	.021x.025	C5975-21




C6100-13 ARCHWIRE KIT STEP SYSTEM 2.0



The package contains 13 archwires, 7 upper and 6 lower, necessary for the execution of one-case treatment for **STEP 2.0** technique. Each archwire is single packaged. The packages are identified with a reference number and a tooth sketch which respectively indicate the standard application sequence and the arch wire function.





BETA MEMORIA® WIRES AND ARCHWIRES

In a titanium molybdenum alloy, they feature high elasticity and good bendability with pliers. Highly finished to minimize friction between wire and slot. Nickel free. They are suitable for patients with allergic reactions.

BETA MEMORIA® ARCHWIRES

	upper	∅ inch	lower	pkg.
medium	C7110-16	.016	C7150-16	10
	C7110-18	.018	C7150-18	

	upper	∅ inch	lower	pkg.
small	C7012-21	.021x.027	C7015-21	10
	C7112-16	.016x.022	C7115-16	
medium	C7112-17	.017x.025	C7115-17	10
	C7112-19	.019x.025	C7115-19	
	C7112-21	.021x.027	C7115-21	

BETA MEMORIA® STRAIGHT ROUND WIRE

∅ inch		pkg.
.016	C7900-16	10 wires 35 cm long
.032	C7900-32	
.036	C7900-36	
∅ inch		
.016x.022	C7922-16	
.017x.025	C7925-17	



LINGUAL ARCHWIRES FOR IDEA-L BRACKETS

Sections .012" and .014" are made of a special Nickel Titanium alloy allowing light adaptations necessary in case of treatment extension to first bicuspids, thus keeping high elasticity. Section .016" Beta **MEMORIA®** is ideal to optimize the alignment and levelling values obtained. Packs of 2

MEMORIA® LINGUAL ARCHWIRE


∅ inch	small	medium	large
.012	C4950-12	C4951-12	C4952-12
.014	C4950-14	C4951-14	C4952-14

BETA MEMORIA® LINGUAL ARCHWIRE

.016	C4970-16	C4971-16	C4972-16
------	-----------------	-----------------	-----------------

C4950-00 LINGUAL ARCHWIRE SELECTOR

Lay the selector on the model and choose the correct arch shape.





MEMORIA® NATURA® PREFORMED ARCHWIRES

They combine high elasticity and resistance to deformation of superelastic nickel titanium archwires with the best aesthetics. The tooth coloured coating is very stiff and resistant to oral liquid absorption, therefore a reduced friction is obtained when used with metal and cosmetic brackets.


Available round or rectangular.

Packs of 10



upper	∅ inch	lower
C5918-14	.014	C5958-14
C5918-16	.016	C5958-16
C5918-18	.018	C5958-18
C5918-20	.020	C5958-20

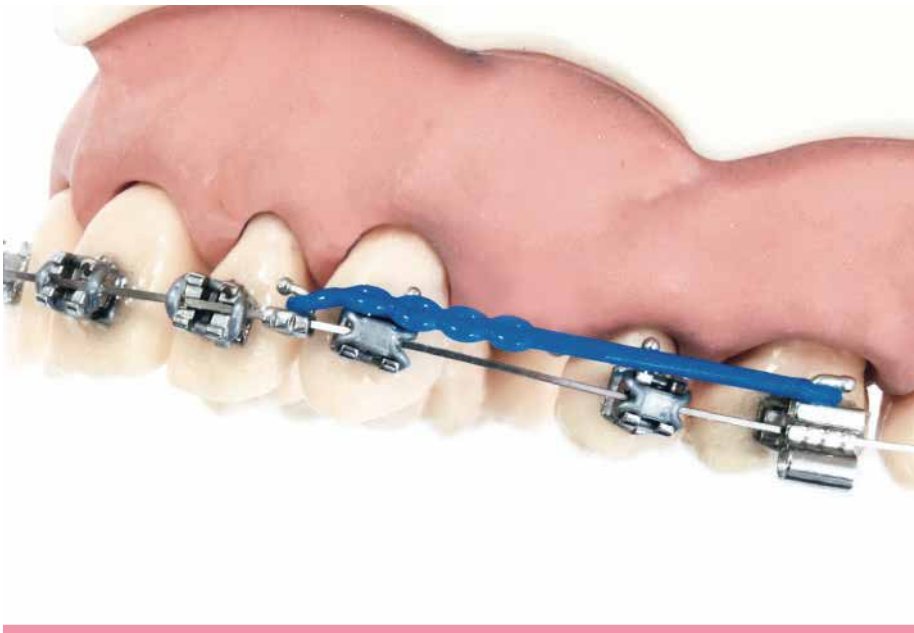
upper	inch	lower
C5982-16	.016x.022	C5992-16
C5985-18	.018x.025	C5995-18
C5985-19	.019x.025	C5995-19
C5985-21	.021x.025	C5995-21



C8922-16 MEMORIA® RECTANGULAR STRAIGHT WIRE

Nickel titanium base alloy wire which maintains high elasticity and allows sectionals and springs to be easily shaped. Available in .016"x.022".

Pack of 10 wires, 18 cm long



BI-DIMENSIONAL ARCHWIRES BETA MEMORIA®/STAINLESS STEEL WITH HOOK

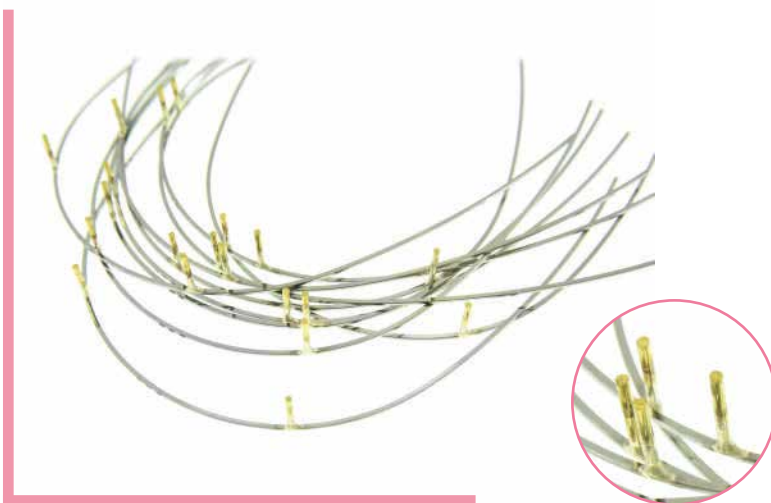
Specialty arch wires that combine different materials and geometries with the aim of torque control in the front portion during the space closure.

The arches have hooks that once positioned between the lateral and the cuspid, are intended for the application of pull tractions and are used as connector between the parts of the arch wire.

The front portion is made of Beta **MEMORIA**® alloy and is available in .019" x .025" or .021" x .027" for the torque control. The rear portion is made of stainless steel, available in .016" x .016" to promote the sliding of the arch wire into the slot

Packs of 2

upper	distance between the hooks		□	lower	distance between the hooks	
	mm	inch			mm	mm
C7110-34	34	.019x.025 / .016x.016		C7150-24	24	
C7110-36	36			C7150-26	26	
C7111-34	34	.021x.027 / .016x.016		C7151-24	24	
C7111-36	36			C7151-26	26	



ARCHWIRES WITH HOOKS

Medium arch form.

Made of spring hard wire .019" x .025".

Packs of 10

	upper		lower
mm		mm	
34	C3112-34	24	C3152-24
36	C3112-36	26	C3152-26
38	C3112-38	28	C3152-28
40	C3112-40	30	C3152-30
42	C3112-42		

The size expressed in mm indicates the distance between the hooks.

MEMORIA® COIL SPRINGS

In superelastic nickel titanium alloy, they have always been used in orthodontic treatments. These springs combine the characteristics of coil spring design with the non-deformable properties of superelastic **MEMORIA®** alloy. Available open for compressions and gain in space, closed with wound ends for use with hooks of tubes and brackets.

The type with a ligature wire allows spaces wider than 15 mm to be linked.



MEMORIA® CLOSED COIL SPRINGS WITH WOUND ENDS

	g	pkg.
light	150	C1230-00
medium	200	C1230-01
heavy	250	C1230-02



MEMORIA® OPEN COIL SPRINGS

Packs of 2 springs, 18 cm long

	spring	wires	
super light	.030	.009	C1009-30
	.036	.009	C1009-36
light	.030	.010	C1211-30
medium	.030	.012	C1212-30
heavy	.036	.014	C1214-36
for extraoral lip bumper	.045	.010	C1210-45
	.055	.014	C1214-55



MEMORIA® CLOSED COIL SPRING WITH WOUND ENDS AND LIGATURE WIRE

	g	pkg.
light	150	C1231-00
medium	200	C1231-01
heavy	250	C1231-02



C1230-95 MEMORIA® COIL SPRING KIT

For crimping of surgical hooks use plier P1911-00.

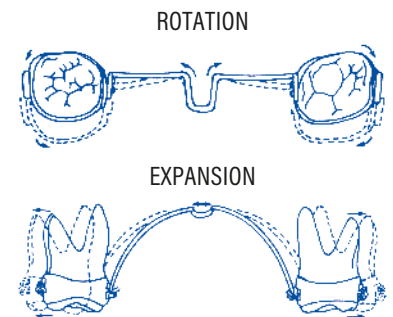
The package includes:

3 open coil springs, 15 closed coil springs with wound ends, 15 closed coil springs with wound ends and ligature wire, 10 stops, 10 **MIM®** surgical hooks.




PALATAL BARS

Palatal bars allow controllable movements of rotation, expansion and contraction of upper first molars. Made of heat-treated wire, 0,9 mm in diameter, to increase their tensile strength, they are easy to remove from the tubes for activation.




PALATAL BAR

		
mm		pkg.
34	C0570-34	
36	C0570-36	
38	C0570-38	
40	C0570-40	
42	C0570-42	
44	C0570-44	5
46	C0570-46	
48	C0570-48	
50	C0570-50	
52	C0570-52	

[C0570-96](#) PALATAL BAR KIT

Assorted kit of 50

REVERSE LOOP PALATAL BAR

		
mm		pkg.
34	C0576-34	
36	C0576-36	
38	C0576-38	
40	C0576-40	
42	C0576-42	
44	C0576-44	5
46	C0576-46	
48	C0576-48	
50	C0576-50	
52	C0576-52	

[C0576-96](#) REVERSE LOOP PALATAL BAR KIT

Assorted kit of 50

CAUTION:

the palatal bar should be securely ligated into the lingual sheaths with steel or elastic ligatures. Improper use may result in injury by aspiration or ingestion. Recommended for use with **MIM**® lingual tubes:



WITH BALL HOOK

[G2846-02](#) Right
[G2846-03](#) Left




WITH BALL HOOK ROTATION -8°

[G2847-02](#) Right
[G2847-03](#) Left

BALL HOOKS

Stainless steel.
Thanks to an innovative plasma technology, the hook head is perfectly spherical.



∅			
mm	inch		pkg.
0,7	.028	C1610-17	
0,8	.032	C1610-18	100
0,9	.036	C1610-19	

STANDARD ADAMS CLASPS

Spring hard stainless steel.

C0580-95 STANDARD ADAMS CLASP KIT

Assorted kit of 100

∅			
mm			pkg.
5,0		C0580-05	
5,5		C0580-055	
6,0		C0580-06	
6,5		C0580-065	
7,0	0,7 mm	C0580-07	10
8,0		C0580-08	
9,0		C0580-09	
10,0		C0580-10	
11,0		C0580-11	
12,0		C0580-12	

STANDARD LABIAL ARCHES

Spring hard stainless steel.

C0585-95 STANDARD LABIAL ARCH KIT

Assorted kit of 100

∅			
mm			pkg.
25		C0585-25	
28		C0585-28	
31		C0585-31	
34		C0585-34	
37	0,8 mm	C0585-37	10
40		C0585-40	
43		C0585-43	
46		C0585-46	
48		C0585-48	
50		C0585-50	



BANDS



Designed to respond to the current needs of pediatric orthodontics and allow early treatment of patients with mixed or deciduous teeth

ok ORTHODONTICS
FOR KIDS

made of biomedical steel medium temper

shape and height

designed for the anatomy of deciduous molars

new

easy fit

to the pyramid-shape of primary molars

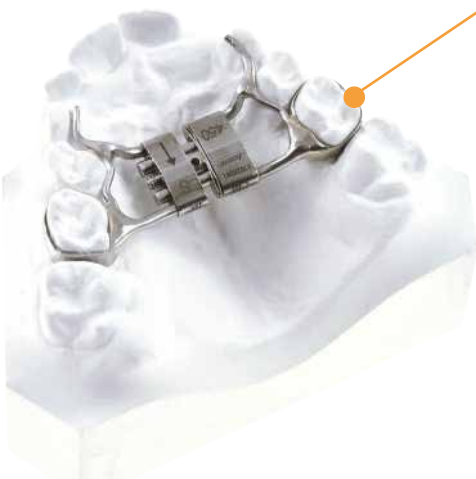


laser-marking of sizes

it allows the sterilization at high temperatures and an optimal view of sizing over time

useful in the construction

of palatal expanders and space maintainers



free prewelding service

custom prewelding service to any tube, bracket or accessory in the section G



DECIDUOUS MOLARS UPPER AND LOWER

Available in 10 sizes, either for upper and lower, with LASER etched identification number.

The medium temper of biomedical steel used to manufacture the bands allows the adaptation to the pyramidal shape of the primary molars by minimizing the problems of detachment.

Necessary for the construction of palatal expanders and space maintainers.



new

E6100-00 Upper - PU
sizes 1 - 10

E6500-00 Lower - PL
sizes 1 - 10

Packs of 5

Always specify the size when ordering e.g.: E6100-05

E6165-96 **ASSORTMENT** **PEDODONTIC BANDS UNIVERSAL**

The kit is composed of 5 universal pedodontic bands each upper and lower size, total 100 pcs. The tray is not autoclavable.



made of hard heat-treated stainless steel

graduated thickness

by variation in tooth size

inner surface rough finish

for maximum stability and increased retention



laser-marking of sizes

it allows the sterilization at high temperatures and a durable good view of sizing

anatomically correct

wide range of sizes



free prewelding service

custom prewelding service to any tube, bracket or accessory in the section "G".
Ready delivery of standard prewelded bands for the most commonly used techniques.



wide choice

of assortments in autoclavable trays



UPPER AND LOWER BICUSPIDS

- E5101-00** Upper with lug - U
- E5501-00** Lower with lug - L
- E5100-00** Upper without lug - U
- E5500-00** Lower without lug - L

- E5151-00** Upper with lug - U
- E5551-00** Lower with lug - L
- E5105-00** Upper without lug - U
- E5505-00** Lower without lug - L

Packs of 10

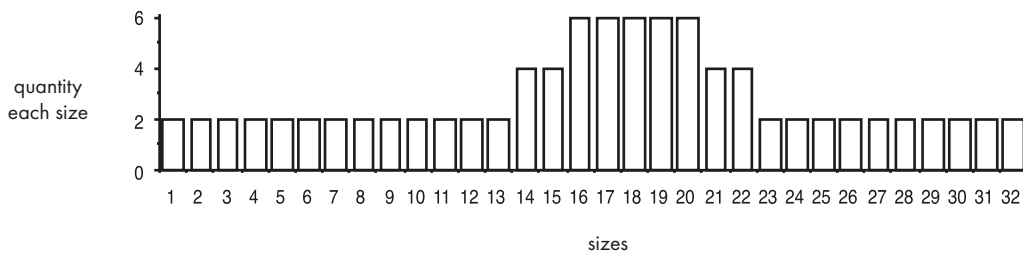
Packs of 5

Available in 32 sizes either for maxillary or mandibular arch, with LASER etched identification number. Their anatomical shape with contoured edges is designed for use either right or left. Thickness of 0,15 mm and seating lug. The hard temper and a rough inner surface finish considerably improve cement retention.

Always specify the size when ordering e.g.: E5101-11

ASSORTMENTS

assorted kit of 92 bands on average use

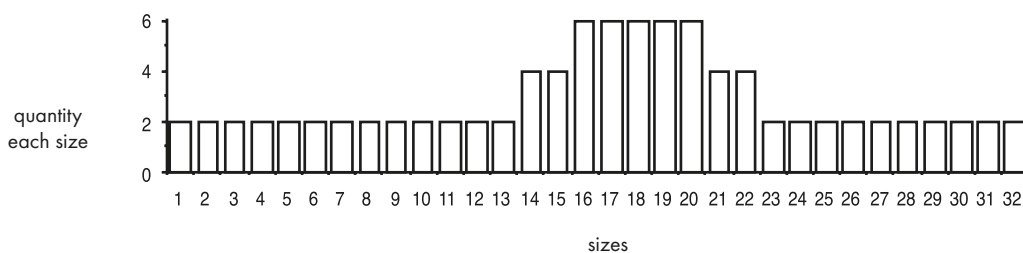


5 4 | 4 5

U with lug **E5101-92**

U without lug **E5100-92**

assorted kit of 92 bands on average use



5 4 | 4 5

L with lug **E5501-92**

L without lug **E5500-92**



UPPER AND LOWER 1ST MOLAR BANDS

- E1200-00** Upper right - UR
- E1300-00** Upper left - UL
- E1600-00** Lower right - LR
- E1700-00** Lower left - LL

Packs of 10

- E1205-00** Upper right - UR
- E1305-00** Upper left - UL
- E1605-00** Lower right - LR
- E1705-00** Lower left - LL

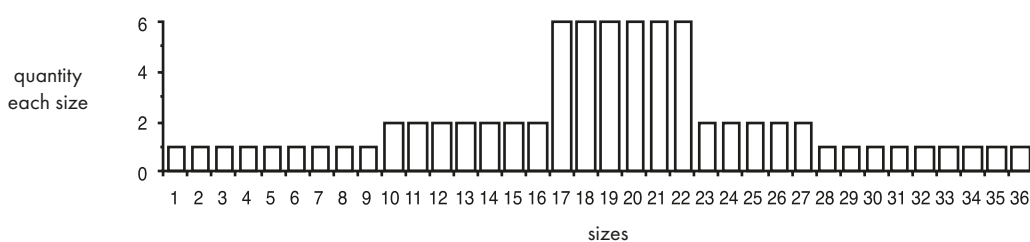
Packs of 5

Available in 36 right sizes and 36 left sizes either for maxillary or mandibular arch, with LASER etched identification number. The hard temper, the anatomical design, the diversified thickness and the rough inner surface finish make the band selection easy and improve cement retention.

Always specify the size when ordering e.g.: E1200-06

ASSORTMENTS

assorted kit of 78 bands on average use



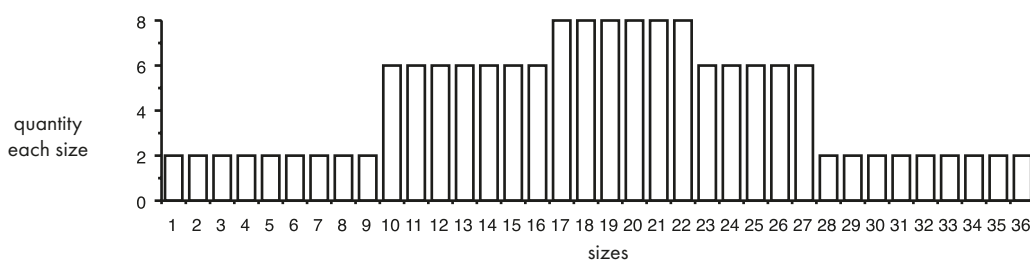
6 | UR R **E1200-92**

6 | UL L **E1300-92**

6 | LR R **E1600-92**

6 | LL L **E1700-92**

assorted kit of 156 bands on average use



6 | UR R **E1200-94**

6 | UL L **E1300-94**

6 | LR R **E1600-94**

6 | LL L **E1700-94**



UPPER AND LOWER 2ND MOLAR BANDS

E2200-00 Upper right - SUR

E2300-00 Upper left - SUL

E2600-00 Lower right - SLR

E2700-00 Lower left - SLL

Packs of 10

E2205-00 Upper right - SUR

E2305-00 Upper left - SUL

E2605-00 Lower right - SLR

E2705-00 Lower left - SLL

Packs of 5

Available in 32 right sizes and 32 left sizes, either for maxillary or mandibular arch, with LASER etched identification number. The hard temper, the anatomical design, the diversified thickness and the rough inner surface finish make the band selection easy and improve cement retention.

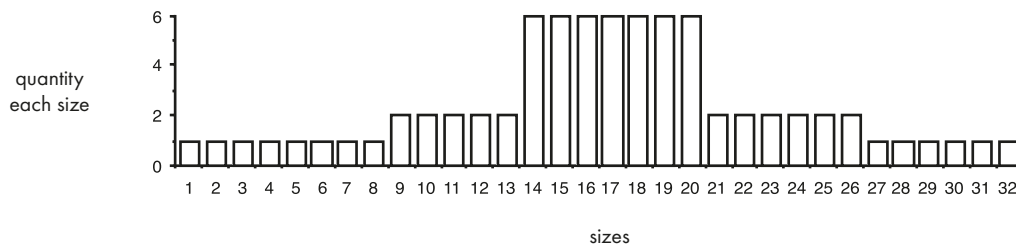
Always specify the size when ordering e.g.: E2300-08



All trays can be autoclaved to avoid cross infections.

ASSORTMENTS

assorted kit of 78 bands on average use



$\overline{2}$ SUR R **E2200-92**

$\overline{3}$ SUL L **E2300-92**

$\overline{6}$ SLR R **E2600-92**

$\overline{7}$ SLL L **E2700-92**



EDGEWISE TECHNIQUE - UPPER

Tube .022"x.028". Round tube .051". (G8025-02 - G8025-03)

E1420-00	Right	UR	E1425-00	Right	UR
E1430-00	Left	UL	E1435-00	Left	UL
Packs of 10			Packs of 5		



EDGEWISE TECHNIQUE - LOWER

Tube .022"x.028". Round tube .051". (G8025-03 - G8025-02)

E1460-00	Right	LR	E1465-00	Right	LR
E1470-00	Left	LL	E1475-00	Left	LL
Packs of 10			Packs of 5		

Always specify the size when ordering e.g.: E1430-12



ANDREWS ROTH BOSTON ALEXANDER TECHNIQUE - UPPER

Tube .022"x.028". Torque -10°, rotation +8°. Round tube .051".
(G8325-02 - G8325-03)

E1520-00	Right	UR	E1525-00	Right	UR
E1530-00	Left	UL	E1535-00	Left	UL
Packs of 10			Packs of 5		



ANDREWS ROTH BOSTON ALEXANDER TECHNIQUE - LOWER

Tube .022"x.028". Torque -25°, rotation +8°. Round tube .051".
(G8325-06 - G8325-07)

E1560-00	Right	LR	E1565-00	Right	LR
E1570-00	Left	LL	E1575-00	Left	LL
Packs of 10			Packs of 5		

Always specify the size when ordering e.g.: E1520-17

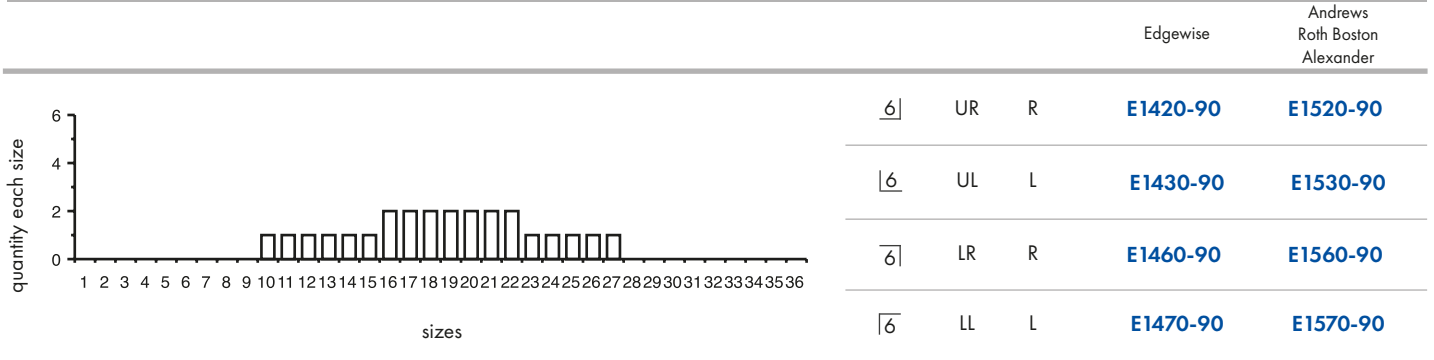
CALIBRA® PREWELDED BANDS ASSORTMENTS

Prewelded **CALIBRA®** bands for Edgewise, Andrews, Roth, Boston, Alexander techniques are available in assortments of 25 or 78 bands.

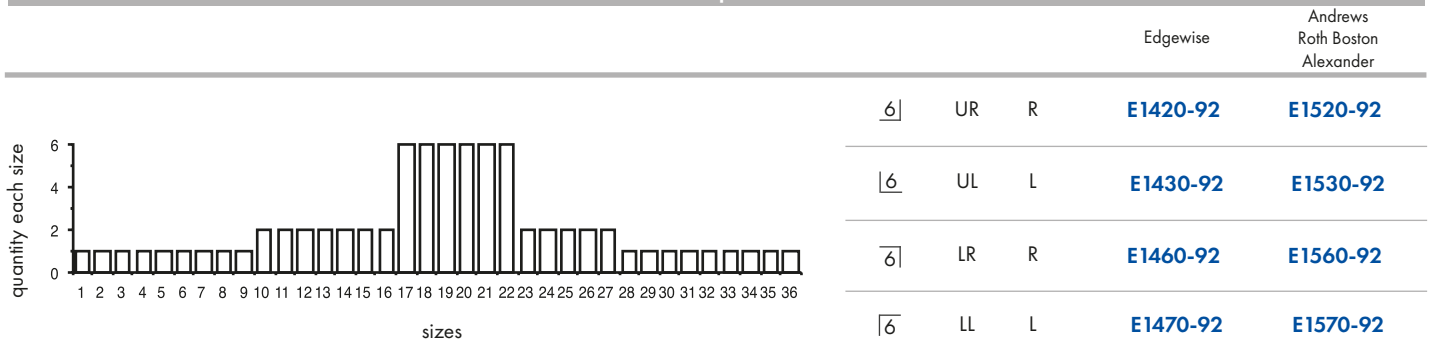


All trays can be autoclaved to avoid cross infections.

assorted kit of 25 prewelded bands



assorted kit of 78 prewelded bands



made of biomedical stainless steel

sharpened tooth anatomy

according to Dr. Washbon's study
in a wide selection of sizes

adjusted thickness

to the tooth size

"uniform stress" system shaping

optimal elastic properties
over the entire area of the band

interior laser-etching

for increased bond strength.
Ideal for REP, Herbst,
First Class appliances



free prewelding service

custom prewelding service to any tube, bracket
or accessory in the section "G".

Ready delivery of standard prewelded bands
for the most commonly used techniques

laser-marking of sizes

it allows the sterilization at high temperatures
and a durable good view of sizing



wide choice

of assortments in autoclavable trays



UPPER AND LOWER 1ST MOLAR BANDS

E8200-00 Upper right - UR

E8300-00 Upper left - UL

E8600-00 Lower right - LR

E8700-00 Lower left - LL

Packs of 10

E8205-00 Upper right - UR

E8305-00 Upper left - UL

E8605-00 Lower right - LR

E8705-00 Lower left - LL

Packs of 5

Made of biomedical stainless steel with graduated thickness upon tooth size and LASER etched identification number. Fitting anatomy, reduced height and increased retention due to the "laser etched" treatment make cementation perfect.

Always specify the size when ordering e.g.: E8300-13



All trays can be autoclaved to avoid cross infections.

ASSORTMENTS

assorted kit of 78 bands on average use



$\overline{6}$ UR R **E8200-92**

$\overline{6}$ UL L **E8300-92**

$\overline{6}$ LR R **E8600-92**

$\overline{6}$ LL L **E8700-92**

ANDREWS ROTH BOSTON ALEXANDER TECHNIQUE - UPPER

Tube .022"x.028". Torque -10°, rotation +8°. Round tube .051". (G8325-02 - G8325-03)

E8520-00	Right	UR		Packs of 5
E8530-00	Left	UL		



ANDREWS ROTH BOSTON ALEXANDER TECHNIQUE - LOWER

Tube .022"x.028". Torque -25°, rotation +8°. Round tube .051". (G8325-06 - G8325-07)

E8560-00	Right	LR		Packs of 5
E8570-00	Left	LL		



Always specify the size when ordering e.g.: E8560-18

RICKETTS TECHNIQUE - UPPER

Tubes .018"x.025". Round tube .045". (G8084-12 - G8084-13)

E8820-00	Right	UR		Packs of 5
E8830-00	Left	UL		



RICKETTS TECHNIQUE - LOWER

Tubes .018"x.025". (G8070-16 - G8070-17)

E8860-00	Right	LR		Packs of 5
E8870-00	Left	LL		



Always specify the size when ordering e.g.: E8860-25

STEP SYSTEM 2.0 TECHNIQUE / HYBRID HSDC[®] - UPPER

Convertible tube .022"x.028". Torque -14°, rotation +10°. Round tube .045". (G8424-32 - G8424-33) Lingual hook. (G2820-00)

E8920-00	Right	UR		Packs of 5
E8930-00	Left	UL		



STEP SYSTEM 2.0 TECHNIQUE / HYBRID HSDC[®] - LOWER



Convertible tube .022" x .028". Torque -20°, rotation +8°.
(G8421-16 - G8421-17) Lingual hook. (G2820-00)

E8960-00	Right	LR		Packs of 5
E8970-00	Left	LL		

Always specify the size when ordering e.g.: E8970-19



Convertible tube .022" x .028". Torque -20°, rotation +8°. Round tube .045"
(G8424-16 - G8424-17) Lingual hook. (G2820-00)

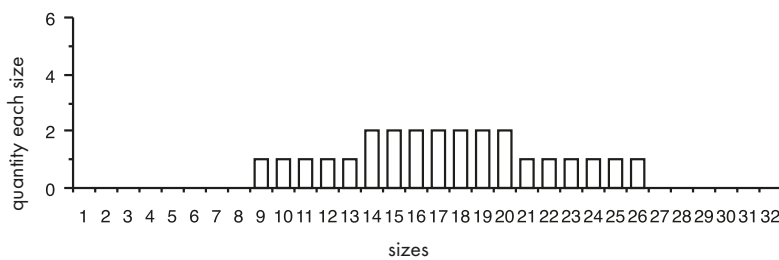
E8961-00	Right	LR		Packs of 5
E8971-00	Left	LL		

Always specify the size when ordering e.g.: E8971-18

WEB[®] PREWELDED BANDS - ASSORTMENTS

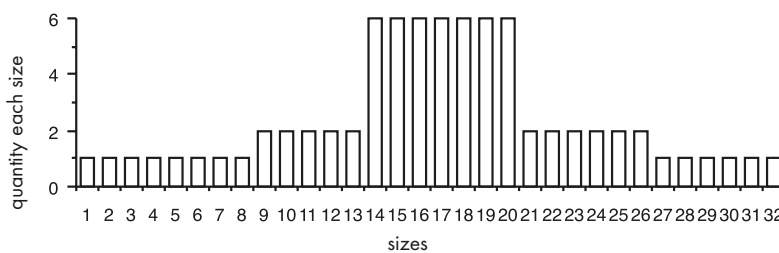
Prewelded **WEB[®]** bands for Andrews, Roth, Boston, Alexander, Ricketts, **STEP** system 2.0 and Hybrid HSDC[®] prescriptions are available in assortments of 25 or 78 bands. All trays can be autoclaved to avoid cross infection.

assorted kit of 25 prewelded bands



			Andrews Roth Boston Alexander	Ricketts	STEP 2.0 Hybrid HSDC [®]
⌋	UR	R	E8520-90	E8820-90	E8920-90
⌋	UL	L	E8530-90	E8830-90	E8930-90
⌋	LR	R	E8560-90	E8860-90	E8960-90 E8961-90
⌋	LL	L	E8570-90	E8870-90	E8970-90 E8971-90

assorted kit of 78 prewelded bands



			Andrews Roth Boston Alexander	Ricketts	STEP 2.0 Hybrid HSDC [®]
⌋	UR	R	E8520-92	E8820-92	E8920-92
⌋	UL	L	E8530-92	E8830-92	E8930-92
⌋	LR	R	E8560-92	E8860-92	E8960-92 E8961-92
⌋	LL	L	E8570-92	E8870-92	E8970-92 E8971-92



E3161-00 GLASS IONOMER CEMENT

Purposedly developed for orthodontic applications. When mixing the powder with water a very smooth and fluid mixture is obtained with a high bond strength both to enamel and stainless steel of bands. A release of fluoride ions enhances the protection of enamel from caries.

Pack of 35 g



E3163-00 LIGHT-CURING BAND CEMENT WITH FLUORIDE RELEASE

Optimal consistency for application and cementation of bands. The yellow colour indicates the excess material before polymerization and eventual residuals after band removal.

Pack of 3 syringes, 5 g each

EMPTY TRAYS FOR BAND STORAGE

Autoclavable. Packs of 1



- Z0110-22 CALIBRA®** I molar upper right UR
- Z0110-23 CALIBRA®** I molar upper left UL
- Z0110-24 CALIBRA®** I molar lower right LR
- Z0110-25 CALIBRA®** I molar lower left LL
- Z0110-26 CALIBRA®** II molar upper right SUR
- Z0110-27 CALIBRA®** II molar upper left SUL
- Z0110-28 CALIBRA®** II molar lower right SLR
- Z0110-29 CALIBRA®** II molar lower left SLL
- Z0110-30 CALIBRA®** upper bicuspid U
- Z0110-31 CALIBRA®** lower bicuspid L

- Z0110-32 WEB®** I molar upper right UR
- Z0110-33 WEB®** I molar upper left UL
- Z0110-34 WEB®** I molar lower right LR
- Z0110-35 WEB®** I molar lower left LL



Z0100-01 EMPTY KIT BOX FOR BRACKET AND BAND STORAGE

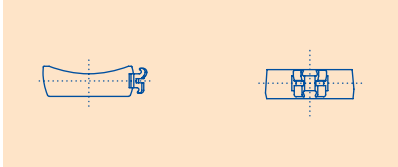
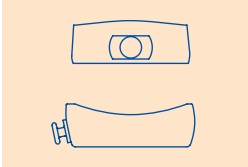
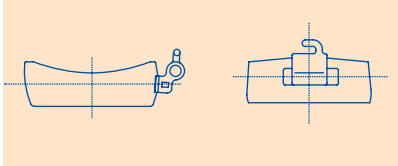
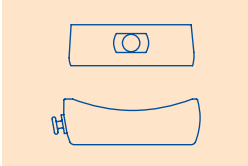
Made of ABS plastic resin.
With clear plastic cover. Stackable.
Pack of 1



FREE PREWELDING SERVICE

High quality service processed with spot welding industrial units. Here below an illustration of standard prewelding service of our tubes and brackets is provided.

The Leone bands are weldable with any tube, bracket and accessory included in the section "G" of catalogue.

standard preweld vestibular position		standard preweld lingual position	
bicuspid	Bracket is perfectly mesio-distal and occlusal-gingival centered		Central position slightly offset to occlusal 
molars	The rectangular tube of bracket is always perfectly centered		Central position 

Variation in weld position may be requested if clearly specified when ordering. To fulfil the execution of each individual welding requirement, we invite you to closely follow the specifications required, by indicating the part number of bands, brackets or tubes desired.

THE FOLLOWING SPECIFICATIONS ARE NECESSARY TO ORDER PREWELDED BANDS:

- type of band: pedodontic, bicuspid, 1st or 2nd molar, upper, lower, right or left
- band size
- type of bracket or band
- rectangular tube or bracket's slot size
- torque, rotation adjustments of tube or bracket
- round tube diameter
- round tube preweld position reflecting the specific prescriptions of the selected tube.

Ready prewelded bands for the most used techniques most in use are available for a prompt delivery (pages 62, 63, 66, 67).



SEATING LUG

It assists in seating the band. Choose a bicuspid band without a seating lug to preweld any bracket or accessories.

CAUTION:
NO RETURNS OF CUSTOM PREWELDED MATERIAL WILL BE ACCEPTED FOR ANY REASON.

CONVERSION CHARTS

CALIBRA® BANDS UPPER BICUSPIDS	CALIBRA® BANDS LOWER BICUSPIDS
-------------------------------------------	-------------------------------------------

5 4 | 4 5

as indication only

5 4 | 4 5

LEONE CALIBRA - E5101 / E5100-00	DENTAURIUM	A. COMPANY	AMERICAN ORTHODONTICS	G.A.C.	LANCER	ORMCO	R.M.O.	UNITEK - Contoured	UNITEK - General purpose	UNITEK - Proportional	FORESTADENT	LEONE CALIBRA - E5501 / E5500-00	DENTAURIUM	A. COMPANY	AMERICAN ORTHODONTICS	G.A.C.	LANCER	ORMCO	R.M.O.	UNITEK - Contoured	UNITEK - General purpose	UNITEK - Proportional	FORESTADENT		
1	1					1			00		1	1	1											1	
2			1									2	2	1	1		1							2	
3	2	1	2		1		G				2	2	3					1				0	1	3	
4	3		3			2			0		3	3	4	2	2		2		F			1+	4	4	
5	4	2	4		2	3	G+		0+	1	4	4	5	3			3			1		2	5	5	
6	5								1	2	5	5	6	4	5		3	4	F+			2+	6	6	
7	6	3	5	1	3	4	H		1+		6	6	7	5	6		4	6				3+	8	7	
8	7	4	7			6	H+		2+	4	7	7			8										
9	8	5	8	2	5			2		5	8	8													
10	9	6	9	3	6	7			3	6	9	9	8	6	9	1	6	7	G			5	10	8	
11	10	7		4	7	9			4		10		9	7			7	8	G+				11	9	
12	11		11			10	I+		4+	8	11		10	8	10	2		9	H	5		5+	12	10	
13	12	8	12	5	8	11		4		9	12	10	11	9	11	3	8	10				6+		11	
14	13	9	14	6	9	12	J		5	10	13	11	12				9	11	H+	7		7	14	12	
15	14	10	15	7	10	13	J+		6	12	14	12	13	10	13	4	10					8	16	13	
16	15	11	17	8	11	14		6	6+		15	13	14	11	14		11	12	I	9	8+	17	14		
17	16						K		7	13	16	14													
18	17	12	19	9	12	15		7		14	17	15	15		15	5	12		I+		9+		15		
19	18	13	20	10	13	16		8	7+	15	18	16	16	13	16	6	13	14			11	10	19	16	
20	19	14			14	17	K+		8	16	19	17	17	14			14	15	J	12		11	21	17	
21			21									18	18		17	7	15	17				12		18	
22			22									19	19	16	19	9	16		K	14	12+	23	19		
23	20	15	24	12	15	19	L	10	9+		20	20	20	17	20	10		19			15	13+	25	20	
24	21	16	25	13	16	20			10	19	21	21	20	18	21	11	17		K+		14+	27	21		
25	22	17		14	17	21	L+			20	22	22	21	19	23	12	18	21			17	15	22	22	
26	23		27	15		22	M	11	10+	21	23	23	22	20	23	12	18	21			17	15	22	22	
27	24	18	28		18	23			11	22	24	24	23		24		19		L	18	15+	28	23		
28	25	19		16	19	24		12	11+	23	25	25	24	20		13	20	22	L+		16	29	24		
29			29									26			26										
30	26	20	30		20	25	M+		12+	24	26	27	25	21	28		21		M		17	31	25		
31	27	21		17	21	26		13	13	25	27	28	26	22	29	14	22	25			18	33	26		
32	28	22	32	18	22	28	N		13+	27	28	29													
	29	23			23	29	N+		14	28	29	31	28	24		16	27			22		19+	35	28	
	30	24		19	24	31			15	29	30	32	29	25	31	17	24	28			20	36	29		
	31				25	32				30	31	30	30	26	32		25	29						30	
	32			20							32		31				26	30						38	31
												32	27				27								32

CALIBRA® AND WEB® BANDS UPPER 1st MOLAR

CALIBRA® AND WEB® BANDS LOWER 1st MOLAR

6 | 6

as indication only

6 | 6

LEONE CALIBRA - E1200/E1300-00	LEONE WEB - E8200/E8300-00	DENTAURUM - Standard	DENTAURUM - Dentalarm	A. COMPANY	AMERICAN ORTH. - General purpose	AMERICAN ORTH. - Contoured	G.A.C.	LANCER	ORMCO - Mark II	ORMCO - Original	ORMCO - Paragon general purpose	ORMCO - Ultima	ORMCO - Washban	R.M.O.	TP - Labs	UNITEK - Contoured	UNITEK - General purpose	FORESTADENT	ORTHO ORGANIZ. - General purpose
		1												3					
		2	1		1														
		3	2														29		
1		4	3	1	2		1	1	1	1							29,5		
2		5	4				2	2	2	2	2			6				1	
3		6	5	2			3	3	3	3	3			7			30	2	2
4	1	7	6	3	3		4	4	4	4	4		1				30,5	2	3
5	2	8	7	4	4		5	5	5	5	5		2					3	4
6	3	9	8	5	5		6	6	6	6	6		3	8	1	31		4	
7	4	10	9	6	6		7	7	7	7	7		4	9	2		31	5	
8	5	11	10	7	7	1,5	8	8	8	8	8		5	10		31,5	31,5		
9	6	12	11	8	8	2	9	9	9	9	9		6	11	5			7	6
10	7	13	12	9	9	3	10	10	10	10	10		7	12	6	33		8	
11	8	14	13	10	10	4	11	11	11	11	11		8	13	7	33	33	9	9
12	9	15	14	11	11	5	12	12	12	12	12		9	14	8	33,5	33,5	10	7
13	10	16	15	12	12	6	13	13	13	13	13		10	15	9	34	34	11	8
14	11	17	16	13	13	7	14	14	14	14	14		11	16	10	34,5	34,5	12	9
15	12	18	17	14	14	8	15	15	15	15	15		12	17	11			13	10
16	13	19	18	15	15	9	16	16	16	16	16		13	18	12			14	11
17	14	20	19	16	16	10	17	17	17	17	17		14	19	13	35,5	35,5	15	11
18	15	21	20	17	17	11	18	18	18	18	18		15	20	14	36	36	16	12
19	16	22	21	18	18	12	19	19	19	19	19		16	21	15			17	13
20	17	23	22	19	19	13	20	20	20	20	20		17	22	16	36,5	36,5	18	14
21	18	24	23	20	20	14	21	21	21	21	21		18	23	17	37	37	19	15
22	19	25	24	21	21	15	22	22	22	22	22		19	24	18	37,5	37,5	20	16
23	20	26	25	22	22	16	23	23	23	23	23		20	25	19			21	17
24	21	27	26	23	23	17	24	24	24	24	24		21	26	20	38		22	18
25	22	28	27	24	24	18	25	25	25	25	25		22	27	21			23	19
26	23	29	28	25	25	19	26	26	26	26	26		23	28	22	38,5	39	24	20
27	24	30	29	26	26	20	27	27	27	27	27		24	29	23	39,5	39,5	25	21
28	25	31	30	27	27	21	28	28	28	28	28		25	30	24	40		26	22
29	26	32	31	28	28	22	29	29	29	29	29		26	31	25	40,5		27	23
30	27	33	32	29	29	23	30	30	30	30	30		27	32	26			28	24
31	28	34	33	30	30	24	31	31	31	31	31		28	33	27			29	25
32	29	35	34	31	31	25	32	32	32	32	32		29	34	28	41,5		30	26
33	30	36	35	32	32	26	33	33	33	33	33		30	35	29			31	27
34	31	37	36	33	33	27	34	34	34	34	34		31	36	30			32	28
35	32	38	37	34	34	28	35	35	35	35	35		32	37	31			33	29
36	33	39	38	35	35	29	36	36	36	36	36		33	38	32			34	30



DIRECT BONDING



	Damon# Standard	Damon# Super torque	Edgewise	Super Edgewise	Tweed	Andrews	Roth	STEP system 2.0	Bidimensional Boston	MBT*	Alexander	Ricketts	Burstone													
	page	page	page	page	page	page	page	page	page	page	page	page	page													
STAINLESS STEEL																										
F1000	77	77					76																			
Standard			79	79	81	81	82		83			82	83													
MINI Edgewise			80																							
MINI Diagonali						88	87			88		87														
MIDI Diagonali							89			90	91	91														
MIDI Diagonali with vertical slot							89		90																	
Diagonal Round							93																			
NO-Nickel EXTREMO			95				95																			
Logic Line							99	101																		
SILICEOUS COPOLYMER																										
Logic Line							108	106																		
CERAMICS																										
AQUA							113					113														
AQUA SL							112			112																
Logic Line							108	107																		
MONOCRYSTALLINE SAPPHIRE																										
Ghiaccio							110			110																
MAXILLARY ARCH	torq.	ang.	torq.	ang.	torq.	ang.	torq.	ang.	torq.	ang.	torq.	ang.	torq.	ang.	torq.	ang.	torq.	ang.	torq.	ang.	torq.	ang.	torq.	ang.	torq.	ang.
<u>1 1</u> central	+12°	+5°	+17°	+5°	0°	0°	0°	0°	+7°	+5°	+12°	+5°	+17°	+4°	+12°	+5°	+17°	+4°	+14°	+5°	+22°	0°	+12°	+5°		
<u>2 2</u> lateral	+8°	+9°	+10°	+9°	0°	0°	0°	0°	+3°	+9°	+8°	+9°	+9°	+8°	+8°	+9°	+10°	+8°	+7°	+8°	+14°	+8°	+8°	+9°		
<u>3 3</u> cuspid	0°	+6°	+7°	+6°	0°	0°	0°	0°	-7°	+11°	-2°	+13°	-7°	+13°	0°	+7°	-7°	+8°	-3°	+10°	+7°	+5°	-7°	+5°		
<u>4 4</u> 1° bicuspid	-7°	+2°	-7°	+2°	0°	0°	0°	0°	-7°	0°	-7°	0°	-7°	+2°	0°	-7°	0°	-7°	0°	0°	0°	0°	-7°	0°		
<u>5 5</u> 2° bicuspid	-7°	+2°	-7°	+2°	0°	0°	0°	0°	-7°	0°	-7°	0°	-7°	+2°	0°	-7°	0°	-7°	0°	0°	0°	0°	-7°	0°		
MANDIBULAR ARCH																										
<u>1 1</u> central	-1°	+2°	-6°	+2°	0°	0°	0°	0°	0°	0°	-6°	0°	0°	0°	-6°	0°	-5°	0°	0°	0°	0°	0°	0°	0°		
<u>2 2</u> lateral	-1°	+2°	-6°	+2°	0°	0°	0°	0°	0°	0°	-6°	0°	0°	0°	-6°	0°	-5°	0°	0°	0°	0°	0°	0°	0°		
<u>3 3</u> cuspid	0°	+5°	+7°	+5°	0°	0°	0°	0°	-11°	+5°	-11°	+7°	-6°	+5°	0°	+6°	-6°	+3°	-7°	+6°	+7°	+5°	-11°	+6°		
<u>4 4</u> 1° bicuspid	-12°	+2°	-12°	+2°	0°	0°	0°	0°	-17°	0°	-17°	0°	-12°	+2°	0°	-12°	+2°	-11°	0°	0°	0°	0°	-17°	0°		
<u>5 5</u> 2° bicuspid	-17°	+2°	-17°	+2°	0°	0°	0°	0°	-22°	0°	-22°	0°	-17°	+2°	0°	-17°	+2°	-17°	0°	-15°	0°	0°	-22°	0°		

TORQUE

(+) = lingual torque of root
 (-) = buccal torque of root

ANGULATION

(+) = distal angulation of root
 (-) = mesial angulation of root

The orthodontic brackets illustrated in this catalogue are not intended to be a duplication of any other existing system nor does Leone SpA imply that they are endorsed by the above mentioned doctors or Schools in any form.

On request, all direct bonding brackets are also available in bulk packages of 100, with the exception for those with plastic positioner, in ceramics, monocrytalline sapphire and self-ligating.


[#]Damon is a Trademark of Ormco Corporation
^{*}MBT is a Trademark of 3M Unitek

with FDI identification

Passive self-ligating bracket
easy open/close
versatile biomechanics
comfortable for the patient

pentagonal pad design

with laser marked
FDI identification



tie wings



designed to allow
the application of any
ligatures available

slot with circular design

to further minimize
friction

hygiene

enhanced by the special shape of the
sliding cover and the side openings



in/out

minimized overall bracket profile
maximum comfort



easy open/close

thanks to the engagement of the sliding
fourth wall under bracket tie wings

F1000 brackets are designed to meet the most sophisticated biomechanical requirements and enable **easy clinical management**, avoiding the well-known inconveniences of other self-ligating systems.

F1000 brackets provide all advantages of the most recent clinical scientific evidences on **low friction** and on the application of **light forces** reducing treatment time for greater comfort and patient compliance.

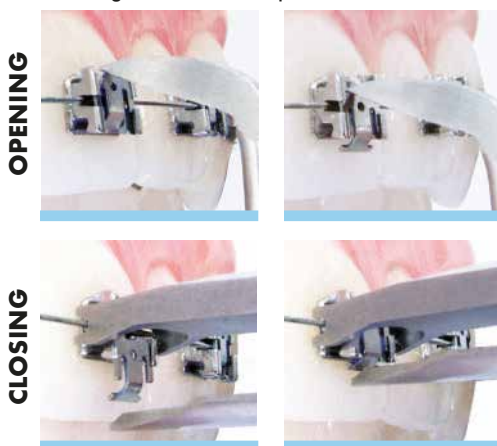
F1000 brackets are available with torque and angulation values according to **Dr. Damon's super torque, standard and Roth system**.

A patented self-ligating mechanism features a sliding cover to the slot, which frees wire movement in the slot and thereby gets full biomechanical advantages. In addition, the design of the tie wings allows for the application of conventional elastic or metallic ligatures, elastic chains or wires making the management of friction and anchorage possible, to get the best biomechanical control.

The sliding mechanism covers the slot on the whole mesio-distal width of the bracket: differently from other self-ligating systems, it enables a good control of rotation even with the application of light wires in a low friction environment. The unique circular design of the central area of the slot results in a lower contact with the wire that further minimizes friction, while maintaining a full biomechanical control.

Opening and closing

The **F1000's** self-ligating mechanism is achieved through the use of patented super-elastic, nickel titanium flaps which branch out at the end of the sliding cover and snap under the tie wings to easily open or close access to the bracket's slot. The unique properties of the nickel-titanium alloy give the flaps the flexibility to snap under the tie wings with gentle force, and the strength to keep them in place securely. The slots of the **F1000** brackets are accessed with instruments commonly available in the dental office, such as a utility instrument or a probe. The brackets are opened and closed occlusally by exerting gentle pressure on one of two different points, either on a small hole in the facial side of the cover or on the gingival side of the cover's edge. This mechanism is identical for both upper and lower brackets: just pull down the cover to open the upper brackets and push up to open the lower ones. Once open, the sliding cover stays in place under its own force of gravity, allowing for the hassle-free insertion of the archwire. **F1000** brackets can be closed using the same tool or with a dedicated instrument, which simultaneously holds the archwire in place while gently pushing the bracket's sliding cover to a complete close.



Hygiene, safety and comfort

The cover snaps under the tie wings: the **F1000** brackets do not therefore require any complex system of closing. Cleaning the area below the sliding cover (always critical) is favored by the side openings that facilitate the action of the water jet. Based on simple mechanics, the bracket's sliding cover is extremely safe as well as easy to utilize in the patient's mouth. The sliding cover is strongly bounded in two sites, completely preventing accidental disconnection (such as archwire pressure or unintentional operations). The brackets feature rounded edges and minimal in/out thickness, which make the **F1000** as comfortable as any conventional bracket.




































Courtesy of Dr. L. Franchi - University of Florence

D.B. SELF-LIGATING BRACKETS^(patented) WITH FDI LASER MARKING

The bracket's **diagonal** configuration and **pentagonal** base allow for an easy and intuitive alignment with the crown-long-axis; the bracket is positioned on the tooth just like a conventional bracket. **Torque-in-base** ensures the delivery of the single forces and torque movements on the desired area of the crown for more predictable orthodontic results. Cuspid and bicuspid brackets feature a ball hook to facilitate the application of intra- and inter-maxillary tractions such as elastics, chains and springs.

Packs of 5































Roth system with FDI laser marking

						
			torque	ang.		.022"x.030"
			+12°	+5°	<u>1</u>	F1000-11
					<u>1</u>	F1000-21
			+8°	+9°	<u>2</u>	F1000-12
					<u>2</u>	F1000-22
			-2°	+13°	<u>3</u>	F1002-13
					<u>3</u>	F1002-23
			-7°	0°	<u>4</u>	F1002-14
					<u>4</u>	F1002-24
			-7°	0°	<u>5</u>	F1002-15
					<u>5</u>	F1002-25
			0°	0°	<u>1</u>	F1002-41
					<u>1</u>	F1002-31
			0°	0°	<u>2</u>	F1002-42
					<u>2</u>	F1002-32
			-11°	+7°	<u>3</u>	F1002-43
					<u>3</u>	F1002-33
			-17°	0°	<u>4</u>	F1002-44
					<u>4</u>	F1002-34
			-22°	0°	<u>5</u>	F1002-45
					<u>5</u>	F1002-35

Roth system

	20 brackets - 1 case	200 brackets - 10 cases
.022"	F1000-93	F1001-93




























Dr. DAMON[#] standard prescription with FDI laser marking

			torque	ang.	.022"x.030"	
			+12°	+5°	$\frac{1}{1}$	F1000-11 F1000-21
			+8°	+9°	$\frac{2}{2}$	F1000-12 F1000-22
			0°	+6°	$\frac{3}{3}$	F1000-13 F1000-23
			-7°	+2°	$\frac{4}{4}$	F1000-14 F1000-24
			-7°	+2°	$\frac{5}{5}$	F1000-15 F1000-25
			-1°	+2°	$\frac{1}{1}$	F1000-41 F1000-31
			-1°	+2°	$\frac{2}{2}$	F1000-42 F1000-32
			0°	+5°	$\frac{3}{3}$	F1000-43 F1000-33
			-12°	+2°	$\frac{4}{4}$	F1000-44 F1000-34
			-17°	+2°	$\frac{5}{5}$	F1000-45 F1000-35

Dr. DAMON[#] standard prescription

	20 brackets - 1 case	200 brackets - 10 cases
.022"	F1000-91	F1001-91

Dr. DAMON[#] super torque prescription with FDI laser marking


			torque	ang.	.022"x.030"	
			+17°	+5°	$\frac{1}{1}$	F1001-11 F1001-21
			+10°	+9°	$\frac{2}{2}$	F1001-12 F1001-22
			+7°	+6°	$\frac{3}{3}$	F1001-13 F1001-23
			-7°	+2°	$\frac{4}{4}$	F1000-14 F1000-24
			-7°	+2°	$\frac{5}{5}$	F1000-15 F1000-25
			-6°	+2°	$\frac{1}{1}$	F1001-41 F1001-31
			-6°	+2°	$\frac{2}{2}$	F1001-42 F1001-32
			+7°	+5°	$\frac{3}{3}$	F1001-43 F1001-33
			-12°	+2°	$\frac{4}{4}$	F1000-44 F1000-34
			-17°	+2°	$\frac{5}{5}$	F1000-45 F1000-35

Dr. DAMON[#] super torque prescription

	20 brackets - 1 case	200 brackets - 10 cases
.022"	F1000-92	F1001-92

MEMORIA[®] PREFORMED ARCHWIRES "V" BEND FOR F1000 SELF-LIGATING BRACKETS

Made of special superelastic nickel-titanium, they release a specifically calibrated force range for use with F1000 self-ligating brackets. The ideal shape perfectly fits the in/out values of the brackets and presents a "V" bend to avoid undesired dislocations.



upper	∅	lower	
	inch		pkg.
C3911V13	.013	C3951V13	
C3911V14	.014	C3951V14	10
C3911V16	.016	C3951V16	

upper	∅	lower	
	inch		pkg.
C3912V14	.014x.025	C3952V14	
C3912V16	.016x.025	C3952V16	
C3912V17	.017x.025	C3952V17	10
C3912V18	.018x.025	C3952V18	
C3912V19	.019x.025	C3952V19	

P1506-00 INSTRUMENT FOR F1000 SELF-LIGATING BRACKETS

It allows for arch wire engagement by holding the wire into the slot. With a gentle pressure it also drives the appendix of the ligation cover to full closing.

Leone offers a wide selection of D.B. brackets with all the options for traditional techniques.

Standard metal brackets are brazed with a special palladium base alloy to 80 gauge mesh sintered pads to assure high bond strength to the tooth with any kind of adhesive.

Bonding pads are anatomically contoured for a perfect fit to the tooth.

Brackets with hook are manufactured with **MIM**[®] (Metal Injection Moulding) technique which Leone is a leader of.

All the other types of standard metal brackets are manufactured from stainless steel profiles medical degree by means of computer aided machines.


Smooth and rounded contours to guarantee the maximum comfort for the patient and to facilitate the elimination of the plaque.

The pre adjusted brackets feature a distal-gingival identification dot to simplify the application in the mouth.

All Leone brackets are supplied in pleasant and ergonomic packages.

disto-gingival identification dot

featured on the pre adjusted brackets to simplify the application in the mouth



anatomical bonding base

designed to match the anatomy of the tooth

rounded edges

to ensure the best patient comfort

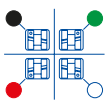


brackets with hook

manufactured with **MIM**[®] (Metal Injection Moulding) technology



The identification of Leone standard brackets is easy:



A colour dot identifies the disto-gingival edge on standard brackets pre adjusted with torque and angulation values.
Caution! The colour dot must be always disto-gingival positioned.



High tie wings on bicuspid have to be positioned to the gingival side for ease of ligation and to prevent gingival impingement




A bevel may be present on lower anteriors which has to be always positioned to the incisal side to minimize occlusal interference.






















































Ball hooks have to be always positioned to the gingival side.



There is no difference in the placement for brackets without angulation or torque adjustments and not colour coded.
















Edgewise standard system

							
		torque	ang.	.018"x.030"	.022"x.030"		
			0°	$\frac{1}{1}$	F2081-21	F2021-21	
			0°	$\frac{2}{2}$	F2082-31	F2022-31	
			0°	$\frac{3}{3}$	F2083-04	F2023-04	
			0°	$\frac{3}{3}$	F2073-02	F2013-02	
			0°	$\frac{4}{4}$	F2089-04	F2029-04	
			0°	$\frac{5}{5}$	F2089-04	F2029-04	
			0°	$\frac{5}{5}$	F2079-02	F2019-02	
			0°	$\frac{5}{5}$	F2079-03	F2019-03	
			0°	$\frac{1}{1}$	F2080-05	F2020-25	
			0°	$\frac{2}{2}$	F2080-05	F2020-25	
			0°	$\frac{3}{3}$	F2083-04	F2023-04	
			0°	$\frac{3}{3}$	F2073-03	F2013-03	
			0°	$\frac{4}{4}$	F2089-04	F2029-04	
			0°	$\frac{5}{5}$	F2089-04	F2029-04	
			0°	$\frac{5}{5}$	F2079-03	F2019-03	
			0°	$\frac{5}{5}$	F2079-02	F2019-02	

Packs of 10






Super Edgewise system with vertical slot

							
		torque	ang.	.018"x.030"	.022"x.030"		
			0°	$\frac{1}{1}$	F2081-21	F2021-21	
			0°	$\frac{2}{2}$	F2082-21	F2022-21	
			0°	$\frac{3}{3}$	F2183-04	F2123-04	
			0°	$\frac{3}{3}$	F2173-02	F2113-02	
			0°	$\frac{3}{3}$	F2173-03	F2113-03	
			0°	$\frac{4}{4}$	F2189-04	F2129-04	
			0°	$\frac{5}{5}$	F2189-04	F2129-04	
			0°	$\frac{5}{5}$	F2179-02	F2119-02	
			0°	$\frac{5}{5}$	F2179-03	F2119-03	
			0°	$\frac{1}{1}$	F2080-35	F2020-05	
			0°	$\frac{2}{2}$	F2080-35	F2020-05	
			0°	$\frac{3}{3}$	F2183-04	F2123-04	
			0°	$\frac{3}{3}$	F2173-03	F2113-03	
			0°	$\frac{3}{3}$	F2173-02	F2113-02	
			0°	$\frac{4}{4}$	F2189-04	F2129-04	
			0°	$\frac{5}{5}$	F2189-04	F2129-04	
			0°	$\frac{5}{5}$	F2179-03	F2119-03	
			0°	$\frac{5}{5}$	F2179-02	F2119-02	

Packs of 10

Edgewise standard system

	20 brackets - 1 case		200 brackets - 10 cases		500 brackets - 25 cases		1000 brackets - 50 cases	
		with hook		with hook		with hook		with hook
.018"	F2080-91	F2070-91	F2081-91	F2071-91	F2083-91		F2085-91	
.022"	F2020-91	F2010-91	F2021-91	F2011-91	F2023-91		F2025-91	





Super Edgewise system with vertical slot

.018"	F2180-91	F2170-91	F2181-91	F2171-91	F2183-91		F2185-91	
.022"	F2120-91	F2110-91	F2121-91	F2111-91	F2123-91		F2125-91	







Edgewise Mini system

						
			torque	ang.	.018"x.030"	.022"x.030"
			0°	$\frac{1}{1}$	F2281-01	F2221-01
			0°	$\frac{2}{2}$	F2282-01	F2222-01
			0°	$\frac{3}{3}$	F2283-04	F2223-04
			0°	$\frac{4}{4}$	F2289-04	F2229-04
			0°	$\frac{5}{5}$	F2289-04	F2229-04
			0°	$\frac{1}{1}$	F2280-05	F2220-05
			0°	$\frac{2}{2}$	F2280-05	F2220-05
			0°	$\frac{3}{3}$	F2283-04	F2223-04
			0°	$\frac{4}{4}$	F2289-04	F2229-04
			0°	$\frac{5}{5}$	F2289-04	F2229-04

Packs of 10

Edgewise Mini system

	20 brackets - 1 case	200 brackets - 10 cases
.018"	F2280-91	F2281-91
.022"	F2220-91	F2221-91

	500 brackets - 25 cases	1000 brackets - 50 cases
.018"	F2283-91	F2285-91
.022"	F2223-91	F2225-91



PACKAGES



































All brackets are exclusively sold in original Leone packaging: kits of 1, 10, 25, 50 cases and refill packages of 10. Each single-case kit is sealed closed, providing a guarantee of hygiene and cleanliness when opened in the presence of the patient. The back label displays the product code, description, lot number and product symbols.

The 10-case kits are made with ABS plastic. A large label on the kit cover displays the product code, description and lot number; the same information is also clearly displayed on the front drawers of the conveniently stackable Leone kits. Inside the trays, a clear plastic cover protects the brackets, as well as provides information pertaining to their correct placement.



















































Tweed system

							
		torque	ang.	.018"x.030"	.022"x.030"		
			0°	$\frac{1}{1}$	F2080-11	F2020-11	
			0°	$\frac{2}{2}$	F2080-11	F2020-11	
			0°	$\frac{3}{3}$	F2083-24	F2023-24	
			0°	$\frac{4}{4}$	F2089-14	F2029-14	
			0°	$\frac{5}{5}$	F2089-14	F2029-14	
			0°	$\frac{1}{1}$	F2080-15	F2020-04	
			0°	$\frac{2}{2}$	F2080-15	F2020-04	
			0°	$\frac{3}{3}$	F2083-24	F2023-24	
			0°	$\frac{4}{4}$	F2089-14	F2029-14	
			0°	$\frac{5}{5}$	F2089-14	F2029-14	

Packs of 10



Andrews system

							
		torque	ang.	.018"x.030"	.022"x.030"		
			+7°	+5°	$\frac{1}{1}$	F2481-12	F2421-12
					$\frac{1}{1}$	F2481-13	F2421-13
			+3°	+9°	$\frac{2}{2}$	F2482-32	F2422-12
					$\frac{2}{2}$	F2482-33	F2422-13
			-7°	+11°	$\frac{3}{3}$	F2483-22	F2423-42
					$\frac{3}{3}$	F2483-23	F2423-43
			-7°	+11°	$\frac{3}{3}$	F2473-12	F2413-12
					$\frac{3}{3}$	F2473-13	F2413-13
			-7°	0°	$\frac{4}{4}$	F2484-05	F2429-11
			-7°	0°	$\frac{5}{5}$	F2484-05	F2429-11
			-7°	0°	$\frac{5}{5}$	F2479-02	F2419-12
					$\frac{5}{5}$	F2479-03	F2419-13
			0°		$\frac{1}{1}$	F2080-35	F2020-05
			0°		$\frac{2}{2}$	F2080-35	F2020-05
			-11°	+5°	$\frac{3}{3}$	F2483-26	F2423-36
					$\frac{3}{3}$	F2483-27	F2423-37
			-11°	+5°	$\frac{3}{3}$	F2473-16	F2413-16
					$\frac{3}{3}$	F2473-17	F2413-17
			-17°	0°	$\frac{4}{4}$	F2489-25	F2429-05
			-22°	0°	$\frac{5}{5}$	F2489-15	F2429-15
			-22°	0°	$\frac{5}{5}$	F2479-06	F2419-16
					$\frac{5}{5}$	F2479-07	F2419-17

Packs of 10



Tweed system













































	20 brackets - 1 case		200 brackets - 10 cases		500 brackets - 25 cases		1000 brackets - 50 cases	
	with hook		with hook					
.018"	F2080-93		F2081-93		F2083-93		F2085-93	
.022"	F2020-93		F2021-93		F2023-93		F2025-93	

Andrews system

.018"	F2480-92	F2470-93	F2481-92	F2471-93	F2483-92		F2485-92	
.022"	F2420-93	F2410-93	F2421-93	F2411-93	F2423-93		F2425-93	















































Roth system

							
			torque	ang.	.018"x.030"	.022"x.030"	
			+12°	+5°	$\frac{1}{1}$	F2481-22 F2481-23	F2421-22 F2421-23
			+8°	+9°	$\frac{2}{2}$	F2482-42 F2482-43	F2422-22 F2422-23
			-2°	+13°	$\frac{3}{3}$	F2483-32 F2483-33	F2423-52 F2423-53
			-2°	+13°	$\frac{3}{3}$	F2473-22 F2473-23	F2413-22 F2413-23
			-7°	0°	$\frac{4}{4}$	F2484-05	F2429-11
			-7°	0°	$\frac{5}{5}$	F2484-05	F2429-11
			-7°	0°	$\frac{5}{5}$	F2479-02 F2479-03	F2419-12 F2419-13
			0°		$\frac{1}{1}$	F2080-35	F2020-05
			0°		$\frac{2}{2}$	F2080-35	F2020-05
			-11°	+5°	$\frac{3}{3}$	F2483-26 F2483-27	F2423-36 F2423-37
			-11°	+5°	$\frac{3}{3}$	F2473-16 F2473-17	F2413-16 F2413-17
			-17°	0°	$\frac{4}{4}$	F2489-25	F2429-05
			-22°	0°	$\frac{5}{5}$	F2489-15	F2429-15
			-22°	0°	$\frac{5}{5}$	F2479-06 F2479-07	F2419-16 F2419-17

Packs of 10




Ricketts system

						
			torque	ang.	.018"x.030"	
			+22°	0°	$\frac{1}{1}$	F2481-32 F2481-33
			+14°	+8°	$\frac{2}{2}$	F2482-02 F2482-03
			+7°	+5°	$\frac{3}{3}$	F2483-02 F2483-03
			+7°	+5°	$\frac{3}{3}$	F2473-02 F2473-03
				0°	$\frac{4}{4}$	F2084-04
				0°	$\frac{5}{5}$	F2085-01
				0°	$\frac{5}{5}$	F2075-02 F2075-03
				0°	$\frac{1}{1}$	F2080-35
				0°	$\frac{2}{2}$	F2080-35
			+7°	+5°	$\frac{3}{3}$	F2483-06 F2483-07
			+7°	+5°	$\frac{3}{3}$	F2473-06 F2473-07
				0°	$\frac{4}{4}$	F2084-04
			-15°	0°	$\frac{5}{5}$	F2485-06 F2485-07
			-15°	0°	$\frac{5}{5}$	F2475-06 F2475-07

Packs of 10

Roth system

	20 brackets - 1 case		200 brackets - 10 cases		500 brackets - 25 cases		1000 brackets - 50 cases	
		with hook		with hook				
.018"	F2480-95	F2470-95	F2481-95	F2471-95	F2483-95		F2485-95	
.022"	F2420-94	F2410-94	F2421-94	F2411-94	F2423-94		F2425-94	









































Ricketts system

.018"	F2480-94	F2470-94	F2481-94	F2471-94	F2483-94		F2485-94	
-------	----------	----------	----------	----------	----------	--	----------	--












































Boston system

						
		torque	ang.	.018"x.030"	.022"x.030"	
			+12°	+5°	$\frac{1}{1}$	F2481-22 F2481-23
			+8°	+9°	$\frac{2}{2}$	F2482-42 F2482-43
			0°	+7°	$\frac{3}{3}$	F2123-02 F2123-03
			0°	+7°	$\frac{3}{3}$	F2113-12 F2113-13
			0°		$\frac{4}{4}$	F2129-04
			0°		$\frac{5}{5}$	F2129-04
			0°		$\frac{1}{1}$	F2180-05
			0°		$\frac{2}{2}$	F2180-05
			0°	+6°	$\frac{3}{3}$	F2123-06 F2123-07
			0°	+6°	$\frac{3}{3}$	F2113-06 F2113-07
			0°		$\frac{4}{4}$	F2129-04
			0°		$\frac{5}{5}$	F2129-04

Packs of 10




Burstone system

						
		torque	ang.	.022"x.030"		
			+12°	+5°	$\frac{1}{1}$	F2421-22 F2421-23
			+8°	+9°	$\frac{2}{2}$	F2422-22 F2422-23
			-7°	+5°	$\frac{3}{3}$	F2623-02 F2623-03
			-7°	0°	$\frac{4}{4}$	F2429-11
			-7°	0°	$\frac{5}{5}$	F2429-11
			-7°	0°	$\frac{5}{5}$	F2419-12 F2419-13
			0°		$\frac{1}{1}$	F2020-05
			0°		$\frac{2}{2}$	F2020-05
			-11°	+6°	$\frac{3}{3}$	F2623-06 F2623-07
			-17°	0°	$\frac{4}{4}$	F2429-05
			-22°	0°	$\frac{5}{5}$	F2429-15
			-22°	0°	$\frac{5}{5}$	F2419-16 F2419-17

Packs of 10



Boston system

	20 brackets - 1 case	200 brackets - 10 cases	500 brackets - 25 cases	1000 brackets - 50 cases
	with hook	with hook	with hook	with hook
	F2120-95	F2110-95	F2121-95	F2111-95
	F2123-95	F2113-95	F2125-95	F2115-95

Burstone system

.022"	F2620-91	F2610-91	F2621-91	F2611-91	F2623-91	F2625-91
-------	-----------------	-----------------	-----------------	-----------------	-----------------	-----------------

D.B. BRACKETS WITH PLASTIC POSITIONER

Available in the Edgewise, Super Edgewise, Tweed, Ricketts, Andrews, Boston, Roth system only for prescriptions of metal brackets.

The vertical shape of the plastic positioner facilitates the alignment of the bracket with the tooth long axis while the incisal edge gives the exact occlusal-gingival position.

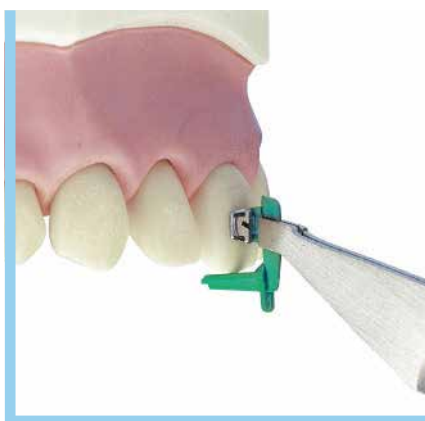
Packs of 5



IDENTIFICATION SYSTEM OF EACH SINGLE TOOTH

The mouth is color coded by quadrant like the pre adjusted brackets.

Each plastic positioner is marked with a number identifying each tooth.



		Colour of positioner			
UR	BLACK	GREEN	LR		
UL	RED	WHITE	LL		

HOW TO ORDER BRACKETS WITH PLASTIC POSITIONER

Part numbers are the same of the corresponding D.B. regular brackets.

In replacement of the hyphen, a letter identifying the single tooth has been inserted.

The part numbers of the kits are the same as the equivalent kits without plastic positioner, but in replacement of the hyphen, the letter "J" has been inserted.



Upper right black

Upper left green

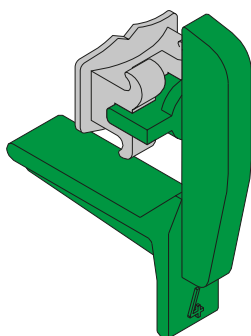
code letter									
I	G	E	C	A	B	D	F	H	K
5	4	3	2	1	1	2	3	4	5
tooth									
5	4	3	2	1	1	2	3	4	5
W	T	R	P	N	O	Q	S	U	X

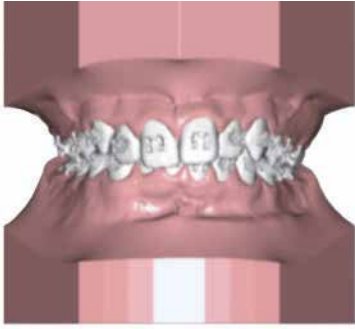
Lower right red

Lower left white

Example:

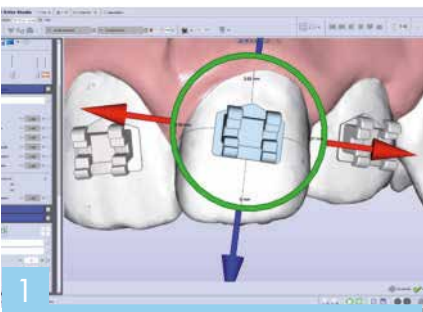
$$\begin{array}{c} 2 \quad | \quad 2 \\ \hline \text{Edgewise} \\ .022 \end{array} \text{ F2022-31} = \begin{array}{c} \text{F2022C31} \\ \text{black positioner} \\ \text{F2022D31} \\ \text{green positioner} \end{array} \begin{array}{c} 2 \\ | \\ 2 \end{array}$$



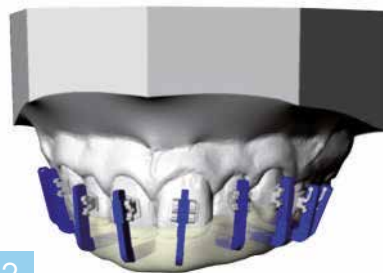


DIGITALLY-ASSISTED INDIRECT BONDING SYSTEM^(patented)

This is an innovative system of indirect bonding of brackets developed with a dedicate software for the correct digital mapping of brackets joined with the orthodontist's prescription plan and method used. Starting from the position of the brackets, the software plans a transfer-bite, made with high precision 3D printing scanner to get the accurate clinical reproduction of what digitally planned. For info and updates: www.leonedigitalservice.it



1
The Leone plug-in for Maestro 3D software (www.age-solutions.com) is dedicated to digital positioning of our brackets. The software library contains the most popular brackets among our range that are placed automatically on the teeth, based on typical settings of the prescription but, if desired, even in a completely customized mode.



2
Once all brackets have been ideally placed, the software automatically displays the specific altimeters and draws a transfer-bite with rectangular seats for the insertion of the occlusal portion of the positioner.



3
Once the transfer-bite is ready, the brackets must be joined physically to each corresponding positioner: thanks to the special design of the inter-bracket tie wing portion, the union with the bracket is stable and removable at the same time for the next clinical phase.



4
The rectangular occlusal portion is placed into the corresponding location on the transfer-bite: in this way, the bracket preloaded with the adhesive on the base will be placed onto the previously conditioned tooth, in the exact position planned digitally.



5
The use of the altimeters minimizes the thickness of the adhesive under the bracket and allows ease of removal of any adhesive excess before curing.



6
The removal of the altimeter, thanks to its special design, is easy and does not cause any bracket detachment, which possibly may happen with the use of thermo-stamped transfer trays.



TOOTH POSITIONERS FOR DIGITALLY-ASSISTED INDIRECT BONDING SYSTEM

F6100-04 Pack of 4 sets of 20 tooth positioners each. For technique **Logic Step 2.0**


F6200-04 Pack of 4 sets of 20 tooth positioners each. For technique **Logic Roth**

The tooth positioners are separate for each tooth and marked according to the FDI system. They can be removed from the holder using a scalpel.

with FDI identification

anatomical 80 mesh pad

for excellent bond strength with the use of any adhesive, bicuspid features a bonding pad extended to occlusal to minimize interferences



ball hook

MIM® injection molded and integrated on cuspids and bicuspid

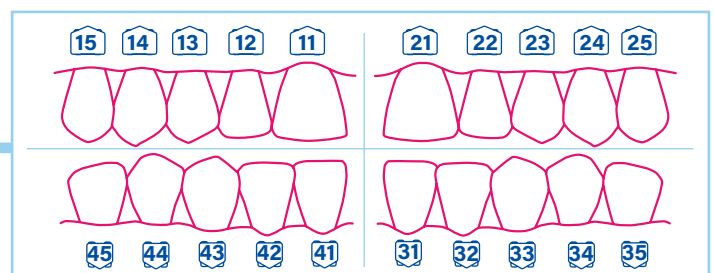


central scribe line


laser marked between tie wings and identification disto-gingival dot for ease of placement

FDI system marking





















































on the mesh pad




An FDI (Fédération Dentaire Internationale) identification number is laser marked on the mesh pad of every bracket, clearly indicating the tooth to which a specific bracket will be attached. This method identifies each tooth with a two-digit Arabic number: the first digit indicates the quadrant, the second identifies the tooth according to Palmer's notation. For example: the bracket for the upper right central incisor has got number 11 laser-marked on the mesh pad. The number, permanently etched and free of toxic substances, is immediately recognizable and easily readable without the aid of magnifying lenses. The FDI system laser marking also improves bond strength.






















































MINI DIAGONALI® Roth system

							
		torque	ang.	.018"x.030"	.022"x.030"		
			+12°	+5°	$\frac{1}{1}$	F7281-02	F7221-02
					$\frac{1}{1}$	F7281-03	F7221-03
			+8°	+9°	$\frac{2}{2}$	F7282-02	F7222-02
					$\frac{2}{2}$	F7282-03	F7222-03
			-2°	+13°	$\frac{3}{3}$	F7283-02	F7223-02
					$\frac{3}{3}$	F7283-03	F7223-03
			-2°	+13°	$\frac{3}{3}$	F7273-02	F7213-02
					$\frac{3}{3}$	F7273-03	F7213-03
			-7°	0°	$\frac{4}{4}$	F7184-02	F7124-02
					$\frac{4}{4}$	F7184-03	F7124-03
			-7°	0°	$\frac{4}{4}$	F7274-02	F7214-02
					$\frac{4}{4}$	F7274-03	F7214-03
			-7°	0°	$\frac{5}{5}$	F7185-02	F7125-02
					$\frac{5}{5}$	F7185-03	F7125-03
			-7°	0°	$\frac{5}{5}$	F7179-02	F7119-02
					$\frac{5}{5}$	F7179-03	F7119-03
			0°		$\frac{1}{1}$	F7081-06	F7021-06
					$\frac{1}{1}$	F7081-07	F7021-07
			0°		$\frac{2}{2}$	F7082-06	F7022-06
					$\frac{2}{2}$	F7082-07	F7022-07
			-11°	+7°	$\frac{3}{3}$	F7283-06	F7223-06
					$\frac{3}{3}$	F7283-07	F7223-07
			-11°	+7°	$\frac{3}{3}$	F7273-06	F7213-06
					$\frac{3}{3}$	F7273-07	F7213-07
			-17°	0°	$\frac{4}{4}$	F7184-06	F7124-06
					$\frac{4}{4}$	F7184-07	F7124-07
			-17°	0°	$\frac{4}{4}$	F7274-06	F7214-06
					$\frac{4}{4}$	F7274-07	F7214-07
			-22°	0°	$\frac{5}{5}$	F7185-06	F7125-06
					$\frac{5}{5}$	F7185-07	F7125-07
			-22°	0°	$\frac{5}{5}$	F7175-06	F7115-06
					$\frac{5}{5}$	F7175-07	F7115-07

Packs of 10



MINI DIAGONALI® Ricketts system


						
		torque	ang.	.018"x.030"		
			+22°	0°	$\frac{1}{1}$	F7081-02
					$\frac{1}{1}$	F7081-03
			+14°	+8°	$\frac{2}{2}$	F7082-02
					$\frac{2}{2}$	F7082-03
			+7°	+5°	$\frac{3}{3}$	F7083-02
					$\frac{3}{3}$	F7083-03
			+7°	+5°	$\frac{3}{3}$	F7073-02
					$\frac{3}{3}$	F7073-03
			0°		$\frac{4}{4}$	F7084-02
					$\frac{4}{4}$	F7084-03
			0°		$\frac{4}{4}$	F7074-02
					$\frac{4}{4}$	F7074-03
			0°		$\frac{5}{5}$	F7085-02
					$\frac{5}{5}$	F7085-03
			0°		$\frac{5}{5}$	F7079-02
					$\frac{5}{5}$	F7079-03
			0°		$\frac{1}{1}$	F7081-06
					$\frac{1}{1}$	F7081-07
			0°		$\frac{2}{2}$	F7082-06
					$\frac{2}{2}$	F7082-07
			+7°	+5°	$\frac{3}{3}$	F7083-06
					$\frac{3}{3}$	F7083-07
			+7°	+5°	$\frac{3}{3}$	F7073-06
					$\frac{3}{3}$	F7073-07
			0°		$\frac{4}{4}$	F7084-06
					$\frac{4}{4}$	F7084-07
			0°		$\frac{4}{4}$	F7074-06
					$\frac{4}{4}$	F7074-07
			-15°	0°	$\frac{5}{5}$	F7085-06
					$\frac{5}{5}$	F7085-07
			-15°	0°	$\frac{5}{5}$	F7075-06
					$\frac{5}{5}$	F7075-07

Packs of 10

Brackets not available into kits




MINI DIAGONALI® Roth system

	20 brackets - 1 case	200 brackets - 10 cases	500 brackets - 25 cases	1000 brackets - 50 cases
.018"	F7270-91	F7271-91	F7273-91	
.022"	F7210-91	F7211-91	F7213-91	F7215-91

MINI DIAGONALI® Ricketts system

.018"	F7070-91	F7071-91	F7073-91	F7075-91
-------	-----------------	-----------------	-----------------	-----------------


with FDI identification




MINI DIAGONALI® Andrews system

			torque	ang.		.018"x.030"	.022"x.030"
		3.3	+7°	+5°	1	F7181-02 F7181-03	F7121-02 F7121-03
		2.7	+3°	+9°	2	F7182-02 F7182-03	F7122-02 F7122-03
		2.7	-7°	+11°	3	F7183-02 F7183-03	F7123-02 F7123-03
		2.7	-7°	+11°	3	F7173-02 F7173-03	F7113-02 F7113-03
		2.7	-7°	0°	4	F7184-02 F7184-03	F7124-02 F7124-03
		2.7	-7°	0°	5	F7185-02 F7185-03	F7125-02 F7125-03
		2.7	-7°	0°	5	F7179-02 F7179-03	F7119-02 F7119-03
		2.1	0°		1	F7081-06 F7081-07	F7021-06 F7021-07
		2.1	0°		2	F7082-06 F7082-07	F7022-06 F7022-07
		2.7	-11°	+5°	3	F7183-06 F7183-07	F7123-06 F7123-07
		2.7	-11°	+5°	3	F7173-06 F7173-07	F7113-06 F7113-07
		2.7	-17°	0°	4	F7184-06 F7184-07	F7124-06 F7124-07
		2.7	-22°	0°	5	F7185-06 F7185-07	F7125-06 F7125-07
		2.7	-22°	0°	5	F7175-06 F7175-07	F7115-06 F7115-07

Packs of 10

 Brackets not available into kits



MINI DIAGONALI® MBT* system

			torque	ang.		.018"x.030"	.022"x.030"
		3.3	+17°	+4°	1	F7380-11 F7380-21	F7320-11 F7320-21
		2.7	+10°	+8°	2	F7380-12 F7380-22	F7320-12 F7320-22
		2.7	-7°	+8°	3	F7380-13 F7380-23	F7320-13 F7320-23
		2.7	-7°	+8°	3	F7370-13 F7370-23	F7310-13 F7310-23
		2.7	-7°	0°	4	F7380-14 F7380-24	F7320-14 F7320-24
		2.7	-7°	0°	4	F7370-14 F7370-24	F7310-14 F7310-24
		2.7	-7°	0°	5	F7380-15 F7380-25	F7320-15 F7320-25
		2.7	-7°	0°	5	F7370-15 F7370-25	F7310-15 F7310-25
		2.1	-6°	0°	1	F7380-41 F7380-31	F7320-41 F7320-31
		2.1	-6°	0°	2	F7380-42 F7380-32	F7320-42 F7320-32
		2.7	-6°	+3°	3	F7380-43 F7380-33	F7320-43 F7320-33
		2.7	-6°	+3°	3	F7370-43 F7370-33	F7310-43 F7310-33
		2.7	-12°	+2°	4	F7380-44 F7380-34	F7320-44 F7320-34
		2.7	-12°	+2°	4	F7370-44 F7370-34	F7310-44 F7310-34
		2.7	-17°	+2°	5	F7380-45 F7380-35	F7320-45 F7320-35
		2.7	-17°	+2°	5	F7370-45 F7370-35	F7310-45 F7310-35

Packs of 10

MINI DIAGONALI® Andrews system


	20 brackets - 1 case	200 brackets - 10 cases	500 brackets - 25 cases	1000 brackets - 50 cases
.018"	F7170-91	F7171-91		
.022"	F7110-91	F7111-91		F7115-91

MINI DIAGONALI® MBT* system





































.018"	F7370-91	F7371-91	F7373-91	F7375-91
.022"	F7310-91	F7311-91	F7313-91	F7315-91



*MBT is a Trademark of 3M Unitek. The orthodontic brackets illustrated in this catalogue are not intended to be a duplication of any other existing system nor does Leone SpA imply that they are endorsed by the above mentioned doctors or Schools in any form.



























MIDI DIAGONALI Roth system

							
		torque	ang.	.018"x.030"	.022"x.030"		
		3.6	+12°	+5°	$\frac{1}{1}$	F4281-02 F4281-03	F4221-02 F4221-03
		3	+8°	+9°	$\frac{2}{2}$	F4282-02 F4282-03	F4222-02 F4222-03
		3.3	-2°	+13°	$\frac{3}{3}$	F4273-02 F4273-03	F4213-02 F4213-03
		3.3	-2°	+13°	$\frac{3}{3}$	F4283-02 F4283-03	F4223-02 F4223-03
		3.3	-7°	0°	$\frac{4}{4}$	F4274-02 F4274-03	F4214-02 F4214-03
		3.3	-7°	0°	$\frac{4}{4}$	F4284-02 F4284-03	F4224-02 F4224-03
		3.3	-7°	0°	$\frac{5}{5}$	F4275-02 F4275-03	F4215-02 F4215-03
		3.3	-7°	0°	$\frac{5}{5}$	F4285-02 F4285-03	F4225-02 F4225-03
		2.1	0°		$\frac{1}{1}$	F4281-06 F4281-07	F4221-06 F4221-07
		2.1	0°		$\frac{2}{2}$	F4282-06 F4282-07	F4222-06 F4222-07
		3.3	-11°	+7°	$\frac{3}{3}$	F4273-06 F4273-07	F4213-06 F4213-07
		3.3	-11°	+7°	$\frac{3}{3}$	F4283-06 F4283-07	F4223-06 F4223-07
		3.3	-17°	0°	$\frac{4}{4}$	F4274-06 F4274-07	F4214-06 F4214-07
		3.3	-17°	0°	$\frac{4}{4}$	F4284-06 F4284-07	F4224-06 F4224-07
		3.3	-22°	0°	$\frac{5}{5}$	F4275-06 F4275-07	F4215-06 F4215-07
		3.3	-22°	0°	$\frac{5}{5}$	F4285-06 F4285-07	F4225-06 F4225-07

Packs of 10



MIDI DIAGONALI Roth system with vertical slot

							
		torque	ang.	.018"x.030"	.022"x.030"		
		3.6	+12°	+5°	$\frac{1}{1}$	F4280-11 F4280-21	F4220-11 F4220-21
		3	+8°	+9°	$\frac{2}{2}$	F4280-12 F4280-22	F4220-12 F4220-22
		3.3	-2°	+13°	$\frac{3}{3}$	F4270-13 F4270-23	F4210-13 F4210-23
		3.3	-7°	0°	$\frac{4}{4}$	F4270-14 F4270-24	F4210-14 F4210-24
		3.3	-7°	0°	$\frac{5}{5}$	F4270-15 F4270-25	F4210-15 F4210-25
		2.1	0°		$\frac{1}{1}$	F4280-41 F4280-31	F4220-41 F4220-31
		2.1	0°		$\frac{2}{2}$	F4280-42 F4280-32	F4220-42 F4220-32
		3.3	-11°	+7°	$\frac{3}{3}$	F4270-43 F4270-33	F4210-43 F4210-33
		3.3	-17°	0°	$\frac{4}{4}$	F4270-44 F4270-34	F4210-44 F4210-34
		3.3	-22°	0°	$\frac{5}{5}$	F4270-45 F4270-35	F4210-45 F4210-35


Packs of 10



Brackets not available into kits



MIDI DIAGONALI Roth system


	20 brackets - 1 case	200 brackets - 10 cases	500 brackets - 25 cases	1000 brackets - 50 cases
.018"	F4270-91	F4271-91	F4273-91	F4275-91
.022"	F4210-91	F4211-91	F4213-91	F4215-91

MIDI DIAGONALI Roth system with vertical slot

.018"	F4270-92	F4271-92	F4273-92
.022"	F4210-92	F4211-92	F4213-92

D.B. brackets MIDI DIAGONALI

13 with FDI identification



MIDI DIAGONALI MBT* system

			torque	ang.	.018"x.030"	.022"x.030"
			+17°	+4°	1 F4480-11	F4420-11
					1 F4480-21	F4420-21
			+10°	+8°	2 F4480-12	F4420-12
					2 F4480-22	F4420-22
			-7°	+8°	3 F4470-13	F4410-13
					3 F4470-23	F4410-23
			0°	+8°	3 F4411-13	F4411-13
					3 F4411-23	F4411-23
			-7°	+8°	3 F4480-13	F4420-13
					3 F4480-23	F4420-23
			-7°	0°	4 F4470-14	F4410-14
					4 F4470-24	F4410-24
			-7°	0°	4 F4480-14	F4420-14
					4 F4480-24	F4420-24
			-7°	0°	5 F4470-15	F4410-15
					5 F4470-25	F4410-25
			-7°	0°	5 F4480-15	F4420-15
					5 F4480-25	F4420-25
			-6°	0°	1 F4480-41	F4420-41
					1 F4480-31	F4420-31
			-6°	0°	2 F4480-42	F4420-42
					2 F4480-32	F4420-32
			-6°	+3°	3 F4470-43	F4410-43
					3 F4470-33	F4410-33
			0°	+3°	3 F4411-43	F4411-33
					3 F4411-33	F4411-33
			-6°	+3°	3 F4480-43	F4420-43
					3 F4480-33	F4420-33
			-12°	+2°	4 F4470-44	F4410-44
					4 F4470-34	F4410-34
			-12°	+2°	4 F4480-44	F4420-44
					4 F4480-34	F4420-34
			-17°	+2°	5 F4470-45	F4410-45
					5 F4470-35	F4410-35
			-17°	+2°	5 F4480-45	F4420-45
					5 F4480-35	F4420-35


Packs of 10



MIDI DIAGONALI Bidimensional system with vertical slot

			torque	ang.	.018"x.030"	.022"x.030"
			+12°	+5°	1 F4280-11	F4280-11
					1 F4280-21	F4280-21
			+8°	+9°	2 F4280-12	F4280-12
					2 F4280-22	F4280-22
			0°	+7°	3 F4211-13	F4211-13
					3 F4211-23	F4211-23
			0°	0°	4 F4211-14	F4211-14
					4 F4211-24	F4211-24
			0°	0°	5 F4211-15	F4211-15
					5 F4211-25	F4211-25
			0°	0°	1 F4280-41	F4280-41
					1 F4280-31	F4280-31
			0°	0°	2 F4280-42	F4280-42
					2 F4280-32	F4280-32
			0°	+6°	3 F4211-43	F4211-33
					3 F4211-33	F4211-33
			0°	0°	4 F4211-44	F4211-34
					4 F4211-34	F4211-34
			0°	0°	5 F4211-45	F4211-35
					5 F4211-35	F4211-35

Packs of 10

 Brackets not available into kits

*MBT is a Trademark of 3M Unitek.

The orthodontic brackets illustrated in this catalogue are not intended to be a duplication of any other existing system nor does Leone SpA imply that they are endorsed by the above mentioned doctors or Schools in any form.


MIDI DIAGONALI MBT* system

	20 brackets - 1 case	200 brackets - 10 cases	500 brackets - 25 cases	1000 brackets - 50 cases
.018"	F4470-91	F4471-91	F4473-91	F4475-91
.022"	F4410-91	F4411-91	F4413-91	F4415-91
	new F4410-92			




















































MIDI DIAGONALI Bidimensional system with vertical slot

F4210-93	F4211-93	F4213-93
----------	----------	----------














































MIDI DIAGONALI Ricketts system

						
		torque	ang.			.018"x.030"
			+22°	0°	$\frac{1}{1}$	F4381-02 F4381-03
			+14°	+8°	$\frac{2}{2}$	F4382-02 F4382-03
			+7°	+5°	$\frac{3}{3}$	F4373-02 F4373-03
			+7°	+5°	$\frac{3}{3}$	F4383-02 F4383-03
			0°	0°	$\frac{4}{4}$	F4374-02 F4374-03
			0°	0°	$\frac{4}{4}$	F4384-02 F4384-03
			0°	0°	$\frac{5}{5}$	F4375-02 F4375-03
			0°	0°	$\frac{5}{5}$	F4385-02 F4385-03
			0°	0°	$\frac{1}{1}$	F4281-06 F4281-07
			0°	0°	$\frac{2}{2}$	F4282-06 F4282-07
			+7°	+5°	$\frac{3}{3}$	F4373-06 F4373-07
			+7°	+5°	$\frac{3}{3}$	F4383-06 F4383-07
			0°	0°	$\frac{4}{4}$	F4374-06 F4374-07
			0°	0°	$\frac{4}{4}$	F4384-06 F4384-07
			-15°	0°	$\frac{5}{5}$	F4375-06 F4375-07
			-15°	0°	$\frac{5}{5}$	F4385-06 F4385-07


Packs of 10



MIDI DIAGONALI Alexander system

							
		torque	ang.			.018"x.030"	.022"x.030"
			+14°	+5°	$\frac{1}{1}$	F4580-11 F4580-21	F4520-11 F4520-21
			+7°	+8°	$\frac{2}{2}$	F4580-12 F4580-22	F4520-12 F4520-22
			-3°	+10°	$\frac{3}{3}$	F4580-13 F4580-23	F4520-13 F4520-23
			-3°	+10°	$\frac{3}{3}$	F4570-13 F4570-23	F4510-13 F4510-23
			-7°	0°	$\frac{4}{4}$	F4580-14 F4580-24	F4520-14 F4520-24
			-7°	0°	$\frac{5}{5}$	F4580-15 F4580-25	F4520-15 F4520-25
			-5°	0°	$\frac{1}{1}$	F4580-41 F4580-31	F4520-41 F4520-31
			-5°	0°	$\frac{2}{2}$	F4580-42 F4580-32	F4520-42 F4520-32
			-7°	+6°	$\frac{3}{3}$	F4580-43 F4580-33	F4520-43 F4520-33
			-7°	+6°	$\frac{3}{3}$	F4570-43 F4570-33	F4510-43 F4510-33
			-11°	0°	$\frac{4}{4}$	F4580-44 F4580-34	F4520-44 F4520-34
			-17°	0°	$\frac{5}{5}$	F4580-45 F4580-35	F4520-45 F4520-35

Packs of 10

 Brackets not available into kits



MIDI DIAGONALI Ricketts system

	20 brackets - 1 case	200 brackets - 10 cases	500 brackets - 25 cases	1000 brackets - 50 cases
.018"	F4370-91	F4371-91	F4373-91	F4375-91


MIDI DIAGONALI Alexander system

.018"	F4580-94	F4581-94	F4583-94	F4585-94
.022"	F4520-92	F4521-92	F4523-92	F4525-92

with FDI identification

Diagonal Round angulation

for easy bracket placement



anatomical 80 mesh pad with FDI identification

for excellent bond strength
with the use of any adhesive

new



maximum comfort

thanks to reduced sizes
and rounded edges



MIM® integral ball hook

on cuspids and bicuspid







































D.B. BRACKETS DIAGONAL ROUND

Manufactured using **MIM**® technology, in stainless steel welded on 80 gauge mesh sintered pads to ensure a secure bond strength to the tooth. Diagonal Round angulation, torque-in-base and calibrated sizes optimize biomechanics thus decreasing therapeutic time.


Packs of 10

DIAGONAL ROUND Roth system

						
			torque	ang.	.018"x.030"	.022"x.030"
		 3.2	+12°	+5°	$\frac{1}{1}$	F6380-11 F6320-11 F6380-21 F6320-21
		 2.5	+8°	+9°	$\frac{2}{2}$	F6380-12 F6320-12 F6380-22 F6320-22
		 3	-2°	+13°	$\frac{3}{3}$	F6374-13 F6314-13 F6374-23 F6314-23
		 3	-7°	0°	$\frac{4}{4}$	F6379-14 F6319-14 F6379-24 F6319-24
		 3	-7°	0°	$\frac{5}{5}$	F6379-15 F6319-15 F6379-25 F6319-25
		 2.4		0°	$\frac{1}{1}$	F6380-41 F6320-41 F6380-31 F6320-31
		 3		0°	$\frac{2}{2}$	F6380-42 F6320-42 F6380-32 F6320-32
		 3	-11°	+7°	$\frac{3}{3}$	F6374-43 F6314-43 F6374-33 F6314-33
		 3	-17°	0°	$\frac{4}{4}$	F6379-44 F6319-44 F6379-34 F6319-34
		 3	-22°	0°	$\frac{5}{5}$	F6379-45 F6319-45 F6379-35 F6319-35

DIAGONAL ROUND Roth system



	20 brackets 1 case	200 brackets 10 cases
.018"	F6380-91	F6381-91
.022"	F6320-91	F6321-91

EXTREMO

Single piece bracket **MIM**[®]

- Precision
- Constant quality
- No soldering points
- Computer designed anatomical bond bases
- Excellent bond strength
- Biocompatibility
- Patient comfort


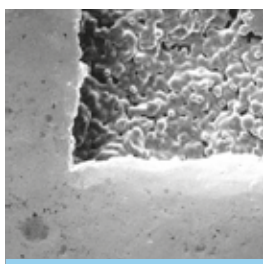


FDI system marking

on the mesh pad (for Roth prescription)

high retention base

with micro cavities to ensure strong retention to the tooth



MIM[®] technology

perfectly rounded edges
for maximum comfort

Extremo nickel-free* brackets are entirely biocompatible. They are CAD designed to get anatomical fits and **MIM**[®] moulded in single piece, without any soldering point. The anatomical base features highly retentive micro cavities for a perfect bond strength and rounded edges to provide patient compliance. The base on Roth prescription brackets is laser marked with FDI number for immediate identification.

**Nickel trace elements of $\leq 0,1\%$ are due to the process of manufacturing*





































EXTREMO Edgewise Standard system

							
		torque	ang.	.018"x.030"	.022"x.030"		
			0°	$\frac{1}{1}$	F9081-11	F9021-11	
			0°	$\frac{2}{2}$	F9081-12	F9021-12	
			0°	$\frac{3}{3}$	F9088-14	F9028-14	
			0°	$\frac{4}{4}$	F9088-14	F9028-14	
			0°	$\frac{5}{5}$	F9088-14	F9028-14	
			0°	$\frac{1}{1}$	F9080-15	F9020-15	
			0°	$\frac{2}{2}$	F9080-15	F9020-15	
			0°	$\frac{3}{3}$	F9088-14	F9028-14	
			0°	$\frac{4}{4}$	F9088-14	F9028-14	
			0°	$\frac{5}{5}$	F9088-14	F9028-14	

Packs of 10



EXTREMO Roth system with FDI identification

							
		torque	ang.	.018"x.030"	.022"x.030"		
			+12°	+5°	$\frac{1}{1}$	F9280-11	F9220-11
			+8°	+9°	$\frac{2}{2}$	F9280-12	F9220-12
			-2°	+13°	$\frac{3}{3}$	F9270-13	F9210-13
			-7°	0°	$\frac{4}{4}$	F9270-14	F9210-14
			-7°	0°	$\frac{5}{5}$	F9270-15	F9210-15
			0°		$\frac{1}{1}$	F9280-41	F9220-41
			0°		$\frac{2}{2}$	F9280-42	F9220-42
			-11°	+7°	$\frac{3}{3}$	F9270-43	F9210-43
			-17°	0°	$\frac{4}{4}$	F9270-44	F9210-44
			-22°	0°	$\frac{5}{5}$	F9270-45	F9210-45

Packs of 10

EXTREMO Edgewise Standard system

	20 brackets - 1 case	200 brackets - 10 cases	500 brackets - 25 cases	1000 brackets - 50 cases
.018"	F9080-92	F9081-92	F9083-92	F9085-92
.022"	F9020-92	F9021-92	F9023-92	F9025-92

EXTREMO Roth system with FDI identification

.018"	F9270-91	F9271-91	F9273-91	F9275-91
.022"	F9210-91	F9211-91	F9213-91	F9215-91





Courtesy of Dr. D. Celli

new



HYBRID HSDC® SYSTEM BRACKETS

The **HYBRID HSDC®** system is an orthodontic method, conceived under the suggestion of Dr. Daniel Celli which combines brackets with .020" and .022" dual slot size.

It optimizes biomechanics, both in extraction or non-extraction cases, thus managing friction and maintaining control of anterior teeth. Treatment time is considerably reduced with more predictable results


















































Anterior brackets have a slot of .020" while cuspid and bicuspid brackets have a slot of .022": this dual slot size thereby gets full advantage of the low friction in the early stages of treatment and effective torque control during en-masse retraction of the anterior teeth.


HSDC® brackets are now all twin conventional brackets which allow the change of friction delivery depending on the use of low-friction **SLIDE** ligatures, either conventional or metal, optimizing the sequence of archwires according to malocclusion and therapeutic phase.

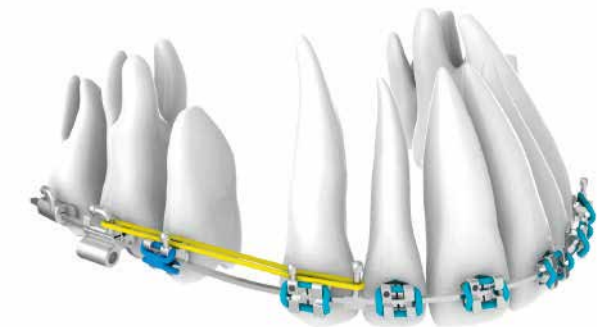
The vertical slot .020"x.020" on cuspid and bicuspid brackets allows the use of uprighting springs, very useful in the management of anchorage and biomechanical control.

Packs of 10

HYBRID HSDC® system

						
		torque	ang.	.020"x.030"	.022"x.030"	
			+14°	+5°		F4020-11
						F4020-21
			+7°	+9°		F4020-12
						F4020-22
			0°	+7°		F4211-13
vertical slot						F4211-23
			-7°	+8°		F4420-13
						F4420-23
			-7°	0°		F4210-14
vertical slot						F4210-24
			-7°	0°		F4210-15
vertical slot						F4210-25
			-6°	0°		F4020-41
						F4020-31
			-6°	0°		F4020-42
						F4020-32
			0°	+6°		F4211-43
vertical slot						F4211-33
			-6°	+3°		F4420-43
						F4420-33
			-7°	0°		F4210-44
vertical slot						F4210-34
			-22°	0°		F4210-45
vertical slot						F4210-35






 Brackets not available into kits









HYBRID HSDC® system

	20 brackets - 1 case	200 brackets - 10 cases
	F4020-92	F4021-92

SUGGESTED MIM® BUCCAL TUBES

convertible					round tube diam.	rect. tube slot	weldable tubes	WEB® bands with tube	
	torque	rotat.							
	6/6	-14°	+10°		.045" occl.	.022"	R	G8424-32	E8920-00
							L	G8424-33	E8930-00
	6/6	-20°	+8°			.022"	R	G8421-16	E8960-00
							L	G8421-17	E8970-00
	6/6	-20°	+8°		.045" ging.	.022"	R	G8424-16	E8961-00
							L	G8424-17	E8971-00

					rect. tube slot	weldable tubes	D.B. Extremo No-nickel tubes 	
	torque	rotat.						
	7/7	-14°	+8°		.022"	R	G8321-12	F8621-32
						L	G8321-13	F8621-33
	7/7	-20°	+8°		.022"	R	G8321-16	F8621-26
						L	G8321-17	F8621-27



See pages 139-140 to choose the Low Friction **SLIDE** ligatures

Packs: prewelded bands of 5 - tubes of 10

ARCHWIRE SEQUENCE

PHASE 1: EARLY DENTAL MOVEMENT

	upper	\emptyset	lower
		inch	
MEMORIA® nickel- titanium archwires medium	C5910-12	.012	C5950-12
	C5910-14	.014	C5950-14
	C5910-16	.016	C5950-16

Packs of 10

PHASE 2: THREE DIMENSIONAL CONSOLIDATION

	upper	\emptyset	lower
		inch	
THERMOMEMORIA® archwires	C5932-16	.016x.022	C5972-16
	C5935-19	.019x.025	C5975-19
Stainless steel preformed archwires	C3112-19	.019x.025	C3152-19

Packs of 10

PHASE 3: ARCHWIRE SEQUENCE

	upper		lower	
		mm		mm
Arches with hook .019X.025	C3112-34	34	C3152-24	24
	C3112-36	36	C3152-26	26
	C3112-38	38	C3152-28	28
	C3112-40	40	C3152-30	30
	C3112-42	42		

Distance in mm between hooks

Packs of 10

PHASE 4: FINISHING AND DETAILS

upper arch	\emptyset	
	inch	
Stainless steel preformed archwires	.016	C3110-16*
	.018	C3110-18*
lower arch	\emptyset	
MEMORIA® nickel-titanium archwires medium	.016	C5950-16

*apply in-between 12 and 22

Packs of 10

Logic Line brackets combine the most recent evidence-based studies on low friction biomechanics with reliability and ease of use of twin brackets. The possibility of using either **SLIDE*** low friction ligatures or conventional ones, enhances a versatile therapeutic option not allowed by other methods.

Logic Line brackets are available in metal, ceramics or micro-filled copolymer in Roth and Step prescriptions.

For digitally-assisted indirect bonding system see page 85.

Logic Line

Optimized design for use with **SLIDE** low friction ligatures

housing in the wings

integrated in the bracket profile for easy placement of **SLIDE** ligatures



MIM® technology

with the use of biomedical grade stainless steel



80 mesh pad

ensures ideal retention with any adhesive available; FDI identification



When used with the **Logic Line** brackets, **SLIDE** ligatures are kept safely in place and integrated in the bracket profile due to the housing in the bracket labial side.

The **SLIDE** low friction ligatures can be easily applied to the **Logic Line** brackets using a simple, two-stage procedure:




Apply **SLIDE** ligature in the open position and arch wire inside the slot



without the use of special instruments, close **SLIDE** ligature down on the lower wings.


































The **Logic Line** brackets, due to the large mesio-distal dimensions and the twin tie-wings, can be used with conventional ligatures, for maximum biomechanical control during the appropriate phases of therapy. Further options are available to the clinician seeking optimum anchorage and biomechanics. It is now possible to use low and high friction in selected areas of the arch, upper and lower, or independently.



* Patented





Logic Line Roth system

						
		torque	ang.		.022" x .030"	
		 3.6	+12°	+5°	$\frac{1}{1}$	F6221-11 F6221-21
		 3.1	+8°	+9°	$\frac{2}{2}$	F6221-12 F6221-22
		 3.3	-2°	+13°	$\frac{3}{3}$	F6212-13 F6212-23
		 3.1	-7°	0°	$\frac{4}{4}$	F6212-14 F6212-24
		 3.1	-7°	0°	$\frac{5}{5}$	F6212-15 F6212-25
		 3	0°		$\frac{1}{1}$	F6221-41 F6221-31
		 3	0°		$\frac{2}{2}$	F6221-42 F6221-32
		 3.3	-11°	+7°	$\frac{3}{3}$	F6212-43 F6212-33
		 3.1	-17°	0°	$\frac{4}{4}$	F6212-44 F6212-34
		 3.1	-22°	0°	$\frac{5}{5}$	F6212-45 F6212-35

Packs of 10

Logic Line Roth system

	20 brackets 1 case	200 brackets 10 cases
.022"	F6220-91	F6221-91
	500 brackets 25 cases	1000 brackets 50 cases
.022"	F6223-91	F6225-91

Z0110-17

EMPTY TRAY FOR BRACKET STORAGE

It holds up to 2 to 50 cases and more.

With clear plastic cover to protect brackets.

References for positioning of brackets are clearly indicated.

Pack of 1



Z0100-01

EMPTY KIT BOX FOR BRACKET AND BAND STORAGE

Made of ABS plastic resin. To hold up trays for Leone brackets and bands. With clear plastic cover. Stackable.

Pack of 1



See pages 139-140 to choose the Low Friction **SLIDE** ligatures

STEP system

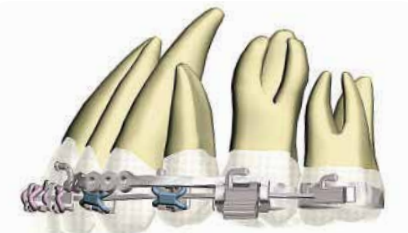
2.0

the biomechanical properties more suitable for the therapeutic stage and the kind of wire you are using. The innovative Bi-dimensional* arch wires and the elastic Tie Back, brand new in the design and material, deliver a controllable traction force extension with a perfect control of torque on the anterior teeth, thus favoring the sliding in the rear portion. Brackets with vertical slot for cuspid and bicuspid, with the same in-out values, allow the use of springs and auxiliaries for greater biomechanical and anchorage control. **STEP 2.0** prescription is complemented by a renewed and optimized archwire sequence for each therapeutic stage.

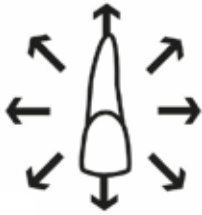
Bibliographic references are continuously updated on the website www.leone.it

STEP 2.0 system is an optimization of the well-known Straight Wire **STEP** treatment which has been used for more than 10 years. Thanks to the clinical experience of Dr. Arturo Fortini and his partners, the **STEP 2.0** system has become even more efficient and versatile, thus making the orthodontic treatment easier than ever.

Logical management of friction is always possible with the use of the **SLIDE** low friction ligatures and/or alternatively, with the conventional ligatures only in one group of teeth with the benefit of being able to use



*Patent No. US 6,811,397 B2



ALIGNMENT AND LEVELING

Nickel-titanium **MEMORIA**® super elastic arch wires deliver constant and light forces. The use with **SLIDE** ligatures is recommended.



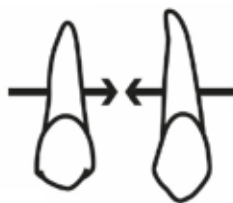
FULL EXPRESSION OF THE BRACKET TIP VALUE

Australian arch wires are ideal for the consolidation of the first stage of treatment, thus giving full expression to the bracket tip values. They are used with conventional ligatures.



TORQUE CONTROL

The **MEMORIA**® full-thickness arch wire produces third-order movements by stimulating the roots with light and constant forces. For use with conventional ligatures.



SPACE CLOSURE

The innovative Bi-dimensional* arch wire has the front portion made of Beta **MEMORIA**® alloy, available in .019"x.025" or .021"x.027" for torque control, and a rear portion made of stainless steel in .016"x.016" to promote the sliding of the arch wire into the slot. Conventional ligatures are used in the front portion and the **SLIDE** ligatures in the rear portion.



FINISHING

The features of controlled elasticity of Beta **MEMORIA**® archwire alloy and the maximum sizes promote the full expression of torque, tip and in-out values of the **STEP 2.0** brackets.



STEP SYSTEM 2.0 standard

		torque	ang.	.022"x.030"		
			+17°	+4°	$\frac{1}{1}$	F6122-11 F6122-21
			+9°	+8°	$\frac{2}{2}$	F6122-12 F6122-22
			-7°	+13°	$\frac{3}{3}$	F6112-13 F6112-23
			+7°	+13°	$\frac{3}{3}$	F6114-13 F6114-23 <i>new</i>
			-7°	+13°	$\frac{3}{3}$	F6122-13 F6122-23
			-7°	+2°	$\frac{4}{4}$	F6112-14 F6112-24
			-7°	+2°	$\frac{4}{4}$	F6122-14 F6122-24
			-7°	+2°	$\frac{5}{5}$	F6112-15 F6112-25
			-7°	+2°	$\frac{5}{5}$	F6122-15 F6122-25
			-6°	0°	$\frac{1}{1}$	F6122-41 F6122-31
			-6°	0°	$\frac{2}{2}$	F6122-42 F6122-32
			-6°	+5°	$\frac{3}{3}$	F6112-43 F6112-33
			+7°	+5°	$\frac{3}{3}$	F6114-43 F6114-33 <i>new</i>
			-6°	+5°	$\frac{3}{3}$	F6122-43 F6122-33
			-12°	+2°	$\frac{4}{4}$	F6112-44 F6112-34
			-12°	+2°	$\frac{4}{4}$	F6122-44 F6122-34
			-17°	+2°	$\frac{5}{5}$	F6112-45 F6112-35
			-17°	+2°	$\frac{5}{5}$	F6122-45 F6122-35

Packs of 10



STEP SYSTEM 2.0 with vertical slot

		torque	ang.	.022"x.030"		
			+17°	+4°	$\frac{1}{1}$	F6122-11 F6122-21
			+9°	+8°	$\frac{2}{2}$	F6122-12 F6122-22
			-7°	+13°	$\frac{3}{3}$	F6113-13 F6113-23
			-7°	+2°	$\frac{4}{4}$	F6113-14 F6113-24
			-7°	+2°	$\frac{5}{5}$	F6113-15 F6113-25
			-6°	0°	$\frac{1}{1}$	F6122-41 F6122-31
			-6°	0°	$\frac{2}{2}$	F6122-42 F6122-32
			-6°	+5°	$\frac{3}{3}$	F6113-43 F6113-33
			-12°	+2°	$\frac{4}{4}$	F6113-44 F6113-34
			-17°	+2°	$\frac{5}{5}$	F6113-45 F6113-35

Packs of 10



Brackets not available into kits

STEP SYSTEM 2.0 standard



	20 brackets - 1 case	200 brackets - 10 cases
.022"	F6120-91	F6121-91
	500 brackets - 25 cases	1000 brackets - 50 cases
.022"	F6123-91	F6125-91

STEP SYSTEM 2.0 with vertical slot



	20 brackets - 1 case	200 brackets - 10 cases
.022"	F6120-92	F6121-92

ARCHWIRE SEQUENCE



ALIGNMENT AND LEVELING

		∅		upper	lower	pkg.	
		inch					
	MEMORIA ® nickel-titanium medium	.012		C5910-12	C5950-12	10	
	MEMORIA ® nickel-titanium medium	.014		C5910-14	C5950-14		
	MEMORIA ® nickel-titanium medium	.016		C5910-16	C5950-16		



FULL EXPRESSION OF TIP VALUE

		∅		upper	lower	pkg.	
		inch					
	Australian special plus	.016		C2010-16	C2050-16	10	
	Australian special plus	.020		C2010-20	C2050-20		

TORQUE CONTROL



		∕		upper	lower	pkg.	
		inch					
	MEMORIA ® nickel-titanium medium	.021x.025		C5915-21	C5955-21	10	

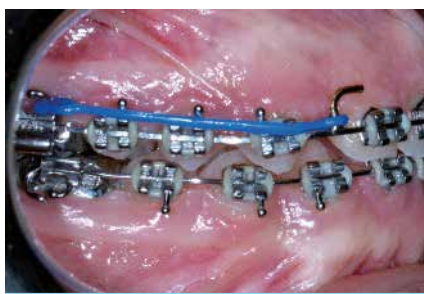
SPACE CLOSURE

		∕		upper	lower	pkg.		
		inch	*		*			
	Bidimensional with hook Beta MEMORIA ® / stainless steel	.019x.025 / .016x.016	mm 34 36	C7110-34 C7110-36	mm 24 26	C7150-24 C7150-26	2	
	Bidimensional with hook Beta MEMORIA ® / stainless steel	.021x.027 / .016x.016	mm 34 36	C7111-34 C7111-36	mm 24 26	C7151-24 C7151-26		


*Distance between archwire hooks

FINISHING

		∕		upper	lower	pkg.	
		inch					
	Beta MEMORIA ®	.021x.027		C7112-21	C7115-21	10	











Courtesy of Dr. A. Fortini



K6461-01 TIE-BACK

For the application of elastic tractions on treatments with **STEP** technique. Easy insertion on molar tube. The four anterior holes allow a perfect dosage of force on archwire hook. Colour: blue.
Pack of 10

TUBES MIM®

							
	torque	rotat.	round tube diam.	rect. tube diam.	weldable tubes	WEB® band with tube	
convertible   	6 6	-14°	+10°	.045" occl.	.022"	R G8424-32 E8920-00 L G8424-33 E8930-00	
	6 6	-20°	+8°		.022"	R G8421-16 E8960-00 L G8421-17 E8970-00	
	6 6	-20°	+8°	.045" ging.	.022"	R G8424-16 E8961-00 L G8424-17 E8971-00	
							
		torque	rotat.		rect. tube diam.	weldable tubes	welded and brazed on MAXI base
		76 67	-14°	+8°		.022"	R G8321-12 F8321M12 L G8321-13 F8321M13
76 67		-20°	+8°		.022"	R G8321-16 F8321M16 L G8321-17 F8321M17	

Prewelded bands: packs of 5

Tubes: packs of 10



F6120-82

STEP 2.0 SYSTEM STANDARD STARTER KIT

The efficiency of **STEP 2.0** system can be tested during the first stage of alignment and leveling with this kit including:

- 1 case (20 pcs), metal brackets .022" **STEP 2.0 standard system**
- 4 D.B. tubes **MIM**® welded and brazed on **MAXI** base
- 1 **MEMORIA**® round archwire Ø .014" upper
- 1 **MEMORIA**® round archwire Ø .014" lower
- 4 **SLIDE** ligature modules (24 pcs) medium silver
- 2 **SLIDE** ligature modules (12 pcs) small silver



F6100-02 ONE PATIENT KIT STEP SYSTEM 2.0

It contains all the material necessary for one treatment with **STEP system 2.0**. The package is endowed with a pocket that allows the filing of the radiographies and documents related to the patient.

Kit content:

- 1 case (20 pcs) metal brackets **STEP 2.0 standard system**
- 4 pcs D.B. **MIM®** tubes
- 4 pcs tie back
- 1 kit (13 pcs) archwires for **STEP system 2.0**
- 60 pcs **SLIDE** ligatures medium silver
- 60 pcs **SLIDE** ligatures small silver
- 100 pcs ligatures mini modules medium silver

ORDERING INFORMATION

BRACKET KIT STANDARD STEP SYSTEM 2.0

F6120-91 1 case - 20 brackets



D.B. MIM® TUBES

Packs of 10

- UR** **F8321M12**
- UL** **F8321M13**
- LR** **F8321M16**
- LL** **F8321M17**

Welded and brazed on **MAXI** base

TIE-BACK

K6461-01 Packs of 10

LIGATURES SLIDE MEDIUM

K6262-10

Pack of 10 modules, 6 ligatures each

LIGATURES SLIDE SMALL

K6261-10

Pack of 10 modules, 6 ligatures each

LIGATURES MINI MODULES MEDIUM

K7362-13

Pack of 20 modules, 10 ligatures each

ARCHWIRE KIT STEP SYSTEM 2.0

C6100-13 Packs of 13 (page 48)

Ordering of single archwires. Packs of 10

1 SUP MEMORIA® .014"	C5910-14	4 SUP Australian Special Plus .020"	C2010-20
1 INF MEMORIA® .014"	C5950-14	4 INF Australian Special Plus .020"	C2050-20
2 SUP MEMORIA® .016"	C5910-16	5 SUP Bidimensional w/hook Beta MEMORIA® s/steel .021"x.027"/.016"x.016"	C7111-34
2 INF MEMORIA® .016"	C5950-16	5 SUP Bidimensional w/hook Beta MEMORIA® s/steel 021"x.027"/.016"x.016"	C7111-36
3 SUP Australian Special Plus .016"	C2010-16	5 INF MEMORIA® .021"x.025"	C5955-21
3 INF Australian Special Plus .016"	C2050-16	6 SUP Beta MEMORIA® .021"x.027"	C7112-21
		6 INF Beta MEMORIA® .021"x.027"	C7115-21

Speed of treatment, aesthetical result and comfort are the ideal requisites for cosmetic orthodontics. The special features of the **Logic Line aesthetic brackets**, combined with **SLIDE*** Low Friction ligatures, fully comply with these requirements. The **Logic Line** aesthetic brackets are available in one range made of **micro-filled copolymer**: a clear coloration assuring a complete aesthetic look on every tooth shade, with high mechanical properties, and biocompatibility, without being subject to staining by oral liquids; one range of brackets in ceramics manufactured with a specific sintering process to achieve the maximum purity of the alumina and a polycrystalline structure with an average uniform grain. The result is a translucent bracket with a superior mechanical resistance thus assuring a naturally aesthetic look to match every tooth shade. **Available in the Step 2.0 and Roth prescriptions.**

Logic *Line*

Pure aesthetics and logic management of friction

* Patented


● MICRO-FILLED COPOLYMER

making the bracket mimetic with any tooth colour shade




● CERAMICS

translucence and resistance smooth edges, low profile, superior in comfort



housing in the wings

integrated in the bracket profile for easy placement of **SLIDE** ligatures



micro-cell pad design

the special design ensures a wider contact area with the adhesive for a better clinical efficiency



base with special mechanical retention

no specific primers are required



Courtesy of Dr. A. Fortini
























D.B. BRACKETS STEP SYSTEM 2.0 IN MICRO-FILLED COPOLYMER

Just brush a thin coat of Primer F3107-00 on the base to get a perfect bond retention between the adhesive and the bracket base: bond with the usual adhesive immediately afterwards.

Packs of 10



STEP SYSTEM 2.0 in copolymer

					
		torque	ang.		.022"x.030"
		3.6	+17°	+4°	$\frac{1}{1}$ F5421-22 $\frac{1}{1}$ F5421-23
		3	+9°	+8°	$\frac{2}{2}$ F5422-22 $\frac{2}{2}$ F5422-23
		3.3	-7°	+13°	$\frac{3}{3}$ F5413-22 $\frac{3}{3}$ F5413-23
		3.3	-7°	+2°	$\frac{4}{4}$ F5419-02 $\frac{4}{4}$ F5419-03
		3.3	-7°	+2°	$\frac{5}{5}$ F5419-02 $\frac{5}{5}$ F5419-03
		2.8	-6°	0°	$\frac{1}{1}$ F5420-06 $\frac{1}{1}$ F5420-07
		2.8	-6°	0°	$\frac{2}{2}$ F5420-06 $\frac{2}{2}$ F5420-07
		3.3	-6°	+5°	$\frac{3}{3}$ F5413-26 $\frac{3}{3}$ F5413-27
		3.3	-12°	+2°	$\frac{4}{4}$ F5414-06 $\frac{4}{4}$ F5414-07
		3.3	-17°	+2°	$\frac{5}{5}$ F5415-06 $\frac{5}{5}$ F5415-07

STEP SYSTEM 2.0

	20 brackets 1 case	200 brackets 10 cases
.022"	F5410-92	F5411-92

F5410-82 STEP 2.0 & SLIDE STARTER KIT

The kit contains all the components necessary to test **STEP system 2.0** in the initial alignment and levelling phases of treatment.










Kit content:

1 case (20 pcs), .022" **STEP system 2.0** copolymer brackets, 1 **MEMORIA**® upper upper round archwire Ø .014", 1 **MEMORIA**® lower round archwire Ø .014" inf., 4 **SLIDE AQUA** ligature modules (24 pcs) medium, 2 **SLIDE AQUA** ligature modules (12 pcs) small, 4 pcs D.B. aesthetic tubes



D.B. AESTHETIC TUBES WITHOUT HOOK

Packs of 10
























					
		torque	rotat.	slot	
$\frac{7}{6}$ $\frac{6}{7}$	  	-14°	+8°	.022"	R F8721-02 L F8721-03
$\frac{7}{6}$ $\frac{6}{7}$	  	-20°	+8°		R F8721-06 L F8721-07







Courtesy of Dr. A. Fortini



STEP SYSTEM 2.0 in ceramics

					
		torque	ang.		.022" x .030"
		4	+17°	+4°	<u>1</u> F5921-02 F5921-03
		3.4	+9°	+8°	<u>2</u> F5922-02 F5922-03
		3.3	-7°	+13°	<u>3</u> F5913-02 F5913-03
		3.3	-7°	+2°	<u>4</u> F5919-02 F5919-03
		3.3	-7°	+2°	<u>5</u> F5919-02 F5919-03
		2.8	-6°	0°	<u>1</u> F5920-06 F5920-07
		2.8	-6°	0°	<u>2</u> F5920-06 F5920-07
		3.3	-6°	+5°	<u>3</u> F5913-06 F5913-07
		3.3	-12°	+2°	<u>4</u> F5914-06 F5914-07
		3.3	-17°	+2°	<u>5</u> F5915-06 F5915-07

STEP SYSTEM 2.0

		6 brackets	10 brackets
		<u>3 2 1</u> <u>1 2 3</u>	<u>5 4 3 2 1</u> <u>1 2 3 4 5</u>
.022"		F5906-20	F5910-20
		12 brackets	20 brackets
		<u>3 2 1</u> <u>1 2 3</u> <u>3 2 1</u> <u>1 2 3</u>	<u>5 4 3 2 1</u> <u>1 2 3 4 5</u> <u>5 4 3 2 1</u> <u>1 2 3 4 5</u>
.022"		F5912-20	F5920-20

D.B. BRACKETS STEP SYSTEM 2.0 IN CERAMICS

Just brush a thin coat of Primer F3107-00 on the base to get a perfect bond retention between the adhesive and the bracket base: bond with the usual adhesive immediately afterwards.

Packs of 1

F5920-82

STEP 2.0 & SLIDE STARTER KIT



The starter kit features all the components needed to test the efficiency of the new **STEP system 2.0** in the initial alignment and levelling stages of treatment. Composition of the kit:

1 case (20 pcs) **Step system 2.0** ceramic brackets .022", 1 **MEMORIA**® archwire round Ø .014" upper, 1 **MEMORIA**® archwire round Ø .014" lower, 4 modules (24 pcs) **SLIDE AQUA** ligatures medium, 2 modules (12 pcs) **SLIDE AQUA** ligatures small, 4 pcs D.B. **MIM**® tubes welded and brazed to MAXI base



D.B. MIM® TUBES WELDED AND BRAZED ON MAXI BASE

Packs of 10

		torque	rotat.	slot	
<u>7 6</u> <u>6 7</u>		-14°	+8°	.022"	R F8321M12 L F8321M13
<u>7 6</u> <u>6 7</u>		-20°	+8°		R F8321M16 L F8321M17


































D.B. LOGIC LINE BRACKETS ROTH SYSTEM IN CERAMICS

Manufactured with a sintering process to achieve the purest alumina and a polycrystalline structure with an average uniform grain. The result is a bracket combining the best translucence with a superior mechanical resistance thus assuring a naturally aesthetic look to match every tooth shade.



Packs of 1



Roth system Logic Line in ceramics

						
			torque	ang.	.022"x.030"	
		 4	+12°	+5°	$\frac{1}{1}$	F5921-12 F5921-13
		 3.4	+8°	+9°	$\frac{2}{2}$	F5922-12 F5922-13
		 3.3	-2°	+13°	$\frac{3}{3}$	F5913-12 F5913-13
		 3.3	-7°	0°	$\frac{4}{4}$	F5919-12 F5919-13
		 3.3	-7°	0°	$\frac{5}{5}$	F5919-12 F5919-13
		 2.8	0°		$\frac{1}{1}$	F5920-05
		 2.8	0°		$\frac{2}{2}$	F5920-05
		 3.3	-11°	+7°	$\frac{3}{3}$	F5913-16 F5913-17
		 3.3	-17°	0°	$\frac{4}{4}$	F5914-16 F5914-17
		 3.3	-22°	0°	$\frac{5}{5}$	F5915-16 F5915-17

Roth system Logic Line in ceramics

	6 brackets	10 brackets
	3 2 1 1 2 3	5 4 3 2 1 1 2 3 4 5
.022"	F5906-21	F5910-21
	12 brackets	20 brackets
	3 2 1 1 2 3 3 2 1 1 2 3	5 4 3 2 1 1 2 3 4 5 5 4 3 2 1 1 2 3 4 5
.022"	F5912-21	F5920-21


































D.B. LOGIC LINE BRACKETS ROTH SYSTEM IN MICRO-FILLED COPOLYMER

Manufactured using a micro-filled copolymer, that makes the bracket mimetic with any tooth colour shade. Just brush a thin coat of Primer F3107-00 on the base to get a perfect bond retention between the adhesive and the bracket base: bond with usual adhesive immediately afterwards.


Packs of 10



Roth system Logic Line in copolymer

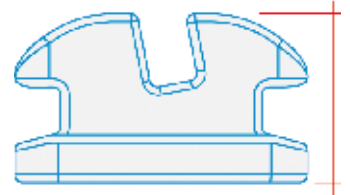
						
			torque	ang.	.022"x.030"	
		 3.6	+12°	+5°	$\frac{1}{1}$	F5421-32 F5421-33
		 3	+8°	+9°	$\frac{2}{2}$	F5422-32 F5422-33
		 3.3	-2°	+13°	$\frac{3}{3}$	F5413-32 F5413-33
		 3.3	-7°	0°	$\frac{4}{4}$	F5419-12 F5419-13
		 3.3	-7°	0°	$\frac{5}{5}$	F5419-12 F5419-13
		 2.8	0°		$\frac{1}{1}$	F5420-05
		 2.8	0°		$\frac{2}{2}$	F5420-05
		 3.3	-11°	+7°	$\frac{3}{3}$	F5413-36 F5413-37
		 3.3	-17°	0°	$\frac{4}{4}$	F5414-16 F5414-17
		 3.3	-22°	0°	$\frac{5}{5}$	F5415-16 F5415-17

Roth system Logic Line in copolymer

	20 brackets 1 case	200 brackets 10 cases
.022"	F5410-94	F5411-94

maximum comfort

guaranteed by extremely reduced profile and bevelled bracket edges



mechanical retention

induced by the enforcement of Zirconia micro ball beads over the 2/3 of the surface

innovative plasma surface treatment

reduces friction in the slot/arch wire interface and enhances the structural integrity of the bracket

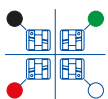
presence of a "step" to the side of the base

favours a firm grip of the tweezers on the mesio/distal surface of the bracket

The extremely reduced profile and bevelled bracket edges minimise discomfort and promote the cooperation of the patient. The diagonal shape makes the correct positioning easier due to the intuitive alignment with the long axis of the tooth. The presence of a "step" to the side of the base favours a firm grip of tweezers on the mesio/distal surface of the bracket, thus avoiding any interference in positioning; it also promotes the identification and elimination of adhesive excess during bonding phases and makes the engagement of the debonding pliers intuitive.

The base is provided with a mechanical retention induced by the enforcement of Zirconia micro ball beads over the 2/3 of the surface in order to ensure the necessary bond strength during the therapy but also allowing for easy and safe removal at the end of treatment. The innovative plasma surface treatment reduces friction in the slot/arch wire interface and enhances the structural integrity of the bracket.

The identification of Leone aesthetic brackets is easy:



A colour dot identifies the disto-gingival edge on aesthetic brackets pre-adjusted with torque and angulation values.
Caution! The colour dot must be always disto-gingival positioned.



On standard aesthetic brackets a colour dot is positioned centrally.
Caution! The colour dot must be always disto-gingival positioned.



































D.B. GHIACCIO BRACKETS

GHIACCIO brackets combine exceptional transparency and hardness of monocrystalline biomedical sapphire with the most sophisticated features that make these aesthetic brackets ideal to meet any biomechanical modern needs for aesthetics and comfort. The extremely reduced profile and bevelled bracket edges minimise discomfort and promote the cooperation of the patient.

Packs of 1



































GHIACCIO Roth system


						
			torque	ang.	.018"x.030"	.022"x.030"
		 3.2	+12°	+5°	<u>1</u>	F5681-12 F5621-12
					<u>1</u>	F5681-13 F5621-13
		 2.8	+8°	+9°	<u>2</u>	F5682-12 F5622-12
					<u>2</u>	F5682-13 F5622-13
		 3.4	-2°	+13°	<u>3</u>	F5673-12 F5613-12
					<u>3</u>	F5673-13 F5613-13
		 3.2	-7°	0°	<u>4</u>	F5679-02 F5619-02
					<u>4</u>	F5679-03 F5619-03
		 3.2	-7°	0°	<u>5</u>	F5679-02 F5619-02
					<u>5</u>	F5679-03 F5619-03
		 2.8	0°		<u>1</u>	F5680-06 F5620-06
					<u>1</u>	F5680-07 F5620-07
		 2.8	0°		<u>2</u>	F5680-06 F5620-06
					<u>2</u>	F5680-07 F5620-07
		 3.4	-11°	+7°	<u>3</u>	F5673-16 F5613-16
					<u>3</u>	F5673-17 F5613-17
		 3.2	-17°	0°	<u>4</u>	F5674-06 F5614-06
					<u>4</u>	F5674-07 F5614-07
		 3.2	-22°	0°	<u>5</u>	F5675-06 F5615-06
					<u>5</u>	F5675-07 F5615-07

GHIACCIO MBT* system




						
			torque	ang.	.022"x.030"	
		 3.2	+17°	+4°	<u>1</u>	F5521-02
					<u>1</u>	F5521-03
		 2.8	+10°	+8°	<u>2</u>	F5522-02
					<u>2</u>	F5522-03
		 3.4	-7°	+8°	<u>3</u>	F5513-02
					<u>3</u>	F5513-03
		 3.2	-7°	0°	<u>4</u>	F5619-02
					<u>4</u>	F5619-03
		 3.2	-7°	0°	<u>5</u>	F5619-02
					<u>5</u>	F5619-03
		 2.8	-6°	0°	<u>1</u>	F5520-06
					<u>1</u>	F5520-07
		 2.8	-6°	0°	<u>2</u>	F5520-06
					<u>2</u>	F5520-07
		 3.4	-6°	+3°	<u>3</u>	F5513-06
					<u>3</u>	F5513-07
		 3.2	-12°	+2°	<u>4</u>	F5514-06
					<u>4</u>	F5514-07
		 3.2	-17°	+2°	<u>5</u>	F5515-06
					<u>5</u>	F5515-07

GHIACCIO Roth system

		6 brackets	10 brackets	12 brackets	20 brackets
.018"		3 2 1 1 2 3	5 4 3 2 1 1 2 3 4 5	3 2 1 1 2 3 3 2 1 1 2 3	5 4 3 2 1 1 2 3 4 5 5 4 3 2 1 1 2 3 4 5
		F5606-81	F5610-81	F5612-81	F5620-82
.022"		F5606-21	F5610-21	F5612-21	F5620-22

GHIACCIO MBT* system



		6 brackets	10 brackets	12 brackets	20 brackets
.022"		3 2 1 1 2 3	5 4 3 2 1 1 2 3 4 5	3 2 1 1 2 3 3 2 1 1 2 3	5 4 3 2 1 1 2 3 4 5 5 4 3 2 1 1 2 3 4 5
		F5506-21	F5510-21	F5512-21	F5520-20

*MBT is a Trademark of 3M Unitek.

The orthodontic brackets illustrated in this catalogue are not intended to be a duplication of any other existing system nor does Leone SpA imply that they are endorsed by the above mentioned doctors or Schools in any form.

new **AQUA SL**
Ceramic Brackets Self-Ligating



round hook

maximum patient comfort and safe sealing of elastics

wings

large undercut to seal ligatures and accessories

clip in nickel-titanium

large as the mesio-distal slot width, facilitates the insertion of archwires thus giving the highest biomechanical control

base

anatomical base curvature for a perfect adaptation to the tooth surface which minimizes the amount of compound employed, ensuring a perfect seal

beveled slot


rounded mesial-distal edges to avoid notching and minimize binding

design of anterior edge

with 3 keeper notches which permit a correct central closure for maximum stability during treatment

open/close

reliable over time and elastic memory of the nickel titanium alloy guaranteed



biomechanical dynamic control

the special shape of the clip and the gradual interaction with the wire permit the calibration of friction in the different stages of treatment



passive phase

round archwires do not get in contact with the clip so they can slide inside the slot by facilitating the process of alignment and leveling.



interactive phase

rectangular archwires used for space closure during control of rotation and torque, deform the metal clip elastically with a biomechanical gain control necessary for this stage of treatment



active phase

rectangular archwires for finishing and detailing fill completely the slot by going into active contact with the clip: that permits to take advantage of metal superelastic properties and gets the smallest movements for finishing of treatment



new


































D.B. AQUA SL self-ligating BRACKETS

AQUA SL ceramic brackets combine the highest translucence with biomechanical control performance of interactive self-ligating brackets.

Made with CIM technology (Ceramic Injection Molding) with clip in nickel-titanium. Rhodium plated surface reduces light reflection and ensures minimal visibility of brackets.




Packs of 1

AQUA SL self-ligating ROTH system

						
			torque	ang.		.022"x.030"
			+12°	+5°	<u>1</u>	F5751-02
					<u>1</u>	F5751-03
			+8°	+9°	<u>2</u>	F5752-02
					<u>2</u>	F5752-03
			-2°	+13°	<u>3</u>	F5753-02
					<u>3</u>	F5753-03
			-7°	0°	<u>4</u>	F5749-02
					<u>4</u>	F5749-03
			-7°	0°	<u>5</u>	F5749-02
					<u>5</u>	F5749-03
			0°		<u>1</u>	F5750-05
					<u>1</u>	
			0°		<u>2</u>	F5750-05
					<u>2</u>	
			-11°	+7°	<u>3</u>	F5753-06
					<u>3</u>	F5753-07
			-17°	0°	<u>4</u>	F1044-16
					<u>4</u>	F1044-17
			-22°	0°	<u>5</u>	F1045-16
					<u>5</u>	F1045-17

Lower bicuspids in stainless steel


AQUA SL self-ligating MBT* system

						
			torque	ang.		.022"x.030"
			+17°	+4°	<u>1</u>	F5741-02
					<u>1</u>	F5741-03
			+10°	+8°	<u>2</u>	F5742-02
					<u>2</u>	F5742-03
			-7°	+8°	<u>3</u>	F5743-02
					<u>3</u>	F5743-03
			-7°	0°	<u>4</u>	F5749-02
					<u>4</u>	F5749-03
			-7°	0°	<u>5</u>	F5749-02
					<u>5</u>	F5749-03
			-6°	0°	<u>1</u>	F5740-06
					<u>1</u>	F5740-07
			-6°	0°	<u>2</u>	F5740-06
					<u>2</u>	F5740-07
			-6°	+3°	<u>3</u>	F5743-06
					<u>3</u>	F5743-07
			-12°	+2°	<u>4</u>	F1044-06
					<u>4</u>	F1044-07
			-17°	+2°	<u>5</u>	F1045-06
					<u>5</u>	F1045-07


Lower bicuspids in stainless steel



AQUA SL self-ligating ROTH system

		
1 case - 20 brackets		
5 4 3 2 1	1 2 3 4 5	
5 4 3 2 1	1 2 3 4 5	
.022"		F5750-91

AQUA SL self-ligating MBT* system

		
1 case - 20 brackets		
5 4 3 2 1	1 2 3 4 5	
5 4 3 2 1	1 2 3 4 5	
.022"		F5740-91

*MBT is a Trademark of 3M Unitek. The orthodontic brackets illustrated in this catalogue are not intended to be a duplication of any other existing system nor does Leone SpA imply that they are endorsed by the above mentioned doctors or Schools in any form.





































D.B. AQUA CERAMIC BRACKETS


AQUA ceramic brackets are manufactured with a sintering process to achieve the purest alumina and a polycrystalline structure with an average uniform grain. The result is a bracket combining the best translucence with a superior mechanical resistance thus assuring a naturally aesthetic look to match every tooth shade. **AQUA** brackets are free of any metal slot and totally anti-allergenic. No specific primers are required since the base has got a new design providing a special mechanical retention, thus allowing the use of any orthodontic adhesive available. Polished surface, smooth edges and low profile design make the **AQUA** ceramic brackets superior in comfort.

Packs of 1


































AQUA Roth system

							
		torque	ang.			.018"x.030"	.022"x.030"
			+12°	+5°	$\frac{1}{1}$	F5781-02	F5721-02
					$\frac{1}{1}$	F5781-03	F5721-03
			+8°	+9°	$\frac{2}{2}$	F5782-02	F5722-02
					$\frac{2}{2}$	F5782-03	F5722-03
			-2°	+13°	$\frac{3}{3}$	F5773-02	F5713-02
					$\frac{3}{3}$	F5773-03	F5713-03
			-7°	0°	$\frac{4}{4}$	F5779-02	F5719-02
					$\frac{4}{4}$	F5779-03	F5719-03
			-7°	0°	$\frac{5}{5}$	F5779-02	F5719-02
					$\frac{5}{5}$	F5779-03	F5719-03
			0°		$\frac{1}{1}$	F5780-05	F5720-05
					$\frac{1}{1}$		
			0°		$\frac{2}{2}$	F5780-05	F5720-05
					$\frac{2}{2}$		
			-11°	+7°	$\frac{3}{3}$	F5773-06	F5713-06
					$\frac{3}{3}$	F5773-07	F5713-07
			-17°	0°	$\frac{4}{4}$	F5774-06	F5714-06
					$\frac{4}{4}$	F5774-07	F5714-07
			-22°	0°	$\frac{5}{5}$	F5775-06	F5715-06
					$\frac{5}{5}$	F5775-07	F5715-07


AQUA Roth system

	6 brackets	10 brackets	12 brackets	20 brackets
	3 2 1 1 2 3	5 4 3 2 1 1 2 3 4 5	3 2 1 1 2 3 3 2 1 1 2 3	5 4 3 2 1 1 2 3 4 5 5 4 3 2 1 1 2 3 4 5
.018"	F5706-80	F5710-80	F5712-80	F5720-80
.022"	F5706-20	F5710-20	F5712-20	F5720-20


AQUA Ricketts system

						
		torque	ang.			.018"x.030"
			+22°	0°	$\frac{1}{1}$	F5881-02
					$\frac{1}{1}$	F5881-03
			+14°	8°	$\frac{2}{2}$	F5882-02
					$\frac{2}{2}$	F5882-03
			+7°	+5°	$\frac{3}{3}$	F5883-02
					$\frac{3}{3}$	F5883-03
			0°		$\frac{4}{4}$	F5889-02
					$\frac{4}{4}$	F5889-03
			0°		$\frac{5}{5}$	F5889-02
					$\frac{5}{5}$	F5889-03
			0°		$\frac{1}{1}$	F5780-05
					$\frac{1}{1}$	
			0°		$\frac{2}{2}$	F5780-05
					$\frac{2}{2}$	
			+7°	+5°	$\frac{3}{3}$	F5883-06
					$\frac{3}{3}$	F5883-07
			0°		$\frac{4}{4}$	F5884-06
					$\frac{4}{4}$	F5884-07
			-15°	0°	$\frac{5}{5}$	F5885-06
					$\frac{5}{5}$	F5885-07


AQUA Ricketts system

	6 brackets	10 brackets	12 brackets	20 brackets
	3 2 1 1 2 3	5 4 3 2 1 1 2 3 4 5	3 2 1 1 2 3 3 2 1 1 2 3	5 4 3 2 1 1 2 3 4 5 5 4 3 2 1 1 2 3 4 5
.018"	F5806-80	F5810-80	F5812-80	F5820-80

MIM® TUBES



	torque	rotat.	round tube diam.	rect. tube slot	weldable tubes	direct bonding tubes	molar band with tube			
							CALIBRA®		WEB®	
							packs of 10	packs of 5	packs of 10	packs of 5
	0°	ging.	.051"	.018"	R L	G8085-02 F8085-22 G8085-03 F8085-23	on request	on request	on request	on request
				.022"	R L	G8025-02 F8025-22 G8025-03 F8025-23	E1420-00 E1430-00	E1425-00 E1435-00	on request	on request
	0°	ging.	.051"	.018"	R L	G8085-03 F8085-23 G8085-02 F8085-22	on request	on request	on request	on request
				.022"	R L	G8025-03 F8025-23 G8025-02 F8025-22	E1460-00 E1470-00	E1465-00 E1475-00	on request	on request

CONVERTIBLE MIM® TUBES

	torque	rotat.	round tube diam.	rect. tube slot	weldable tubes	direct bonding tubes	
	0°	ging.	.051"	.018"	R L	G8185-02 G8185-03	on request
				.022"	R L	G8125-02 G8125-03	on request
	0°	ging.	.051"	.018"	R L	G8185-03 G8185-02	on request
				.022"	R L	G8125-03 G8125-02	on request

Molar bands **CALIBRA®** o **WEB®** with prewelded convertible tube in packages of 5 or 10 on request



BRACKETS

	torque	rotat.	slot	weldable brackets	direct bonding brackets
	0°		.018"	R L	G2086-14 F2086-14
			.022"	R L	G2026-14 F2026-14
	0°		.018"	R L	G2080-44 F2081-01
			.022"	R L	G2020-44 F2021-01



Molar bands **CALIBRA®** o **WEB®** with prewelded bracket in packages of 5 or 10 on request

Packs of 10
Packs of 100 on request

MIM® TUBES

	torque	rotat.	round tube diam.	rect. tube slot		weldable tubes	direct bonding tubes	molar band with tube			
								CALIBRA®		WEB®	
								packs of 10	packs of 5	packs of 10	packs of 5
	-10°	+8°	.051" ging.	.018"	R	G8385-02	F8385-02	on request	on request	on request	on request
					L	G8385-03	F8385-03				
				.022"	R	G8325-02	F8325-02	E1520-00	E1525-00	on request	E8520-00
					L	G8325-03	F8325-03	E1530-00	E1535-00		E8530-00
	-25°	+8°	.051" ging.	.018"	R	G8385-06	F8385-06	on request	on request	on request	on request
					L	G8385-07	F8385-07				
				.022"	R	G8325-06	F8325-06	E1560-00	E1565-00	on request	E8560-00
					L	G8325-07	F8325-07	E1570-00	E1575-00		E8570-00






CONVERTIBLE MIM® TUBES

	torque	rotat.	round tube diam.	rect. tube slot		weldable tubes	direct bonding tubes		
	-10°	+8°	.051" ging.	.018"	R	G8485-02	F8485-02		
					L	G8485-03	F8485-03		
				.022"	R	G8425-02	F8425-02		
					L	G8425-03	F8425-03		
	-25°	+8°	.051" ging.	.018"	R	G8485-06	F8485-06		
					L	G8485-07	F8485-07		
				.022"	R	G8425-06	F8425-06		
					L	G8425-07	F8425-07		

Molar bands **CALIBRA®** o **WEB®** with prewelded convertible tube in packages of 5 or 10 on request






Packs of 10
Packs of 100 on request

MIM® TUBES

torque	rotat.	round tube diam.	rect. tube slot	weldable tubes	direct bonding tubes	molar band with tube				
						CALIBRA®		WEB®		
						packs of 10	packs of 5	packs of 10	packs of 5	
	0°	.045" ging.	.018"	R	G8084-12	F8084-12	on request	on request	on request	E8820-00
				L	G8084-13	F8084-13				E8830-00
				.022"	R	G8024-12	F8024-12	on request	on request	on request
					L	G8024-13	F8024-13			on request
	-10°	+8°	.045" ging.	.018"	R	G8384-12	F8384-12	on request	on request	on request
					L	G8384-13	F8384-13			
				.022"	R	G8324-12	F8324-12	on request	on request	on request
					L	G8324-13	F8324-13			on request
	-14°	+8°		.018"	R	G8070-02	F8070-02	on request	on request	on request
					L	G8070-03	F8070-03			
				.022"	R	G8010-02	F8010-02	on request	on request	on request
					L	G8010-03	F8010-03			on request
	0°			.018"	R	G8070-16	F8570-02 *	on request	on request	on request
					L	G8070-17	F8570-03 *			
				.022"	R	G8010-16	F8510-02 *	on request	on request	on request
					L	G8010-17	F8510-03 *			on request
	-25°	+8°		.018"	R	G8070-06	F8070-06	on request	on request	on request
					L	G8070-07	F8070-07			
				.022"	R	G8010-06	F8010-06	on request	on request	on request
					L	G8010-07	F8010-07			on request

* Extremo No-nickel

CONVERTIBILE MIM® TUBES

torque	rotat.	round tube diam.	rect. tube slot	weldable tubes	direct bonding tubes	
	0°	.045" occl.	.018"	R	G8184-22	
				L	G8184-23	
				.022"	R	G8124-22
					L	G8124-23
	-10°	+8°	.045" occl.	.018"	R	G8484-22
					L	G8484-23
				.022"	R	G8424-22
					L	G8424-23
	-14°	+8°		.018"	R	G8470-02
					L	G8470-03
				.022"	R	G8410-02
					L	G8410-03
	0°			.018"	R	G8170-16
					L	G8170-17
				.022"	R	G8110-16
					L	G8110-17
	-25°	+8°		.018"	R	G8470-06
					L	G8470-07
				.022"	R	G8410-06
					L	G8410-07

Molar bands **CALIBRA®** o **WEB®** with prewelded convertible tube in packages of 5 or 10 on request

Packs of 10
Packs of 100 on request

D.B. MIM® TUBES

			rect. tube torque	rect. tube rot.	round tube diam.		direct bonding tubes	
							rect. tube .018"x.025"	rect. tube .022"x.028"
	$\frac{6}{6}$ $\frac{6}{6}$	double		0°	.051" ging.	R L	F8085-22 F8085-23	F8025-22 F8025-23
	$\frac{6}{6}$	double	-10°	+8°	.051" ging.	R L	F8385-02 F8385-03	F8325-02 F8325-03
	$\frac{6}{6}$	double	-25°	+8°	.051" ging.	R L	F8385-06 F8385-07	F8325-06 F8325-07
	$\frac{6}{6}$ $\frac{6}{6}$	double		0°	.045" occl.	R L	F8084-32 F8084-33	F8024-32 F8024-33
	$\frac{6}{6}$ $\frac{6}{6}$	double		0°	.051" occl.	R L	F8085-42 F8085-43	F8025-42 F8025-43
	$\frac{6}{6}$	double	-10°	+8°	.045" occl.	R L	F8384-32 F8384-33	F8324-32 F8324-33
	$\frac{6}{6}$	double	-10°	+8°	.051" occl.	R L	F8385-22 F8385-23	F8325-22 F8325-23
	$\frac{6}{6}$ $\frac{6}{6}$	triple		0°	.045" ging.	R L	F8084-12 F8084-13	F8024-12 F8024-13
	$\frac{6}{6}$	triple	-10°	+8°	.045" ging.	R L	F8384-12 F8384-13	F8324-12 F8324-13
	$\frac{6}{6}$ $\frac{6}{6}$	triple		0°	.045" occl.	R L	F8084-22 F8084-23	F8024-22 F8024-23
	$\frac{6}{6}$ $\frac{6}{6}$	triple		0°	.051" occl.	R L	F8085-32 F8085-33	F8025-32 F8025-33
	$\frac{6}{6}$	triple	-10°	+8°	.045" occl.	R L	F8384-22 F8384-23	F8324-22 F8324-23
	$\frac{6}{6}$	triple	-10°	+8°	.051" occl.	R L	F8385-12 F8385-13	F8325-12 F8325-13
	$\frac{6}{6}$	rectangular double with ball hook	-14	+8°		R L	F8070-02 F8070-03	F8010-02 F8010-03
	$\frac{6}{6}$	rectangular double with ball hook	-25°	+8°		R L	F8070-06 F8070-07	F8010-06 F8010-07
	$\frac{7}{7}$	partially erupted	-15°	0°		R L	F7980-01	F7920-01

Packs of 10
Packs of 100 on request

D.B. TUBES EXTREMO NO-NICKEL

Single piece tubes manufactured with **MIM®** technology in a biocompatible nickel free* alloy.


The Extremo No-Nickel base, anatomical with micro highly retentive cavities, perfectly fits the tooth and ensures an excellent bond with the use of any kind of adhesives.

Packs of 10

Packs of 100 on request


funneled entry way

for ease of wire insertion



anatomical mesh base

with micro cell internal surface



























low profile design

that helps reduce occlusal interference

occlusal indent

for a perfect anatomical fit to molars

				torque	rotat.	slot	direct bonding tubes	
	$\frac{76 67}{76 67}$				0°	.018"	R F8581-12 L F8581-13	
						.022"	R F8521-12 L F8521-13	
	$\frac{76 67}{76 67}$				-10°	+8°	.018"	R F8681-12 L F8681-13
							.022"	R F8621-22 L F8621-23
	$\frac{76 67}{76 67}$				-14°	+8°	.022"	R F8621-32 L F8621-33
	$\frac{76 67}{76 67}$				-20°	+8°	.022"	R F8621-26 L F8621-27
	$\frac{76 67}{76 67}$				-25°	+8°	.018"	R F8681-16 L F8681-17
							.022"	R F8621-36 L F8621-37
	$\frac{6 6}{6 6}$				0°	.018"	R F8570-02 L F8570-03	
	$\frac{6 6}{6 6}$				0°	.022"	R F8510-02 L F8510-03	

*Nickel trace elements of ≤ 0,1% are due to the process of manufacturing

D.B. MIM® SINGLE TUBES LOW PROFILE WITH FDI IDENTIFICATION

These D.B. single tubes, made using **MIM**® technology, combine contemporary design with the comfort for the patient. The anatomical 80 mesh gauge pad fits perfectly on the tooth for an excellent reliability. Packs of 10

new

mesial funneled entry way

facilitates the insertion of the archwire

occluso-gingival parallel planes

provide a secure grip with tweezers

vestibular indent

facilitates proper position on the tooth bonding phase

torque-in-base

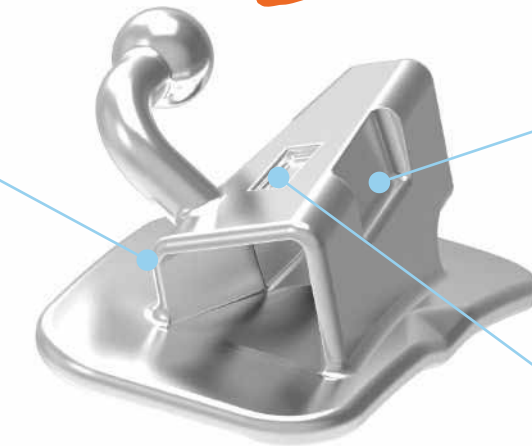
minimizes occlusal contacts

ideal length

maximizes rotation control

anatomical mesh pad

with intercuspid indent, 80 mesh and FDI identification




			torque	rotat.	slot	direct bonding tubes
7 6 6 7			-14°	+8°	.022"	R F8311-16
					.022"	L F8311-26
7 6 6 7			-20°	+8°	.022"	R F8311-46
					.022"	L F8311-36



F2800-00 D.B. MAXI MESH PAD

Each Leone **MIM**® tube is available soldered on the anatomical direct bonding **MAXI** mesh pad. Made of biomedical stainless steel, the anatomical **MAXI** pad is combined with the mesh through a sintering process allowing a perfect joint, without any variation in dimensions and geometry or any reduction in the mechanical retention strength. The selected tube is solder brazed on the mesh pad with a precious alloy under controlled atmosphere to obtain a perfect metal sealed joint and to avoid oxidation in the mouth. These features maximize the bond strength and make this product as an alternative to orthodontic bands. Hygiene and health of the soft tissues are improved, besides, the positioning of the tube will be more precise.

Packs of 10




80 gauge mesh

optimal with either self/light-cure,
or variable density
orthodontic adhesives

bonding surface approx. 50% larger

than mesh pads currently used
with direct bonding tubes



1st molar anatomical contoured

with positioning "indent"



When ordering for customized tubes soldered on the **MAXI** mesh pad F2800-00, the right code number of the tube and the solder position* of the round tube shall be indicated (*which however must combine with the prescriptions of the selected tube).

Minimum quantity per order: packs of 10.

High quality free soldering service made with an industrial process.

CAUTION: NO RETURNS OF CUSTOM PREWELDED MATERIAL WILL BE ACCEPTED FOR ANY REASON.

IDEA-L lingual brackets feature small mesio-distal sizes, 1,4 mm depth and a special bracket design which make the application of **SLIDE** ligatures easy. In most cases, the use of a round wire **MEMORIA**® .012 is sufficient to get the solution of overcrowding and the aesthetical improvement of smile. In cases of dental rotations and/or major misplacements, wires of higher diameter, like **MEMORIA**® or Beta **MEMORIA**®, and conventional ligatures may also be used to gain biomechanical control. To get perfect alignment and levelling of the anterior teeth, an accurate position of the bracket is necessary; it is therefore advisable to use an indirect bonding technique with arch transfer trays made in the laboratory or with the special "Jigs" conceived for this technique.



profile of 1,4 mm depth

for patient acceptance and minimal speech issues

SLIDE ligature

embodies the profile of the bracket, making it smooth and comfortable



custom design

makes the application of the **SLIDE** ligature easy and keeps it in place during treatment

SPECIAL PLASTIC JIG



1 Assemble jig on the bracket with the **SLIDE** ligature hooked under the gingival wing



2 Measure of the height of the selected jig on working cast and select correct size for the best bracket position



3 Position in the mouth and polymerization of the adhesive



4 Removal of the jig with a rotary movement



























5 Bracket with the **SLIDE** ligature under the gingival wing



6 Bracket with wire and the **SLIDE** ligature in place

IDEA-L system

			torque	ang.	.018"x.030"
			0°	$\frac{1}{1}$	F4980-04
			0°	$\frac{2}{2}$	F4980-04
			0°	$\frac{3}{3}$	F4980-04
			0°	$\frac{4}{4}$	F4984-04
			0°	$\frac{1}{1}$	F4980-04
			0°	$\frac{2}{2}$	F4980-04
			0°	$\frac{3}{3}$	F4980-04
			0°	$\frac{4}{4}$	F4984-04

Packs of 5



F4980-91 IDEA-L LINGUAL BRACKET KIT

Composition of the kit: 8 brackets (one arch) and 12 **SLIDE** ligatures extra-small, silver colour



F4900-60 KIT OF ASSORTED JIGS

Six sizes for the selection of the proper position according to the anatomy of the lingual surface of the tooth. Assorted pack of 120 pcs

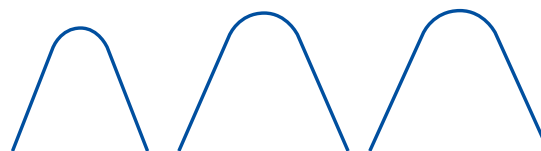


Courtesy of Dr. F. Giuntoli

MEMORIA® AND BETA MEMORIA® LINGUAL ARCHWIRES

Sections .012" and .014" are made of a special Nickel Titanium alloy allowing light adaptations necessary in case of treatment extension to first bicuspids, thus keeping high elasticity. Section .016" Beta **MEMORIA**® is ideal to optimize the alignment and levelling values. The selector C4950-00 is available (page 49) to select the correct archwire shape.

Packs of 2



MEMORIA® lingual archwires

∅ inch	small	medium	large
.012	C4950-12	C4951-12	C4952-12
.014	C4950-14	C4951-14	C4952-14

Beta **MEMORIA**® lingual archwires

.016	C4970-16	C4971-16	C4972-16
------	-----------------	-----------------	-----------------

JIGS - REFILL Packs of 20

F4900-01	size 1	F4900-04	size 4
F4900-02	size 2	F4900-05	size 5
F4900-03	size 3	F4900-06	size 6




D.B. LINGUAL ACCESSORIES



- F2860-00** Flat button
- F2870-00** Curved button
- F2893-00** Curved lug for elastics
- F2890-00** Flat lug for elastics
- F2820-00** Gull winged cleat
- F2822-00** Cleat low profile
- F2824-00** Low profile cleat for molar
- F2810-00** Eyelet

Packs of 10
Packs of 100 on request



D.B. BUTTONS EXTREMO NO-NICKEL

Single piece buttons manufactured with **MIM**® technology in a biocompatible **nickel free*** alloy. The Extremo no-nickel base, anatomical and with micro highly retentive cavities, perfectly fits the tooth and ensures an excellent bond with the use of any kind of adhesives. Packs of 10



F9060-00
Low flat

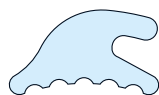


F9070-00
Deep curved

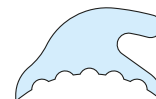


D.B. NATURA® HOOKS

Designed by Dr. Massimo Ronchin. Made of siliceous copolymer. Packs of 10



F5060-00
Flat



F5060-01
Curved

**Nickel trace elements of ≤ 0,1% are due to the process of manufacturing*



F3140-01 NO-MIX ORTHODONTIC ADHESIVE IN SYRINGES

No mix of components is required. It saves much valuable chairtime. The application is simple and fast. The dense etching gel avoids contact of the acid with soft tissues.

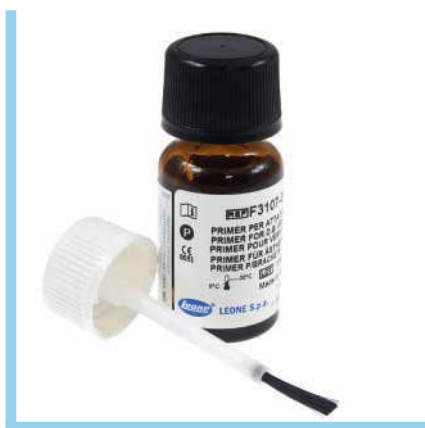
The position of the bracket on the tooth can be adjusted on by 20 seconds from application. A light archwire can be inserted 5 minutes after bonding of the last bracket. Advantages: hygiene, ease of dispensing and handling.

Package includes:

- adhesive in 3 syringes of 5 g each,
- 1 activator of 14 g,
- 1 etching gel of 9 g,
- 40 brushes,
- mixing pads and plastic spatulas

REFILLS

Activator	F3141-01	14 g
Adhesive in 3 syringes	F3142-01	3x5 g
Etching gel	F3143-01	9 g



F3107-00 PRIMER FOR D.B. AESTHETIC BRACKETS

Necessary for bonding fiber glass and micro-filled copolymer brackets to enamel with Leone orthodontic adhesive or any other type of adhesive.

Apply a thin layer on to the bracket base prior to usual bonding procedure.

Pack of 8 g



UNIVERSAL BONDING MESH

F2811-00 Thick thread **F2812-00** Large thread

Packs of 1 strip, 10 cm long



F3170-01 LIGHT-CURE ORTHODONTIC ADHESIVE

It allows a precise placement of brackets with easy removal of excess material from bracket base without curing and giving the clinician a prolonged working time. Once bracket is in the right position, just put it under light for 30 seconds to obtain the complete curing process.

Package includes:

- 4 preloaded syringes of 5 g each,
- 1 liquid primer of 7 g,
- 1 etching gel of 9 g,
- 40 disposable brushes,
- mixing pads and plastic spatulas

REFILLS

Primer	F3171-01	7 g
Adhesive in 4 syringes	F3172-01	4x5 g
Etching gel	F3143-01	9 g



F3161-01 ETCHING GEL

A 33% orthophosphoric acid gel filled into a convenient syringe of 12 g, provided with thin tip application sticks for ease of dispensing and dosage. Ideal for any type of bonding system. Its gelatinous solidity and the green colour prevent acid from spreading in unwanted areas. Package includes: 1 syringe and 25 disposable tips



F3110-01 PRIMER FOR BONDING ON CERAMIC CROWNS

Necessary for bonding metal brackets to ceramic prosthesis.
Pack of 6 ml



UPPER RETAINER CENTRAL TO CENTRAL

F3812-93
UPPER RETAINER
CENTRAL TO CENTRAL KIT
Assorted kit of 20



mm		pkg.
4	F3812-04	
6	F3812-06	10
9	F3812-09	



UPPER RETAINER LATERAL TO LATERAL

F3822-93
UPPER RETAINER LATERAL TO LATERAL KIT
Assorted kit of 20



mm		pkg.
14	F3822-14	
16	F3822-16	10
18	F3822-18	
20	F3822-20	



LOWER RETAINER CUSPID TO CUSPID

Tooth shaped pads allow the maximum retention strength. Small thickness for a perfect adjustment to the lingual surface, with ease of hygiene and lower patient discomfort.

F3836-93
LOWER RETAINER CUSPID TO CUSPID KIT
Assorted kit of 10



mm		pkg.
29	F3836-29	
31	F3836-31	
33	F3836-33	2
35	F3836-35	
37	F3836-37	



F3810-27 FLAT WOVEN WIRE FOR RETAINER

Ideal to get minimally invasive and resistant splinting. The high plasticity of the wire permits the exact fit to the anatomy of the tongue while its woven geometry favors the union with the composite. Coil of 1.5 m



F3940-95
DIASTEMA KIT
Pack: 20 tubes and 10 springs

REFILLS

F3941-00	Springs	Packs of 10
F3942-00	Tubes	

TUBES and BRACKETS



Leone buccal tubes are produced in stainless steel with Metal Injection Moulding technology for absolute precision of the slot size and a special bevelled design for maximum patient's comfort.

Every MIM® tube and attachment may be pre welded to either CALIBRA® o WEB® bands with free prewelding service or solder-brazed on the D.B. anatomical mesh pad MAXI F2800-00, which is first molar anatomical contoured. Solder-brazing service is free of charge.

Leone brackets are manufactured from stainless steel with a mechanical micro machine working system to get the highest precision of slots. General tolerance is lower than 3/100. Under edges of tie wings are rounded.

All the Leone brackets may be welded on either CALIBRA® ou WEB® bands with a free prewelding service.




Metal Injection Moulding technique

allowing the highest precision of slot



rounded under edges of tie-wings

for higher patient comfort



free prewelding and solder-brazing service


































MIM® BUCCAL TUBES

Every MIM® tube may be pre welded to either **CALIBRA®** o **WEB®** bands with free prewelding service (page 69) or solder-brazed on the D.B. anatomical mesh pad **MAXI F2800-00**, which is first molar anatomical contoured (page 120). Solder-brazing service is free of charge. Also available in the direct bonding version upon request (page 117).

Packs of 10














Packs of 100 on request















					torque	rect. tube rot.	round tube diam.	retc. tube slot	weldable tubes
	6/6 6/6	  	0°			.045" occl.	.018"	R G8084-22 L G8084-23	
							.022"	R G8024-22 L G8024-23	
	6/6	  	0°				.051" occl.	.018"	R G8085-12 L G8085-13
								.022"	R G8025-12 L G8025-13
	6/6 6/6	  	-10°	+8°		.045" occl.	.018"	R G8384-22 L G8384-23	
							.022"	R G8324-22 L G8324-23	
	6/6	  	-10°	+8°			.051" occl.	.018"	R G8385-12 L G8385-13
								.022"	R G8325-12 L G8325-13
auxiliary tube .018"x.025"									
	6/6 6/6	  	0°			.045" ging.	.018"	R G8084-12 L G8084-13	
							.022"	R G8024-12 L G8024-13	
	6/6	  	-10°	+8°			.045" ging.	.018"	R G8384-12 L G8384-13
								.022"	R G8324-12 L G8324-13
auxiliary tube .018"x.025"									
	6/6 6/6	  	0°				.018"	R G8070-16 L G8070-17	
							.022"	R G8010-16 L G8010-17	
	6/6	  	-14°	+8°				.018"	R G8070-02 L G8070-03
								.022"	R G8010-02 L G8010-03
	6/6	  	-25°	+8°				.018"	R G8070-06 L G8070-07
								.022"	R G8010-06 L G8010-07
auxiliary tube .018"x.025"									

MIM® BUCCAL TUBES

Packs of 10

Packs of 100 on request

								
			torque	rect. tube rot.	round tube diam.	rect. tube slot		weldable tubes
	6/6		0°		.045" occl.	.018"	R	G8084-32
						.022"	L	G8084-33
	6/6		0°		.051" occl.	.018"	R	G8085-22
						.022"	L	G8085-23
	6/6		-10°	+8°	.045" occl.	.018"	R	G8384-32
						.022"	L	G8384-33
	6/6		-10°	+8°	.051" occl.	.018"	R	G8385-22
						.022"	L	G8385-23
	6/6		0°		.045" ging.	.018"	R	G8084-02
						.022"	L	G8084-03
	6/6		0°		.051" ging.	.018"	R	G8085-02
						.022"	L	G8085-03
	6/6		-10°	+8°	.045" ging.	.018"	R	G8384-02
						.022"	L	G8384-03
	6/6		-10°	+8°	.051" ging.	.018"	R	G8385-02
						.022"	L	G8385-03
6/6		-25°	+8°	.045" ging.	.018"	R	G8384-06	
					.022"	L	G8384-07	
6/6		-25°	+8°	.051" ging.	.018"	R	G8385-06	
					.022"	L	G8385-07	

							
			torque	rect. tube rot.	diam. tube rond	rect. tube slot	weldable tubes
	7 6 6 7 7 6 6 7	  	0°			.018"	R G8081-02 L G8081-03
						.022"	R G8021-02 L G8021-03
	7 6 6 7	  	-10° +8°			.018"	R G8381-02 L G8381-03
						.022"	R G8321-02 L G8321-03
	7 6 6 7	  	-14° +8°			.022"	R G8321-12 L G8321-13
							R G8321-16 L G8321-17
7 6 6 7	  	-20° +8°			.022"	R G8321-16 L G8321-17	
						R G8381-06 L G8381-07	
						.022"	R G8321-06 L G8321-07

MIM® LINGUAL TUBE WITH BALL HOOK



- G2846-02** Right
- G2846-03** Left
- G2847-02** Right, rotation -8°
- G2847-03** Left, rotation -8°

The curved flanges adapt to contours of both first and second molars.
For use with double wires: .036".
Packs of 10

MIM® ACTIVATOR TUBE FOR EXTRAORAL FACEBOW



Manufactured with Metal Injection Moulding technology, it allows high retention into acrylics. Comfortable bevelled design.
Packs of 10























































- A0761-45** ∅ .045"
- A0761-51** ∅ .051"

CONVERTIBLE MIM[®] BUCCAL TUBES

The laser welded convertible cap prevents from any detachment and it is easy removable with the special Leone instrument P1090-00. Every tube is available: in the D.B. version, prewelded to either **CALIBRA[®]** or **WEB[®]** bands or solder-brazed on the D.B. anatomical mesh pad **MAXI F2800-00** (free services see pages 69, 120).

Packs of 10

Packs of 100 on request

									
				torque	rect. tube rot.	round tube diam.	rect. tube slot		weldable tubes
	$\frac{6}{6}$				0°	.045" occl.	.018"	R	G8184-22
							L	G8184-23	
	$\frac{6}{6}$				0°	.051" occl.	.018"	R	G8185-12
							L	G8185-13	
auxiliary tube .018"x.025"	$\frac{6}{6}$				-10°	+8°	.045" occl.	R	G8484-22
							L	G8484-23	
	$\frac{6}{6}$				-10°	+8°	.051" occl.	R	G8485-12
							L	G8485-13	
auxiliary tube .018"x.025"	$\frac{6}{6}$				0°		.018"	R	G8170-16
							L	G8170-17	
	$\frac{6}{6}$				-14°	+8°	.022"	R	G8110-16
							L	G8110-17	
auxiliary tube .018"x.025"	$\frac{6}{6}$				-14°	+8°	.018"	R	G8470-02
							L	G8470-03	
	$\frac{6}{6}$				-25°	+8°	.022"	R	G8410-02
							L	G8410-03	
auxiliary tube .018"x.025"	$\frac{6}{6}$				-25°	+8°	.018"	R	G8470-06
							L	G8470-07	
	$\frac{6}{6}$				-25°	+8°	.022"	R	G8410-06
							L	G8410-07	
	$\frac{6}{6}$				0°	.045" occl.	.018"	R	G8184-12
							L	G8184-13	
	$\frac{6}{6}$				0°	.051" occl.	.018"	R	G8185-22
							L	G8185-23	
auxiliary tube .018"x.025"	$\frac{6}{6}$				-10°	+8°	.045" occl.	R	G8484-12
							L	G8484-13	
	$\frac{6}{6}$				-10°	+8°	.051" occl.	R	G8424-12
							L	G8424-13	
auxiliary tube .018"x.025"	$\frac{6}{6}$				-10°	+8°	.018"	R	G8485-22
							L	G8485-23	
	$\frac{6}{6}$				-14°	+10°	.022"	R	G8425-22
							L	G8425-23	
$\frac{6}{6}$				-14°	+10°	.045" occl.	R	G8424-32	
						L	G8424-33		























































WELDABLE BRACKETS

Packs of 10

Packs of 100 on request














































upper

							
		torque	ang.	mm		slot .018"	slot .022"
2 1 1 2							
			0°	2,5	R L	G2080-14	G2020-14
			0°	3,3	R L	G2080-34	G2020-34
1 1 1							
			0°	3,5	R L	G2086-14	G2026-14
			0°	4,4	R L	G2080-44	G2020-44
			+10°	+5°	R L		G2421-02 G2421-03
			+22°	0°	R L	G2480-04	
2 2 2							
			0°	2,7	R L	G2080-24	G2020-24
			+5°	+10°	R L		G2422-02 G2422-03
			+14°	+8°	R L	G2482-02 G2482-03	
3 3 3							
			0°	2,5	R L	G2080-14	G2020-14
			0°	2,7	R L	G2088-04	G2028-04
			0°	3,3	R L	G2088-14	G2028-14
			+7°	+5°	R L	G2483-08 G2483-00	
			-10°	+10°	R L		G2423-02 G2423-03
			-10°	+15°	R L		G2423-12 G2423-13
5 4 4 5							
			0°	2,7	R L	G2088-04	G2028-04
			0°	3,3	R L	G2088-34	G2028-34
			0°	2,0	R L	G2089-14	G2029-14
			0°	3,3	R L	G2084-01	G2024-01
			-7°	0°	R L	G2489-01	G2429-11



lower

							
		torque	ang.	mm		slot .018"	slot .022"
2 1 1 2							
			0°	2,0	R L	G2080-04	G2020-04
			0°	2,1	R L	G2080-05	G2020-05
3 3 3							
			0°	2,5	R L	G2080-14	G2020-14
			0°	2,7	R L	G2088-04	G2028-04
			0°	3,3	R L	G2088-14	G2028-14
			+7°	+5°	R L	G2483-00 G2483-08	
			-10°	+5°	R L		G2423-06 G2423-07
			-10°	+10°	R L		G2423-16 G2423-17
5 4 4 5							
			0°	2,7	R L	G2088-04	G2028-04
			0°	3,3	R L	G2088-34	G2028-34
			-7°	0°	R L	G2484-05	
			-15°	0°	R L	G2485-05	
			0°	2,0	R L	G2089-14	G2029-14
			0°	3,3	R L	G2084-01	G2024-01
			-17°	0°	R L	G2489-15	G2429-15
			-22°	0°	R L	G2489-05	G2429-25
6 6 6							
			0°	3,5	R L	G2086-14	G2026-14
			0°	4,4	R L	G2080-44	G2020-44

 suggested for Andrews system

 suggested for Ricketts system



CONNECTORS FOR LASER WELDING

Connectors for laser welding are accessories to be welded on the lingual side of the bands. Manufactured with **MIM**® technology, they feature a special fit geometry allowing the hold of the wire or the arm of the expander for laser welding of elements with a different thickness. The three models allow to make expanders, palatal bars and quad-helix with safety and solidity of the welded joints.

Packs of 10



G0560-00
CONNECTOR
FOR EXPANDERS



G0565-09
CONNECTOR 0,9 mm
FOR BICUSPIDS



G0570-09
CONNECTOR 0,9 mm
FOR MOLARS



The connector's flanges ensure a good joint to the band by means of a welding machine



The connector's shape enables a correct biomechanical position of the arm and the hygiene of the area



Detail of the wire housing into the connector's seat



Laser welded connector: mechanic resistance and stainlessness are guaranteed

ROUND TUBES



	mm		pkg.
.036"	6,5	G0533-36	
.045"	5,5	G0532-45	10
.045"	9,5	G0535-45	

TWIN ARCH SYSTEM TUBES



G0520-24
Length 28,6 mm
For double wire .011".
Outer diameter: .036".



MIM® SURGICAL HOOKS

For intermaxillary post-surgical fixation and tractions. Round edges. Easy to place with plier P1911-00.

ROUND TUBING



		pkg.
.036"	G0525-36	1 pc
.045"	G0525-45	30 cm long



G0533-36
For soldering. Inner diameter .036".
Packs of 10

mm	for arch .018"	for arch .022"	pkg.
2,0	G9620-18	G9620-22	10
2,0 open	G9650-18	G9650-22	

G2800-00 TONGUE CRIBS MESTRE STYLE

For preventing sucking habits and tongue thrusting. Easy to adapt and ready polished.

Pack of 1



CRIMPABLE ARCH STOP

It can be inserted without removing the archwire. Once placed into the mouth, crimp it with a heavy cutter or universal pliers. Suggested for use with coil springs too.

G9225-18 arches .018"x.025"

G9228-22 arches .022"x.028"

Packs of 10



G2820-00 LINGUAL CLEATS HIGH PROFILE

Pack of 100



LINGUAL BUTTONS



G2860-00

Flat
for centering on molars



G2865-00

Curved
for mesial placement on molars



G2870-00

Deep curved for bicuspid


Packs of 10

ELASTIC LUGS

G2893-00 Curved for posteriors

G2890-00 Flat for anteriors

Packs of 100



LINGUAL CLEATS LOW PROFILE

G2824-00 For molars

G2822-00 For cuspids and bicuspid

Packs of 100



G2850-00 LINGUAL SEATING LUGS

Pack of 100



G2810-00 EYELET

Pack of 100



G9019-25 CRIMPABLE CLOSED HOOK

For treatment with **STEP** technique, it is used for the application of intra and extraoral forces on .019"x.025" archwires in extra spring hard or super hard heat-treated stainless steel. Crimp it with a large cutter or P1911-00 plier.

Pack of 10





ELASTICS and **LIGATURES**



Leone offers elastics manufactured with the best quality of latex available.

The innovative low friction **SLIDE*** ligatures are manufactured in a special medical grade polyurethane mix providing all the advantage of low friction biomechanical properties with faster therapeutic times and without the need of extractions. These ligatures are especially indicated for use with Logic Line brackets.

Leone modules for ligatures are stamped from elastomer offering the best elasticity and resistance to oral liquid absorption.

Leone wires for metal ligatures are manufactured out from a high vacuum annealed alloy for the best fit and higher mechanical load.

SLIDE low friction ligatures



mini modules ligatures



wires for metal ligatures




*Patented

SLIDE LOW FRICTION LIGATURES

SLIDE is a product manufactured with a special polyurethane mix for medical use. It is applied similarly to conventional elastic ligatures. Once placed on the bracket, it creates a passive ligature on the slot that makes the archwire free to slide and to produce its effects on the dentoalveolar structures. This ligature is especially indicated for use with Logic Line brackets which are featuring a housing to keep **SLIDE** ligature in place for integration in the bracket profile. The particular conformation of the **SLIDE** ligature considerably improves patient's comfort during the first phases of treatment. Packs of 10 modules, 6 ligatures each



	colour	extra-small	small	medium
	blue	K6254-10A	K6251-10A	K6252-10A
	yellow	K6254-10G	K6251-10G	K6252-10G
	green	K6254-10V	K6251-10V	K6252-10V
	white	K6254-10	K6251-10	K6252-10
	red	K6254-10R	K6251-10R	K6252-10R
	pink	K6254-10S	K6251-10S	K6252-10S
	black	K6254-10N	K6251-10N	K6252-10N
	ice	K6224-10	K6221-10	K6222-10
	silver	K6264-10	K6261-10	K6262-10





SLIDE COLOURED LIGATURES KIT

K6254-93 extra-small

K6251-93 small

K6252-93 medium

Packs of 432 pcs:
72 assorted modules, 6 ligatures each in 6 colors:
(pink, red, white, green, yellow, blue)

K6260-95 SLIDE LIGATURE SILVER KIT

Pack of 432 pcs:
72 modules, 6 ligatures each:
24 extra-small, 24 small, 24 medium

SLIDE AQUA LOW FRICTION LIGATURES

Thanks to an innovative manufacturing process, the new **SLIDE** low friction ligatures **AQUA** are not subject to corrosion by oral liquids and are now even more resistant to discoloration (a recurring issue with transparent elastomers). Changing ligatures frequently is no longer necessary and perfect aesthetics is guaranteed. This ligature is indicated for use with Logic Line aesthetic brackets (pages 105..108) which are featuring a housing to keep **SLIDE** ligature in place for the integration in the bracket's profile. Clear color.



Courtesy of Dr. A. Fortini



K6214-10 extra-small

K6211-10 small

K6212-10 medium

Packs of 10 modules, 6 ligatures each

K6210-93 SLIDE AQUA LIGATURE KIT

Pack of 432 pcs:
72 assorted modules, 6 ligatures each:
24 extra-small, 24 small, 24 medium



ELASTIC LIGATURES

Manufactured out from high elastic material with a precision injection moulding process. The perfect ring section facilitates the ligation of the brackets. The use of the mini modules allows for a better control of infections.

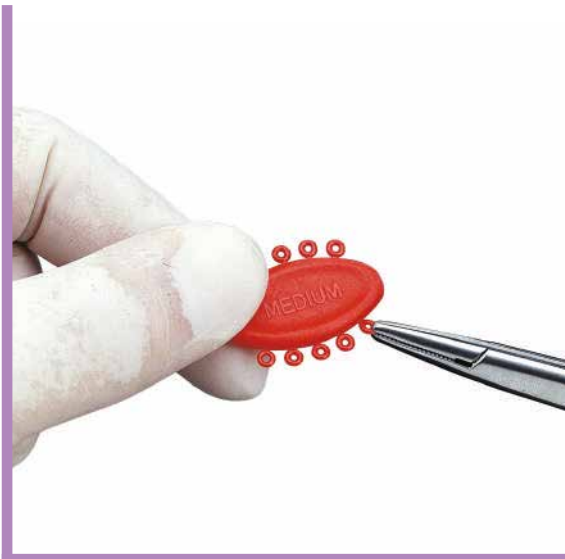
ELASTIC COLOURED LIGATURE KIT MINI MODULES

K7351-93 inner diam. 1,0 mm - **small**

K7352-93 inner diam. 1,3 mm - **medium**

K7353-93 inner diam. 1,6 mm - **large**

Packs of 840 rings, 6 mini modules of 10 rings each in 7 colours



K7320-93

ELASTIC LIGATURE KIT SILVER AND TRANSPARENT MINI MODULES

Pack of 840 rings:

84 assorted mini modules of 10 rings each:

24 small, 36 medium, 24 large

MINI MODULES

colour	small	medium	large
	inner. diam. 1,0 mm	inner. diam. 1,3 mm	inner. diam. 1,6 mm
blue	K7351-10A	K7352-13A	K7353-16A
pink	K7351-10S	K7352-13S	K7353-16S
green	K7351-10V	K7352-13V	K7353-16V
yellow	K7351-10G	K7352-13G	K7353-16G
red	K7351-10R	K7352-13R	K7353-16R
orange	K7351-10E	K7352-13E	K7353-16E
purple	K7351-10L	K7352-13L	K7353-16L
transparent	K7321-10	K7322-13	K7323-16
silver	K7361-10	K7362-13	K7363-16

200
pcs.

Packs of 20 mini modules, 10 rings each



∅		grey	transparent	
inner				pkg.
1,30 mm	long	K6460-13	K6420-13	spools of 5 m (15 feet)
	short	K6465-13	K6425-13	
	extra short	K6466-13	K6426-13	




long



short

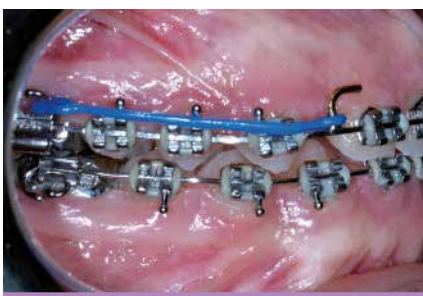


extra short




K6378-00 RADIO OPAQUE SEPARATORS IN MODULES

Their circular section allows an easy application with special pliers P1141-00 assuring a gradual and comfortable separation of the teeth before the application of the bands. Radio opaque for a secure X-ray visualization. Pack of 100 modules, 10 rings each



Courtesy of Dr. A. Fortini



K6461-01 TIE-BACK

For the application of elastic tractions on treatments with **STEP** technique. Easy insertion on molar tube. The four anterior holes allow a perfect dosage of force on archwire hook. Colour: blue. Pack of 10

ELASTIC CHAINS FOR LIGATURES

Manufactured out from high elastic material with a precision injection moulding process. The perfect ring section facilitates the ligation of the brackets. The use of the mini modules allows for a better control of infections.

ELASTIC CHAIN KIT

K6429-93 Transparent
K6469-93 Grey

Packs of 6 spools:
3 short, 2 closed and 1 long
on a plexiglas rack



ELASTIC LIGATING MODULES

∅	transparent	grey	pink	blue	green	pkg.
inner						
1,0 mm	K7825-10	K7865-10	K7855-10S	K7855-10A	K7855-10V	600
1,3 mm	K7825-13	K7865-13	K7855-13S	K7855-13A	K7855-13V	pcs.

Packs of 30 modules, 20 rings each



ELASTIC LIGATURES

Used in replacement of metallic ligatures.
Easy engagement under bracket tie wings.

colour			pkg.
light	transparent	K6320-10	1000 pcs.
medium		K6320-13	
light	grey	K6360-10	
medium		K6360-13	



ELASTIC WIRE FOR LIGATURES AND TRACTIONS

Made of highly elastic, atoxic polyurethane. The rough surface enhances the tightness of ligatures and traction loops.

∅	transparent	pkg.
mm		
0,6	K6125-06	8 m
0,8	K6125-08	



COTTON THREAD FOR ELASTIC LIGATURES

A special elasticized cotton thread created for separation, distalization, traction movements of non-erupted teeth, rotation and closure of spaces at the end of treatment.

light	K4030-01	reels of 25 m
medium	K4030-02	
strong	K4030-03	



LIGATURE WIRE

Made of stainless steel.

pkg.	∅		pkg.	
	mm	inch		
spools of 20 g approx.	K4050-23	0,23	.009	K4051-23
	K4050-25	0,25	.010	K4051-25
	K4050-28	0,28	.011	K4051-28
	K4050-30	0,30	.012	K4051-30
	K4050-36	0,36	.014	K4051-36
				reels of 500 g approx.



ELASTIC LIGATURE WIRE

500% elongation capacity with little fatigue. High degree of resistance to oral liquid absorption.

Spools of 8 m

∅ mm	transparent	grey
	0,60	K6020-06
0,80	K6020-08	K6060-08



K6990-18 THERMORETRACTILE PROTECTIVE TUBE

A thermo retractile plastic tubing for covering of labial arches and lip bumpers. It acts as a bumper to protect the buccal mucous membrane from contact with metal wire for better patient comfort. For wires 1,15 mm (.045") up to 1,80 mm (.071") in diameter.

Pack of 1 m



K0470-00 LABIAL ARCHWIRE TUBE

Made of a chemically inert material, anti-adhesive, non porous, with a very low friction coefficient. Slightly thermo retractile when heated at 150°C.

For wires 0,7 mm (.028") up to 0,8 mm (.031") in diameter.

Pack of 5 m



ELASTOMER PROTECTIVE TUBE


High flexible tube that can easily slip over the arch wire to protect buccal mucosa from damage or irritation. When cut to proper length, it prevents over-closure of spaces.

∅ inner mm	transparent		pkg.
	inch		
0,5	.018	K6940-05	3 m
0,7	.027	K6940-07	



PREFORMED WIRE KOBAYASHI

Once ligature is ready, a traction hook may be formed with the looped soldered end, suitable for any kind of bracket.

∅			
mm	inch		pkg.
0,30	.012	K4610-30	100
0,36	.014	K4610-36	



K4680-36 NATURA® PREFORMED KOBAYASHI LIGATURES

Made of wire .014" (0,36 mm) in diameter, twisted, with tooth colour coating.
Pack of 100




K4280-30 NATURA® PREFORMED LIGATURE WIRE

Made of wire .012" (0,30 mm) with tooth colour coating.
Pack of 100



K4430-25 PREFORMED LIGATURE TIES

Made of wire .010" (0,25 mm) in diameter.
Pack of 1000




K4480-30 NATURA® PREFORMED LIGATURE TIES

Made of wire .012" (0,30 mm) in diameter, with tooth colour coating.
Pack of 100



PREFORMED LIGATURE WIRE




∅			
mm	inch		pkg.
0,23	.009	K4210-23	1000
0,25	.010	K4210-25	
0,28	.011	K4210-28	
0,30	.012	K4210-30	

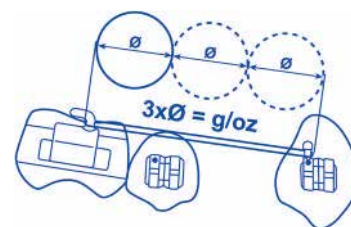


INTRAORAL ELASTICS

Cut from pure surgical latex tubing. All packages indicate the diameter size and the elastic pull which comes into force when the elastic is stretched three times its diameter. On each bag a colored image is printed, for an immediate identification from young patients.

Packs of 10 bags, 100 elastics approx. each bag

	inner	Diameter				
		1/8" - 3,2 mm	3/16" - 4,8 mm	1/4" - 6,4 mm	5/16" - 7,9 mm	3/8" - 9,5 mm
		brown	green	red	blue	orange
light 2,5 oz - 70g		K0901-02	K0902-02	K0903-02	K0904-02	K0905-02
medium 4,5 oz - 126 g		K0906-04	K0907-04	K0908-04	K0909-04	K0910-04
heavy 6,5 oz - 182 g		K0915-06	K0911-06	K0912-06	K0913-06	K0914-06



EXTRAORAL ELASTICS

Cut from pure surgical latex. Packs of 1 bag with 100 elastics approx.

K0930-93 EXTRAORAL ELASTIC KIT

Pack of 10 bags, 1 each diameter and pull force, 100 elastics

	inner	Diameter				
		3/16" - 4,8 mm	1/4" - 6,4 mm	5/16" - 7,9 mm	3/8" - 9,5 mm	1/2" - 12,7 mm
strong 8 oz - 224 g		K0932-08	K0933-08	K0934-08	K0935-08	K0936-08
extra strong 14 oz - 392 g		K0942-14	K0943-14	K0944-14	K0945-14	K0946-14

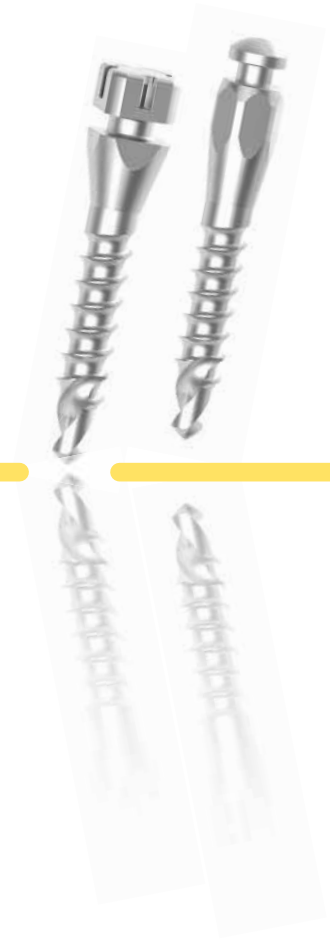
K0950-00 APPLICATOR FOR INTRAORAL ELASTICS

Pack of 100



Caution: these products contain natural rubber latex that may cause allergic reactions.

**ORTHODONTIC
MINI IMPLANTS**
and
INTRA-EXTRAORAL



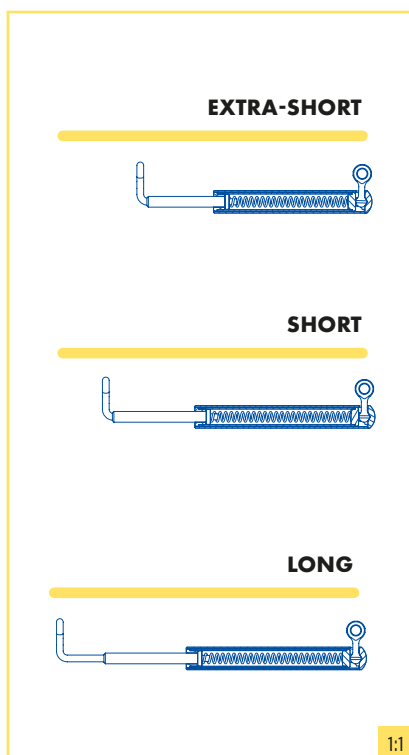
M



new

CLASS II CORRECTOR^(patented)

The non-compliance device for Class II correction. The small sizes of the device allow for optimum patient comfort while the constant and light force delivered by the spring **MEMORIA**® 200 g, located inside the plunger, stimulates the mandibular advancement. In this new version, the fluidity of movement and the strength of the telescopic mechanism are improved. The packages include all the needful parts for the application of a bilateral correction device.



Available in **3 lengths** with both mesial and distal fitting to upper molar tube, for a total of 6 possible positions in the mouth. When used in the mesial position, it can be placed on a single direct-bonding tube without the need of band or round tube.

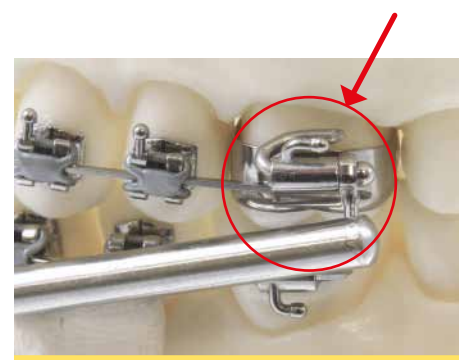
mesial support

to vestibular tube



distal anchorage

to vestibular tube



To avoid breakage, the device should not be mounted at full compression: once in the mouth in habitual occlusion, a portion of the plunger coming out of the tube for at least **2 mm** should be visible.



AVAILABLE IN 2 VERSIONS:

1 with anterior eyelet



2 with anterior hook



WITH ANTERIOR EYELET	WITH ANTERIOR HOOK	Type	Length at full expansion (passive configuration)	Length at full compression (including 2 mm of additional compensation) see page 148	Maximum safety stroke of spring	Maximum opening allowed to prevent disassembly
M2302-00	M2301-00	EXTRA-SHORT	31 mm	25 mm	7,5 mm	48 mm*
M2302-01	M2301-01	SHORT	35 mm	28 mm	10 mm	56 mm*
M2302-02	M2301-02	LONG	40 mm	33 mm	10 mm	62 mm*

*Distance between the 2 eyelets or hooks of anchorage



M2301-91 CLASS II CORRECTOR KIT WITH ANTERIOR HOOK

Pack of 3 correctors with anterior hook (1 extra-short, 1 short, 1 long) and 6 measuring gauges

M2302-91 CLASS II CORRECTOR KIT WITH ANTERIOR EYELET

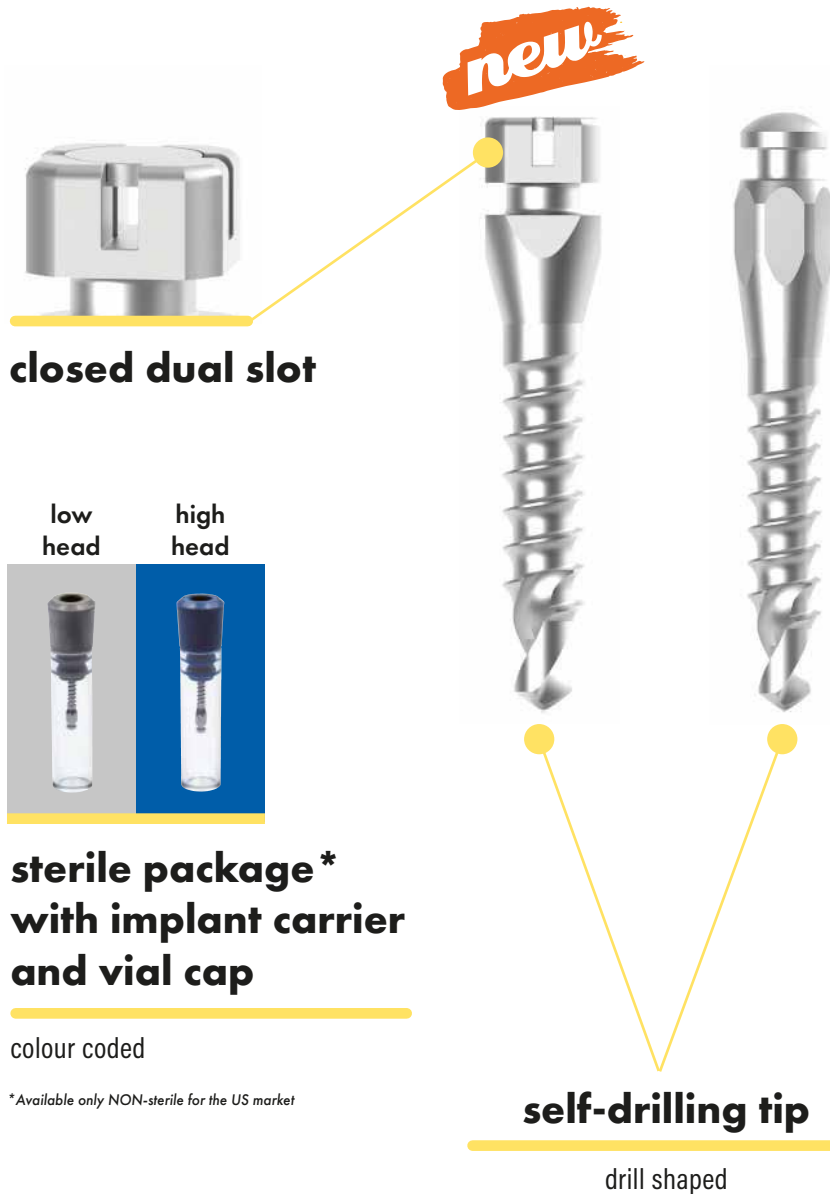
Pack of 3 correctors with anterior eyelet (1 extra-short, 1 short, 1 long) and 6 measuring gauges



With the help of this measuring gauge, it will be simple and intuitive to figure out which of the three available lengths will be the correct one.

SELF-DRILLING

The special design of the devices makes the insertion possible without the need of any pre drilling to prepare the implant site. The endosseous portion of the self-drilling mini implant features one apical portion (2 mm long) drill shaped in order to punch the bone and one threaded portion (1,75 mm in diameter and 6 mm long) with self-tapping coil for anchorage to the bone.



no osseointegration

made of stainless steel,
easy removable



groove

for easy application of elastics
and elastic chains

**sterile package*
with implant carrier
and vial cap**

colour coded

*Available only NON-sterile for the US market

self-drilling tip

drill shaped

INFORMATION FOR DISTRIBUTORS OF ORTHODONTIC MINI IMPLANTS, "INTENDED USE", "RESPONSIBILITY", "SURVEILLANCE"

The 93/42EEC directive on medical devices is the official reference that dictates the regulations for marketing medical devices. The directive provides indications for all the phases of existence for the device (from the project phase through the traceability system, and surveillance), and it identifies all the characters who have to comply with the directive itself, which includes not only the manufactures, but also the distributors, the buyers, and even the users. As for the responsibilities of the single competence, Leone S.p.A. recommends to its direct clients, dental depots and exclusive dealers to follow and maintain the indications, warnings, and information for the univocal identification of the medical devices, as provided by the manufacturer on the labels, during all the marketing phases. With specific regard to Class IIB implantable products, all dental depots and exclusive dealers of Leone S.p.A. are required to keep records of the distribution of medical devices as of traceability available for verification, in case of need to trace back a product or its user in a univocal way.



SELF-DRILLING ORTHODONTIC MINI IMPLANTS* WITH CLOSED DUAL SLOT

new

The head of the mini implant is available in two transmucosal heights and has a **closed dual slot** for the application of wire and/or spring segments. The **closed dual slot** section is .018"x.025" and can accommodate round or rectangular wires. A minimal invasive surgical procedure is needed: in one phase, transmucosal with very good primary stability for immediate application of the orthodontic traction. Mini implants are supplied sterile, ready to use with the proper adapter for handpiece or with the screwdriver for hand insertion.

Packs of 1



	∅	← →		
	mm	mm		
			low head	8 002-1708-03
		1,75		
			high head	8 002-1708-04

*Available only NON-sterile for the US market

closed dual slot



080-1002-01 HANDPIECE ADAPTER FOR MINI IMPLANTS WITH CLOSED DUAL SLOT

For use with the handpiece for the insertion of self-drilling mini implants with closed dual slot also in difficult access areas.



080-1000-02 SCREWDRIVER FOR MINI IMPLANTS WITH CLOSED DUAL SLOT

080-1000-23 Refill tip





Courtesy of Drs. Nazario Russo and Giacomo Coppola

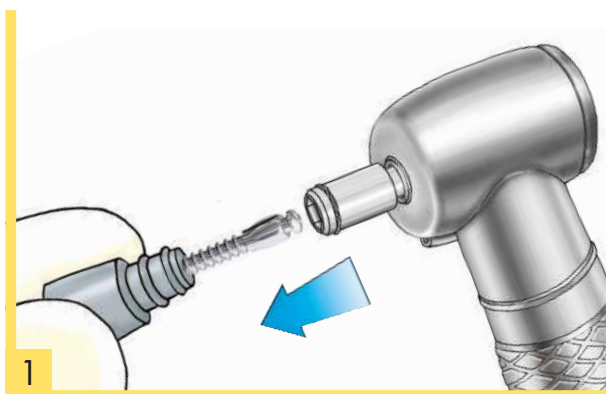
SELF-DRILLING ORTHODONTIC MINI IMPLANTS*

The head of the self-drilling mini implant is available in two transmucosal heights, it is mushroom shaped to facilitate the application of elastic ligatures and coil springs. One stage, transmucosal and minimal invasive surgical technique is needed, with optimal primary stability for the immediate load of the orthodontic appliance. Self-drilling mini implants are supplied sterile, ready to use with the special handpiece adapter. The use of a surgical micromotor is recommended. In case of use of a contra-angle utilized in the dental office, a complete implant insertion might not be obtained: the use of the Leone hand instruments, such as the ratchet Cat. 156-1014-00 or the fan-type hand wrench Cat. 156-1015-00 (page 154), may be necessary. Packs of 1

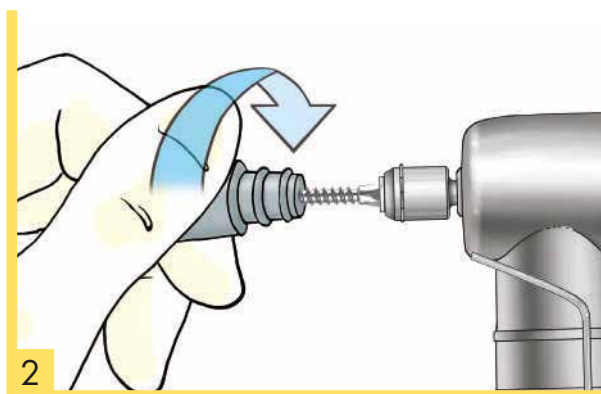
SELF-DRILLING ORTHODONTIC MINI IMPLANTS

	Ø	mm	mm	
	low head	8	002-1708-01	
		1,75		
	high head	8	002-1708-02	

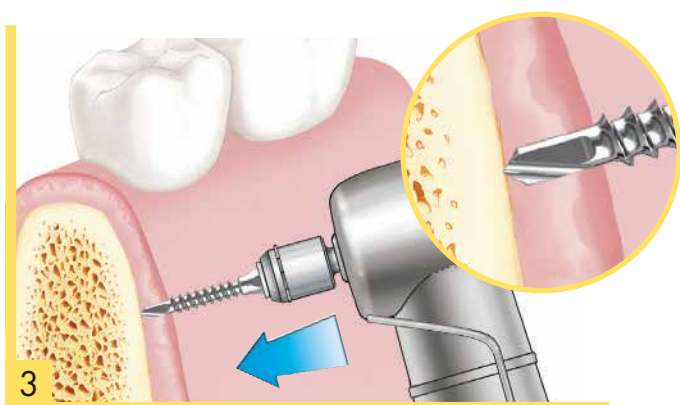
*Available only NON-sterile for the US market



1 Remove the mini implant from the sterile vial by exerting a gentle traction on the implant cap and connect the handpiece adapter Cat. 080-1002-00 or 080-1002-01 to the head of the mini implant.



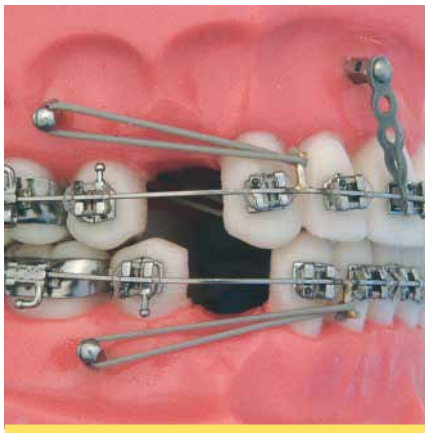
2 Once positioned into the adapter, remove the implant cap with a gentle counter clockwise rotary movement.



3 Lean the drilling tip of the mini implant on the attached mucosa in the selected area. Exert a pressure gentle enough to punch the soft tissues till the cortical bone has been reached.



4 Set the maximum speed on micromotor to 300 rpm and torque value to 40 Ncm. Start drilling the mini implant while irrigating abundantly with water. Immediately after having reached the cortical bone and as soon as the presence of a softer bone tissue has been detected, reduce the micromotor maximum speed to 50 rpm. Complete the insertion under these parameters.







SELF-TAPPING ORTHODONTIC MINI IMPLANTS



Made of stainless steel for surgical use and easily removable once the orthodontic movement has been achieved. They are available either with low or high head, in two types: one with a passing hole on the head and another with a groove and the protruding portion like an orthodontic button to facilitate the application of chains, elastics or springs. A clinical procedures leaflet for the positioning of the Orthodontic Mini Implants may be downloaded from our web site www.leone.it.

Packs of 1

SELF-TAPPING ORTHODONTIC MINI IMPLANTS

		∅	↔	
		mm	mm	
	high head	1,5	8	000-1508-02
			10	000-1510-02
			12	000-1512-02
	high head	2	8	000-2008-02
			10	000-2010-02
			12	000-2012-02
	low head	1,5	8	000-1508-01
			10	000-1510-01
			12	000-1512-01
	low head	2	8	000-2008-01
			10	000-2010-01
			12	000-2012-01

ORTHODONTIC MINI IMPLANTS WITH GROOVE

		∅	↔	
		mm	mm	
	high head	2	6	001-2006-02
			8	001-2008-02
			10	001-2010-02
			12	001-2012-02
	low head	2	6	001-2006-01
			8	001-2008-01
			10	001-2010-01
			12	001-2012-01



001-0001-24

SELF-TAPPING MINI IMPLANT KIT


The package contains: 24 mini implants, 2 pieces each length and diameter available with low and high head, 4 drills, 1 screwdriver.

001-0002-24

SELF-TAPPING MINI IMPLANT WITH GROOVE KIT

The package contains: 24 mini implants with groove, 3 pieces each length available with low and high head, 2 drills, 1 screwdriver, 1 adapter Cat. 080-1003-00, 1 circular punch, 1 adapter Cat. 080-1002-00.

DRILLS FOR SELF-TAPPING MINI IMPLANTS

	∅	↔	
	mm	mm	
	1,1		090-1134-00
	1,3	12	090-1334-00
	1,5		090-1534-00
	1,7		090-1734-00

080-1000-01 SCREWDRIVER FOR SELF-TAPPING MINI IMPLANTS

[080-1000-22](#) Refill tip



080-1001-00
MUCOTOME FOR
ORTHODONTIC MINI IMPIANTS

Circular scalpel to be attached to the handle of the screwdriver Leone Cat. 080-1000-01 for mini implants. With a diameter slightly larger than the head of the mini implants, the scalpel allows to prepare a suitable hole, without the need of any suture afterwards.



080-1001-01
CIRCULAR SCALPEL
FOR CONTRA-ANGLE

Designed for the insertion of orthodontic mini implants. Made of titanium surgical grade. It is used with low speed contra-angle allowing the creation of a suitable hole in the attached mucosa. Diameter 2,2 mm



080-1002-00
HANDPIECE
ADAPTER

For use with the contra-angle for the insertion of mini implants also in difficult access areas.



080-1003-00
ADAPTER FOR SCREWDRIVER AND INSTRUMENTS

For use with screwdrivers Cat. 156-1001-00, Cat. 156-1001-01 and ratchet Cat. 156-1014-00 of the Leone Implant System in the application of mini implants in posterior or difficult access areas.



FAN-TYPE HAND WRENCH

Made of stainless steel and anodized aluminium. With hexagonal hole matching the mini implant's head. Sidewise it presents a hole for the insertion of a safety leash. It is necessary to complete the insertion of the mini implant into the implant site. Supplied non-sterile, sterilize under autoclave prior to initial use (part no. 156-1015-00 in the Catalogue of Leone Implant System).



M3052-00

MINI LIP BUMPER BY PROF. NICOLA VELTRI

Designed by Prof. Nicola Veltri: this device is intended for use on patients with deciduous or mixed dentition with lack of space and/or small jaw with either sagittal or transversal dimension. The early application on deciduous molars positively stimulates the development of the mandible. The mini lip bumper is made with a special inclination of the archwire so as the anterior shield is positioned in the area where the lip is highly pushed forward and has a **stop adjustable screw** that makes a precise activation possible without the need of bending the wire. The adjustment of the stop requires the screwdriver P1520-00.
Pack of 5



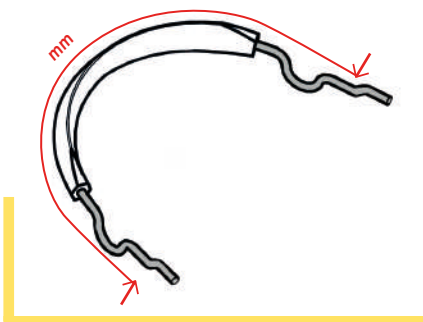
LIP BUMPER

Made of biomedical stainless steel .045" wire.
Non toxic techno-polymer labial coating.

M3050-00 without loops

M3051-00 with loops

LIP BUMPER WITH LOOPS AND BAYONET STOPS



size	mm	pkg.	
1	76	M3051-01	M3051-011
2	80	M3051-02	M3051-012
3	84	M3051-03	M3051-013
4	88	M3051-04	M3051-014
5	92	M3051-05	M3051-015


EXTRAORAL FACEBOWS

Made entirely of biomedical spring stainless steel wire with single piece inner bow. Breakage resistant laser welded bow joint, with total absence of solder, to prevent from eventual allergic reactions due to the presence of two metals. Midline clearly marked. The outer bow is available in two lengths. Bright electro-polishing for maximum hygiene.

Caution: all extra oral facebows have to be used with Leone safety release modules M0810.

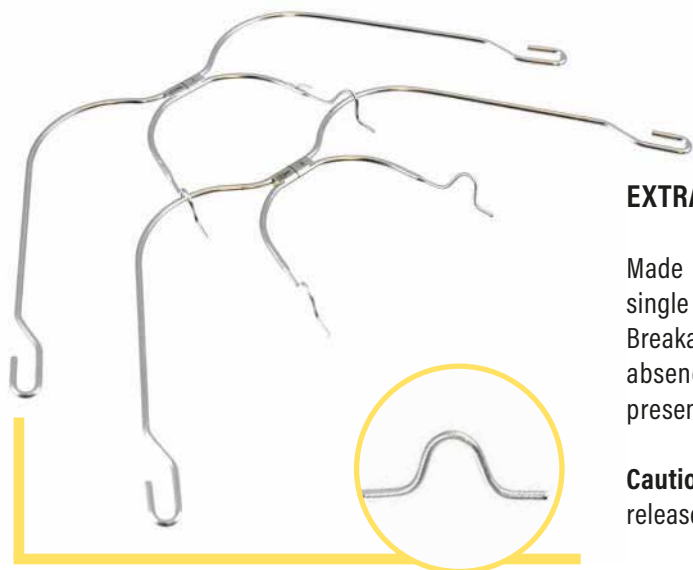


midline clearly marked



hooks for elastics

	outer arch diameter		inner arch diameter		standard facebow		standard facebow with hooks for elastics	
	mm	mm	mm	inch	pkg	pkg	pkg	pkg
long outer arch	1,80	1,14	.045		M4800-00	M4800-001	M4801-00	M4801-001
short outer arch					M4830-00	M4830-001	M4831-00	M4831-001

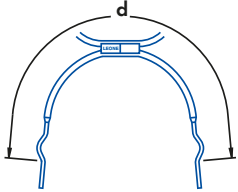


EXTRAORAL FACEBOWS WITH PREFORMED LOOPS

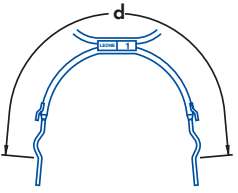
Made entirely of biomedical stainless steel wire, 1,80 mm in diameter, with single piece inner bow, 1,14 mm (.045") in diameter. Breakage resistant laser welded bow and bite joints, 0,5 mm thick, with total absence of solder, to prevent from eventual allergic reactions due to the presence of two metals. Bright electro-polishing for maximum hygiene.


Caution: all extraoral facebows have to be used with Leone safety spring release modules M0810.

WITH PREFORMED LOOPS

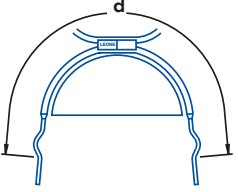
d = intermolar width from loop to loop in millimeter	size	long outer bow		short outer bow						
		pkg.	pkg.	pkg.	pkg.					
	83	1	M4805-01	M4805-011	M4835-01	M4835-011				
	90	2	M4805-02	M4805-021	M4835-02	M4835-021				
	97	3	M4805-03	1	M4805-031	10	M4835-03	1	M4835-031	10
	104	4	M4805-04	M4805-041	M4835-04	M4835-041				
	111	5	M4805-05	M4805-051	M4835-05	M4835-051				

WITH PREFORMED LOOPS AND HOOKS FOR ELASTICS

d = intermolar width from loop to loop in millimeter	size	long outer bow		
		pkg.	pkg.	
	83	1	M4806-01	
	90	2	M4806-02	
	97	3	M4806-03	1
	104	4	M4806-04	
	111	5	M4806-05	

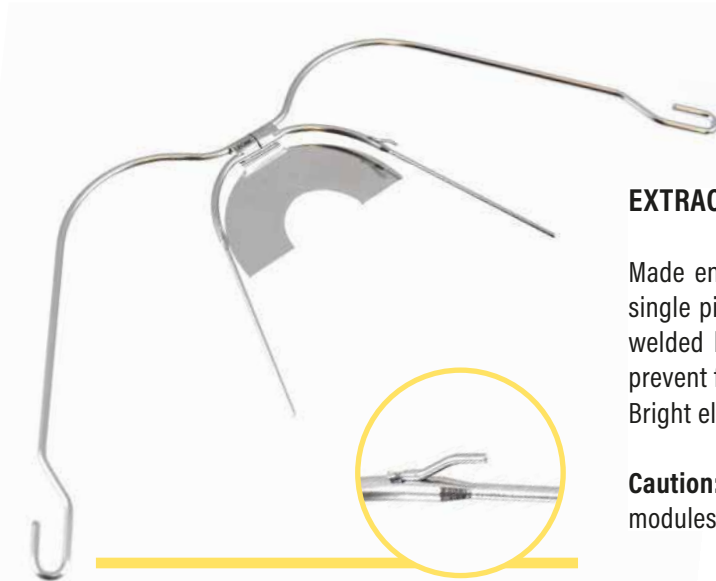


WITH PREFORMED LOOPS AND BITE

d = intermolar width from loop to loop in millimeter	size	with bite plane hard stainless steel		
		pkg.	pkg.	
	83	1	M4808-01	
	90	2	M4808-02	
	97	3	M4808-03	1
	104	4	M4808-04	
	111	5	M4808-05	

M3620-01 SLEEVE FOR EXTRAORAL FACEBOWS AND HEADGEARS

Pack of 10



EXTRAORAL FACEBOWS WITH SINGLE AND DOUBLE BITE

Made entirely of biomedical stainless steel wire, 1,80 mm in diameter, with single piece inner bow, 1,14 mm (.045") in diameter. Breakage resistant laser welded bow and bite joints, 0,5 mm thick, with total absence of solder, to prevent from eventual allergic reactions due to the presence of two metals. Bright electro-polishing for maximum hygiene.

Caution: all extraoral facebows have to be used with Leone safety release modules M0810.

	standard		with hooks for elastics	with hooks and elastic retractor	
					pkg.
hard stainless steel bite plane	M4808-00	M4824-00	M4809-00	M4807-00	1
soft stainless steel bite plane	M4808-10	M4824-10	M4809-10	M4807-10	



M3307-00 **WELDABLE** **STOP FOR ARCHES**

Made of biomedical stainless steel. It is mostly used with intra oral arches and lip bumper. Just use a spot of a welding machine to fix it. For use with wire 1,14 mm (.045") in diameter. Pack of 10



M3714-00 **WELDABLE** **ADVANCEMENT BITE**

Made of biomedical stainless steel. Its plain surface makes it to be welded to any stainless steel bite plane. Pack of 1



M3309-00 **FACEBOW SCREW STOP**

Made of stainless steel. For use with wire 1,14 mm (.045") in diameter. Pack of 10

M3309-95 **FACEBOW SCREW STOP KIT**

It includes: 50 stop screws and 1 screw-driver

FACE MASKS

Used for treatment of maxillary insufficiencies, prognathism of the mandible and cleft palate. The reverse orthopaedic pull between maxilla and mandible facilitates the subsequent orthodontic treatment. Made of stainless steel wire and non toxic acrylic, it can be adaptable to perform any individual size requirement with vertical or horizontal adjustment. All attachments are locked by set screws in metal housings. Face masks with zygomatic holds feature an adjustable strap band.

Packs of: 1 face mask, 1 screw wrench, instructions for use into a sleeve for patient



REPLACEMENT PARTS	Code	Description	Pack of
	M0777-00	Chin pad	Pack of 1
	M0778-00	Forehead pad	Pack of 1
	M0779-00	Zygomatic hold pad	Pack of 2



WITH HORIZONTAL ADJUSTMENT

	BEIGE	RED	YELLOW	GREEN	
	M0774-00	M0774-00R	M0774-00G	M0774-00V	SMALL
	M0776-00	M0776-00R	M0776-00G	M0776-00V	LARGE
	M0773-00	<i>new</i>			MINI



UNIVERSAL ADJUSTABLE

	BEIGE	RED	YELLOW	GREEN
	M0775-00	M0775-00R	M0775-00G	M0775-00V



WITH VERTICAL ADJUSTMENT

	BEIGE	
	M0774-01	SMALL
	M0776-01	LARGE



WITH ZYGOMATIC HOLDS

	BEIGE
	M0771-00



DYNAMIC FACE MASK

VERTICAL ADJUSTMENT

	BLUE	RED
	M0772-01	M0772-01R

Packs of 1:
 - 1 face mask,
 - 1 adjusting wrench,
 - 2 forehead pads,
 - 2 chin pads and instructions for use

ELASTICS RECOMMENDED

		inner diameter	
		3/8" - 9,5 mm	1/2" - 12,7 mm
strong	8 oz - 224 g	K0935-08	K0936-08
extrastrong	14 oz - 392 g	K0945-14	K0946-14



M0790-00
HEADGEAR WITH CHIN CAP

For correction of Class III malocclusions with prognathism of the mandible. Headgear and elastic tractions are fully adaptable; the chin cap in natural leather assures an ideal fit to any face. Colour: blue.
Pack of 1

REPLACEMENT PARTS

M0791-00 Chin pad
Pack of 1

M0791-01 Elastics
Pack of 2



HEADGEAR FOR SAFETY MODULES

High pull. Use with safety release spring modules only. It fits onto safety hooks of spring modules. Made of 100% cotton, hypoallergenic and washable with comfortable padding. Available in 3 sizes and 2 colours to provide patient's psychological compliance.
Packs of 1

blue	
small	M0805-00
medium	M0805-10
large	M0805-20

pink	
small	M0805-00S
medium	M0805-10S
large	M0805-20S



NECK PAD FOR SAFETY MODULES

Low pull. Same as headgear both for use with safety modules and materials. Available in 2 colours to provide patient's psychological compliance.
Packs of 10

M0800-00S Pink

M0800-00 Blue

M3613-01
SLEEVE FOR FACE MASK

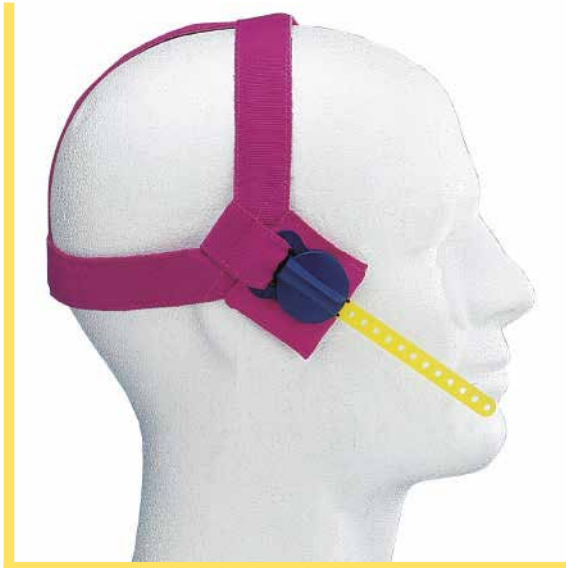
For patient own face mask. Transparent coloured, washable, fully neutral coloured.
Pack of 10



SAFETY RELEASE MODULES

For use with the suitable headgear or neck pads only. Safety clasps disengage the spring strap when a pressure pull of 2 Kg each side is exceeded. This system avoids dangerous slingshot rebound injuries of the facebow in case of disconnection from headgear tubes. Coil springs are incorporated into the modules to provide constant traction force. Available in three colour-coded attachment straps showing the force level. Packs of 10

	colour	
light	transparent	M0810-01
medium	yellow	M0810-02
heavy	blue	M0810-03



safety release spring system

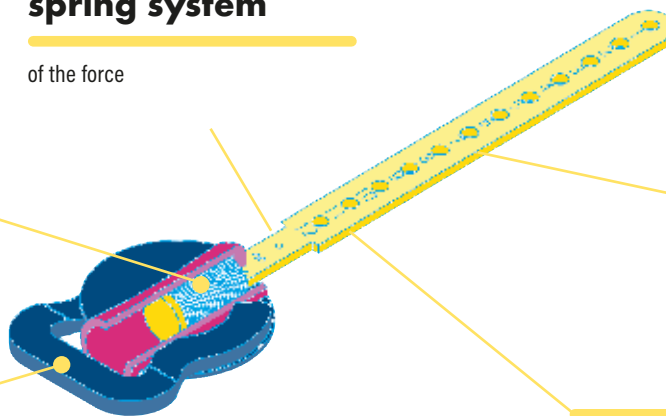
stainless steel springs

release permanent forces

total safety for the patient

clasps disengage the spring strap when a pressure pull of 2 Kg each side is exceeded

of the force

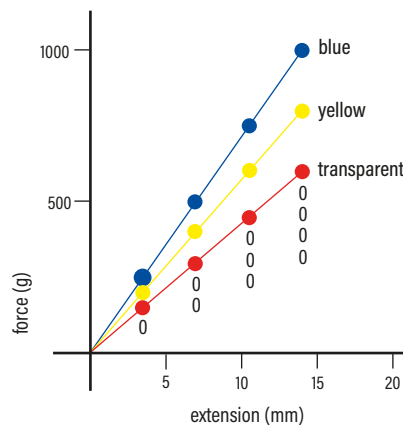


notch numbered straps

for therapeutical control

differently coloured straps

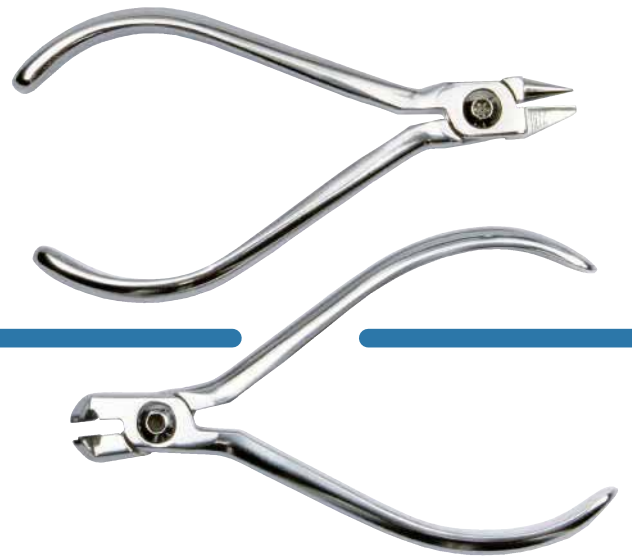
to indicate the different spring force of modules



Traction force released by each module can be easily controlled: when 2 notch tension appears on the plastic strap under traction, 2/4 (two fourths) out of the total deliverable force of the spring is going to be released. Above diagram shows the pull forces released by each type of module.



PLIERS and **INSTRUMENTS**



P
D

Leone offers a wide selection of pliers and orthodontic instruments, some of which are marked with the red symbol *** to underline their quality.

These instruments are made of stainless steel of a superior strength and guaranteed against any kind of sterilization processes. Hard metal cutting inserts and tips are gold brazed to the pliers body to afford longer instrument life.

Shape and screw joints are ergonomically designed to meet any orthodontic requirement.

cutting inserts and tips ***

made of hard metal

*** stainless steel

high resistance

shape and screw joint ***

ergonomically designed to meet any orthodontic requirement

*** gold-based brazing

for longer instrument life



P1900-00 * * *
BIRD BEAK PLIERS
ANGLE STYLE

Necessary for working round wires up to .032" (0,80 mm) in diameter. The beaks are .040" at the tip. A 9° angle is ground on the sides of pyramid beak to allow for wire springback. Beaks are parallel at .020" (0,51 mm) pliers opening.



P1901-00 * * *
LOOP FORMING PLIERS
TWEED STYLE

A pliers designed to make loops in round or rectangular wires up to .022"x.028" (0,56x0,71 mm). The cylindrical beaks has two sections: .043" (1,09 mm) and .063" (1,60 mm).

P1450-00
REPLACEMENT TIPS FOR P1901-00



P1902-00 * * *
LOOP FORMING PLIERS
TWEED STYLE

A pliers designed to make in wires up to .022" (0,56 mm).



P1352-00
FLAT-TAPERED PLIERS
TWEED STYLE

With tapered beaks to form small sized loops and springs.



P1903-00
YOUNG STYLE PLIERS

For wires up to .040" (1,02 mm).



P1156-00 * * *
OPTICAL PLIERS MERRIFIELD STYLE


Cone and concave beak pliers in stainless steel with tungsten carbide inserts designed to make loops, omega-loops and distal stops in round and rectangular wires. Approved by the C.H. Tweed International Foundation.



P1904-00
LIGHT WIRE PLIERS

* * *

Longer and more tapered beaks than Angle pliers. Excellent for bending small diameter loops. For wires up to .018" (0,46 mm).



P1130-00
HOLLOW-CHOP PLIERS



For contouring archwires and forming cuspid offsets.



P1073-00
LOOP CLOSING PLIERS
NANCE STYLE

With 4 sectioned tip for forming various size loops in rectangular and round wires.
For wires up to .028" (0,71 mm).



P1154-00
MEDIUM WIRE PLIERS
OPTICAL STYLE



For wires up to .028" (0,71 mm).



P1155-00
MEDIUM WIRE PLIERS
OPTICAL STYLE



For wires up to .028" (0,71 mm).



P1905-00 * * *
**RECTANGULAR ARCH PLIERS
TWEED STYLE SHORT JAW**

For use with square or rectangular wires. The blades are designed to be parallel at .020" (0,51 mm) pliers opening. Working edges are carefully bevelled with a diamond hone to prevent wire scoring.




P1906-00 * * *
**THREE JAW PLIERS
ADERER STYLE
MEDIUM**

For wires up to .036" (0,91 mm).



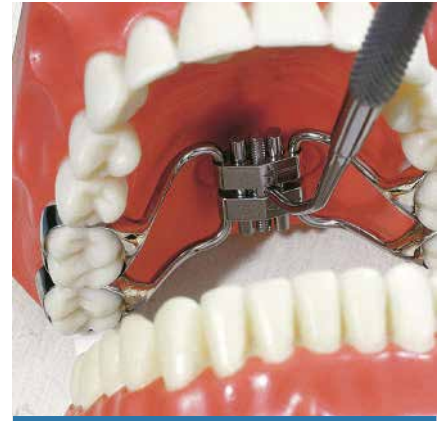
P1075-01 * * *
**THREE JAW PLIERS
ADERER STYLE
THIN**

For round wires up to .020" (0,51 mm) and rectangular up to .021"x.025" (0,53x0,64 mm).



P1635-00
TORQUING INSTRUMENT FOR WIRE .019"X.025" AND .021"X.025"/.027"

A device consisting of two components to easily apply torque to a portion of arch wire in proximity of a specific bracket. The instrument with the U end is used to mark out and maintain the selected portion of the arch wire. The additional instrument is used to firmly keep the rectangular wire and to apply the desired torque degrees. Thanks to the presence of a laser marked protractor, it is possible to check the degrees of torque given. One instrument end is for arch wires .019"x.025", the other for .021"x.025"/.027"



P1621-00
**INSTRUMENT
FOR ENDORAL ACTIVATION**

Indicated for multifunctional orthodontic screws.



P1907-00 * * *
HOW STYLE PLIERS STRAIGHT

The 3/32" (2,4 mm) gripping pads are serrated and shaped so that their centre line coincides with the axis of rotation of the pliers. Beaks are rounded to be completely lip safe.



P1908-00 * * *
HOW STYLE PLIERS STRAIGHT

Exactly the same as P1097-00. With 1/8" (3,2 mm) gripping pads.



P1909-00 * * *
HOW STYLE PLIERS OFFSET

Exactly the same as P1908-00 with tips incorporating a 45° offset angle.



P1910-00 * * *
WEINGART STYLE PLIERS

Classical design, the tips are carefully rounded to make this pliers completely mouth safe. Useful for removal of ceramics.



P1912-00 * * *
ARCH FORMING AND CONTOURING PLIERS

With three grooves, for wires .016", .018" and .022".



P1913-00 * * *
ARCH FORMING PLIERS

Without grooves.



P1916-00
DISTAL END CUTTER WITH SAFETY HOLD

The particular design of this cutter allows distal end archwires be cut in the patient mouth safely. It cuts the wire and then safely holds the loose distal end.

- Caution:** maximum cutting capacity:
- rectangular wire up to .022"x.028" (0,56x0,71 mm);
 - round wire up to .020" (0,51 mm);
 - twist wire up to .016" (0,41 mm).



P1915-00
DISTAL END CUTTER WITH SAFETY HOLD

The small dimensions do not interfere with quality. It cuts archwires and safely holds the loose distal end.


- Caution:** maximum cutting capacity:
- rectangular wire up to .022"x.028" (0,56x0,71 mm);
 - round wire up to .020" (0,51 mm);
 - twist wire up to .016" (0,41 mm).



P1914-00
MICRO DISTAL END CUTTER WITH SAFETY HOLD
LONG HANDLES

The retracted position of 10° angled hand grip affords a wider view in the oral cavity.

- Caution:** maximum cutting capacity:
- rectangular wire up to .022"x.028" (0,56x0,71 mm);
 - round wire up to .020" (0,51 mm);
 - twist wire up to .016" (0,41 mm).



P1911-00
STOP AND SURGICAL HOOK
CRIMPING PLIERS

A pliers designed to crimp surgical hooks in the archwire. It can also be used to fix round or rectangular stops.



P1917-00
HARD WIRE CUTTER

* * *

For cutting orthodontic wires for fixed technique any size.

Caution: maximum cutting capacity:

- rectangular wire up to .022"x.028" (0,56x0,71 mm);
- round wire up to .020" (0,51 mm).



P1918-00
45° OFFSET LIGATURE CUTTER

* * *

45° offset for easy access to posterior areas thus eliminating any cheek impingement.

Caution: maximum cutting capacity:

- ligature wire up to .014" (0,36 mm).



P1919-00
MINIATURE LIGATURE CUTTER

* * *

For soft wires.

Caution: maximum cutting capacity:

- ligature wire up to .014" (0,36 mm).



P1099-00
HEAVY DUTY CUTTER

For hard wires up to 1,5 mm.



P1920-00 * * *
D.B. BRACKET REMOVING PLIERS

It guarantees comfort of the patient. The sharp beaks fit under bracket flange and remove it with ease.




P1921-00 * * *
D.B. BRACKET REMOVING PLIERS

Designed to remove bonded brackets easily. The sharp beak fits under bracket flange and removes it with ease. It will also remove adhesive from the tooth.

P1451-00
METAL TIP FOR P1921-00

P1452-00
VINYL TUBE - 15 CM FOR P1921-00



P1922-00 * * *
POSTERIOR BAND REMOVING PLIERS LONG

Necessary for removal of posterior bands. A plastic padded tip and a sharp removing beak allow, with a slight pressure, high precision band removal.



P1923-00 * * *
POSTERIOR BAND REMOVING PLIERS SHORT

Same design and function as P1922-00 but with a short beak for a better occlusal support.

P1453-00
REPLACEMENT PAD 3/16" (4,8 mm) FOR P1922-00 - P1923-00



P1403-00
WRENCH FOR CLASSIX PLIERS

For pliers joint.



P1530-00 * * *
LABORATORY PLIERS ADAMS STYLE

Large tips with tungsten carbide inserts. Necessary for bending wires in the laboratory. A round cone tip of 1,3 mm and a pyramid beak of 1,4 mm. For wires up to 1,5 mm. Excellent for Crozat technique.



P1034-00 * * *
THREE JAW PLIERS ROUND

Very sturdy, does not score wires. Suitable for bending the arms of expanders. For wires up to 1,5 mm.

P1034-93 * * *
THREE JAW PLIERS ROUND WITH P1620-02



P1099-00
HEAVY DUTY CUTTER

For hard wires up to 1,5 mm



P1162-00
UNIVERSAL PLIERS

Extremely tapered design. For wires up to 0,9 mm.



P1163-00
UNIVERSAL PLIERS

Classic design. For wires up to 0,9 mm.



P1097-00
ADAMS CLASP FORMING PLIERS NANCE STYLE

For forming Adams clasps and small stops in the archwires. For wires up to 0,7 mm.



excellent
value
for money

**balanced
articulated joint**

smooth and precise movement

special steel

superior hardness perfect wire hold
resistance to corrosion

ergonomic handles

smooth edges for easy guidance

**tungsten carbide
cutting inserts**

diamond honed for precise wire cutting
and long-lasting results

hard chrome finish

for high resistance during sterilization

Classix pliers and cutters are manufactured with the most advanced manufacturing technology available and superior quality material. They are coming from the need to offer instruments featured by a good value for money.

A range of 10 instruments has been selected to meet any orthodontic basic requirement.

Classix pliers and cutters are manufactured with a special and superior hard steel to afford an optimal wire hold and resistance to corrosion of tips.

All **Classix** instruments feature a special inner balanced joint allowing a smooth and precise, long lasting movement.

Classix cutters' cutting edges have tungsten carbide inserts, diamond honed for precise cutting of wires and pliers' long lifetime. All cutters are entirely hard chrome finished for high resistance during sterilization.

Classix instruments feature ergonomic handles and smooth rounded surfaces to allow the orthodontist for easy handling and best operational precision.



P2101-00 **BIRD BEAK PLIERS ANGLE STYLE**

Necessary for working round wires up to .045" (1,14 mm). Beaks are only .025" (0,64 mm) at the tip to bend loops and omega loops, even small ones. A 10° angle is ground on the sides of the rectangular beak to compensate for wire spring-back in the modelling stage. Beaks are parallel at .020" (0,51 mm) pliers opening and diamond honed to prevent wire scoring.



P2102-00 **OMEGA LOOP FORMING PLIERS TWEED STYLE**

Concave beak is contoured for making more uniform omega loops with ease. The round beak has three sections: .045" (1,14 mm), .060" (1,52 mm), .075" (1,90 mm) and made of a hard electro etched alloy to prevent wire slippage. Tip can be easily replaced with the use of the allen wrench.

P2000-01 REPLACEMENT TIPS FOR P2102-00 Pack: 2 tips and 1 wrench



P2103-00 **THREE-JAW PLIERS**

The central beak is precision aligned and when the pliers is closed, it fits over the level of the two lateral beaks to form bends more acute than 90°. The tips are slightly tapered and diamond honed to prevent wire scoring. For round wires up to .036" (0,9 mm). It allows the activation of quad helix, palatal bars etc. in the oral cavity as well.



P2104-00 **UTILITY PLIERS WEINGART STYLE**

The tips are shaped to firmly hold wires and devices and perfectly angled to enhance the visibility of the operative field. The two beaks are diamond honed to make it lip safe.



P2105-00 **BAND REMOVING PLIERS**

When the pliers is closed, the non-padded remover tip does not get in contact with the acetabular resin pad: this allows it to make lever on the tube or the accessory, or on the edge of the band facilitating the safe removal from the mouth.

P2000-02 REPLACEMENT PAD 3/16" (4,8 MM) FOR P2105-00



P2106-00
D.B. BRACKET REMOVING PLIERS

The tapered tips wedge between both edges of the base of the bracket and the tooth surface: by slightly lifting off, the bracket is easily removed without any damage to the enamel. Useful also for removal of ceramic brackets.



P2107-00
RECTANGULAR ARCH FORMING PLIERS TWEED STYLE

For handling square or rectangular wires, torqueing and forming precision bends. The beaks are designed to be parallel at .020" (0,51 mm) pliers opening and diamond honed to prevent wire scoring.



P2108-00
DISTAL END CUTTER WITH SAFETY HOLD

Designed for cutting the excess of distal wire and holding the loose archwire safely. The special design and the accurate sharpening of the cutting edges make it to be functional with either thin or coaxial wires.

Caution: maximum cutting capacity: round wires .020" (0,51mm)
rectangular wires .022"x.028" (0,56x0,71 mm).



P2109-00
HARD WIRE CUTTER

The hard construction and the quality of sharpening of the cutting edges allow for use with any section of wire for fixed orthodontics. At maximal closure, the sharpening ends only touch at the tip to ensure precise action with any archwire section.

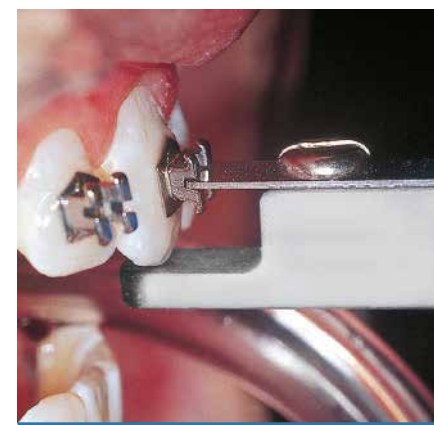
Caution: maximum cutting capacity: round wires .020" (0,51mm)
rectangular wires .022"x.028" (0,56x0,71 mm).



P2110-00
LIGATURE CUTTER

The tips are 15° angled for better field vision near the bracket's tie wings. The cutting inserts have wide backing ledges to guarantee the maximum anchorage to the body of the instrument.

Caution: maximum cutting capacity: round wires .015" (0,38 mm)



UNIVERSAL BRACKET POSITIONING GAUGES

Made of aluminium and stainless steel. Autoclavable.
Used with either .018" or .022" slot brackets.
Colour coded for immediate identification.

colour		size
green	P1601-00	2 - 2,5 mm
red	P1602-00	3 - 3,5 mm
blue	P1603-00	4 - 4,5 mm
purple	P1604-00	5 - 5,5 mm

P1600-95 Assorted kit of 4



P1509-00 STAINLESS STEEL UNIVERSAL BRACKET ALTIMETER

A small device for measurement of the right height of bracket slots.



P1026-00 D.B. BRACKET TWEEZERS

It holds any type of bracket, from a wide twin to a single one.
Self-locking of the bracket and release by pressure.
Several tweezers can be pre-loaded with brackets to bond them one after the other.



P1098-00
UTILITY INSTRUMENT



P1520-00
SCREWDRIVER

For use with micro spring screws.
Tip of 1,5 mm.



P1630-00
MODELLING SPATULA LE CRON STYLE



P1025-00
DYNAMOMETER

* * *

High precision gauge for measuring tensile and compression forces exerted by springs and elastics for a maximum range of 16 oz (0,4536 Kg). It is calibrated with 1 oz. single line and 4 oz double line increments.



P1090-00
CAP REMOVER
FOR CONVERTIBLE TUBES

* * *

It makes the conversion of rectangular tube easy when banding of the second molar is required. Autoclavable.

P1090-01
REPLACEABLE TIPS P1090-00

Pack of 2



P1001-01
BAND DRIVER OFFSET TIP

* * *

Fully made of stainless steel.
For placement and adjustment of bands. Activation is ease in all positions.
Seating pressure range 80 up to 1000 g.

P1000-01
BAND DRIVER STRAIGHT TIP

* * *

Exactly the same as P1001-01 but with straight tip.



P1002-01
REPLACEMENT TIP
FOR P1001-01

P1003-01
REPLACEMENT TIP
FOR P1000-01



P1077-00
MERSHON BAND ADAPTER













P1092-00
BAND ADAPTER



The new instrument is simple, user-friendly, practical and economical. It allows the band to be adapted to tooth anatomy, without nicking or damaging it.



**ARM BENDING AND SELF-LOCKING INSTRUMENT^(patented)
FOR EXPANDERS**

Handy instrument to firmly hold the expander; it allows for easy and accurate modeling of the arms along with the special arm bending P1620-02. The instrument ends, with a clutch mechanism, are shaped on the model of expander to avoid damage to the bodies and are kept closed by a cursor clamp device that is turned on and off with a simple thumb action. The edge thickness of the clutching ends is designed to indicate the minimum space between the body of the expander and the palatal vault. By placing the instrument with the screw on the plaster model, the correct inclination and the right height to bend the arms will be clearly visible. It is also useful to test the expander prior to use by opening and closing the expander with the special straight key.


for expanders		
 	P0620-00	A0620-08/09/11/13/15
		A2620-07/10/12
		A2703-06/09 - A2704-06/09
		A2705-06/09 - A2706-06/09
 	P0630-00	A0630-08/10/12
 	P0621-00	A0621-08/11
		A1621-08/11/13
 	P0625-09	A0625-09 new
 	P0625-07	A0625-07 new



DENTAL VERNIERS

P1078-15 Long tips

P1560-15 Double tips
Specific for inner and outer measurement



**P1622-00
ARM BENDING INSTRUMENT
FOR FAST BACK**

It facilitates the job of the technician during the construction of the device. It allows to maintain the linearity of the arm which has to slide on the palatal tube. The aluminium handle joined to the tempered steel tube assures a firm grip to get accurate bends.



**P1620-02
ARM BENDING INSTRUMENT
FOR EXPANDERS**

Ideal to bend the expander's arms with ease and precision. Also for expanders with long arms.

TURRET FOR FORMING RECTANGULAR OR ROUND ARCHWIRES

For forming arch wires with or without torque adjustment.
Available in six different versions and colour codes.
The wire slotted body is made of stainless steel.



P1167-00
TURRET
BLUE code

For forming rectangular arch wires
.016" up to .0215".



P1266-00
TURRET
BLACK code

For forming rectangular arch wires with
torque adjustments: 0° - 10° - 16° - 23°.
For use only with wire: .016"x.022".



P1168-00
TURRET
GOLD code

For forming rectangular arch wires with
torque adjustments: 0° - 7° - 10° - 13° - 16°.
For use only with wire: .018".



P1267-00
TURRET
PURPLE code

For forming rectangular arch wires with
torque adjustments: 0° - 10° - 16° - 23°.
For use only with wire: .016"x.016".



P1170-00
TURRET
SILVER code

For forming rectangular arch wires with
torque adjustments: 0° - 7° - 10° - 13° - 16°.
For use only with wire: .022".



P1169-00
TURRET
GREEN code

For forming round arch wires:
.014" - .016" - .018" - .020".



P1139-00
LIGATURE TUCKER

Double ended for placement or removal of elastics. Necessary for tucking metal ligatures.



P1500-00
ELASTIC LIGATURE THREADER

It facilitates placement of elastic ligatures under bracket tie wings.

Courtesy of Prof. Federico Tenti, Author of "Guida alla scelta ragionata degli apparecchi ortodontici e rimovibili" distributed by Caravel.




P1576-00
LIGATURE AND ARCHWIRE TUCKER

Useful for insertion of the arch wire into bracket slot. It is also used to tuck metal ligatures and to apply elastic chains.



P1505-01 * * *
TWISTER
FOR PREFORMED LIGATURE TIES
K4430-25 AND K4480-30

Fully made of stainless steel. Push the back button to insert the preformed ligature tie. It makes position and final ligation easy.



P1506-00
INSTRUMENT FOR F1000
SELF-LIGATING BRACKETS

It allows for arch wire engagement by holding the wire into the slot. With a gentle pressure, it also drives the ligation clip of bracket to full closing.



P1515-00
FAN-TYPE HAND WRENCH

Thanks to its design, this screwdriver allows you to easily tighten the fixing screws for support of the Telescopic Advancer device.



LIGATURE TYING PLIER MATHIEU STYLE


P1160-00 Tips di 2,5 mm

P1161-00 Tips di 1,5 mm



P1141-00
SEPARATOR PLACING PLIERS

For use with radio opaque separators K6378-00.



P1142-00
LIGATURE WIRE FORMING PLIERS

For soft wires up to .014" (0,36 mm).



P1089-00
MOSQUITO FORCEPS OFFSET

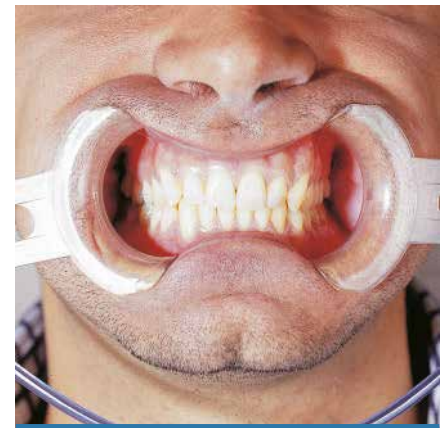
P1088-00
MOSQUITO FORCEPS STRAIGHT



P3000-01
LIP RETRACTOR

Well tolerated by patient, it allows an excellent visibility and ease of use. The plastic retractors are connected by a sturdy steel bridge which does not interfere with the field of vision.

Necessary with the direct bonding technique and for taking oral photographs. Autoclavable. Transparent.

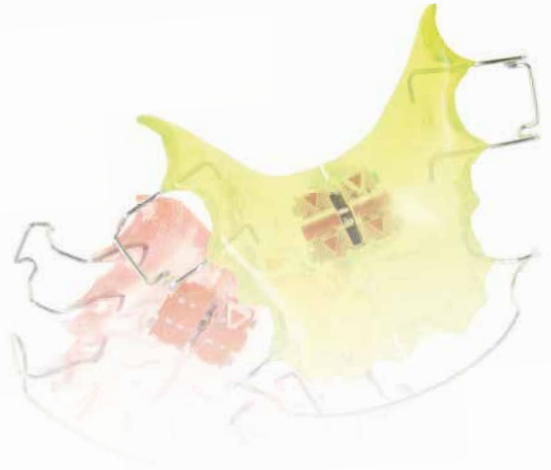
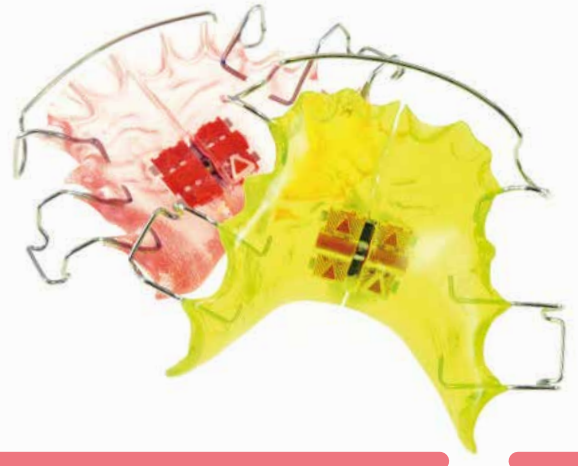


P3000-91
LIP RETRACTOR KIT

Kit content:

- 5 couples of transparent retractors,
- 2 bridges.

OFFICE
and
LABORATORY
SUPPLIES



R
D

Our **LEOCRIL**® Arcobaleno range of products is composed of an outbreak of colours to be mixed each other, fluorescent additive and glitters, accessories and a series of coloured motifs to be inserted in the appliance which will make the little patients more motivated.

- **low residual of free monomer**

to get bubble free polymerized acrylic plates

- **easy mixing**

diversified particle size of the powder

- **prolonged processing time**

accurate fit of the prosthesis into the mouth

- **very low shrinkage of the two components**

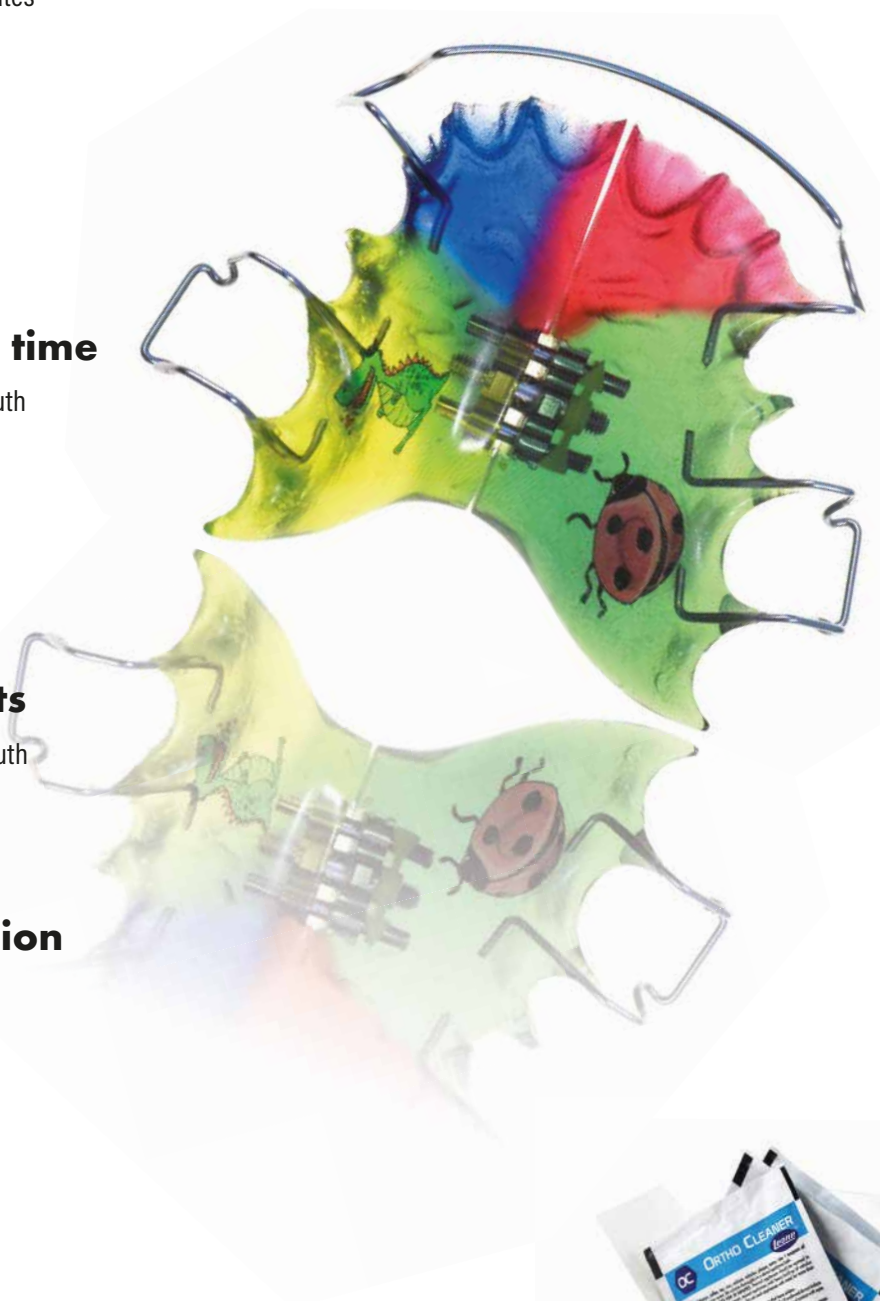
accurate fit of the prosthesis into the mouth

- **extremely high precision**

excellent friction of the expansion screws is guaranteed

- **special hardness**

for easy polished surfaces



- **Ortho Cleaner**

recommended for cleaning devices





LEOCRYL® ORTHODONTIC SELF-CURING ACRYLIC RESIN

Specific for orthodontic use, either for spray-on or doughing techniques. The special composition of liquid monomer has careful processing properties, without priming of the curing process (exothermic reaction) which may cause an undesired evaporation of monomer. The use of a Leone hydroflask or pressure pot for polymerization at 40° C with a pressure of 2,5 Atm for 20 minutes is suggested. Hard and perfectly finished plates are obtained as no otherwise possible with other methods.

Regular kit

- R6222-95** A - clear, A - clear liquid, clear powder
R6223-95 B - transparent pink, B - transp. pink liquid, clear powder

The kit includes:

1 Kg powder, 0,5 L liquid, spray flasks for powder/liquid, funnels, beakers, insulator

Introductory kit - Necessary in the dental office.

- R6202-93** A - clear, A - clear liquid, clear powder
R6203-93 B - transparent pink, B - transp. pink liquid, clear powder

It includes:

60 g powder, 45 ml liquid

LEOCRYL® "ARCOBALENO" - LIQUID



colour			pkg.	pkg.
red	D	R6124-00		R6134-00
purple	E	R6125-00		R6135-00
magenta	F	R6126-00		R6136-00
orange	G	R6127-00		R6137-00
fluorescent yellow	H	R6128-00	250 ml	R6138-00 0,5 L
green	I	R6129-00		R6139-00
turquoise	L	R6130-00		R6140-00
blue	M	R6131-00		R6141-00



LEOCRYL® LIQUID MONOMER

colour			pkg.
clear	A	R6122-00	0,5 L
		R6142-02 <i>new</i>	1 L
transparent pink	B	R6123-00	0,5 L
		R6143-02 <i>new</i>	1 L



LEOCRYL® POWDER POLYMER


Clear colour.

- R6032-00** Package of 1 Kg
R6042-00 Package of 10 Kg




R6000-00 LEOCRYL® "ARCOBALENO" COLOUR GUIDE

Colours illustrated are only indicative. Colours may slightly change compared to those obtained with **LEOCRYL®** acrylic resin.



R4401-93 COLOURED MOTIF FOR PLATES ASSORTED KIT

It includes 28 different motifs, one positioning tweezers and illustrated pamphlet for patient choice. Assorted kit of 280



GLITTERS

Nice looking orthodontic plates are obtained by mixing a small quantity of glitters with acrylic powder. Glitters make plates X-ray visible.

Packs of 50 g and squeeze bottle

colour	
silver	R4300-00
gold	R4301-00
multicolor "Z"	R4302-00
blue	R4303-00
red	R4304-00



R4310-00 "X" FLUORESCENT ADDITIVE

A fluorescent effect is given by mixing just 15% approx. of product with polymer. The best result is achieved with the use of clear powder and liquid.

Pack of 100 g

ACCESSORIES

- R4401-00 Squeeze bottle for powder
- R4402-00 Squeeze bottle for liquid
- R4403-00 Large beaker
- R4404-00 Small beaker

- R4405-00 Funnel for liquid
- R4406-00 Funnel for powder
- R4407-00 Brush
- R4408-00 Spray nozzle for powder/liquid

- R4409-00 Spray needle for liquid
- R4410-00 Arrows



R7001-00
ORTHO CLEANER LEONE

Specific product for cleaning of retainers, gumschields, removable orthodontic devices, bites, aligners and antisnoring appliances. It removes stains from tobacco, coffee, tea, iron, tartar and dental plaque. Pack of 20 bags, 4 g each bag



R6320-00
INSULATOR LIQUID FOR RESIN

Pack of 1 L



R4550-00
POLISHING FLUID FOR RESIN

Spread some drops on the polishing brush.
Pack of 0,5 L

R3427-00

R3428-00

R3426-00



SILICON MOUNTED POLISHERS

For perfect polishing of plates. They do not damage hooks or arch wires. All with 2,35 mm diameter shaft. Packs of 6



EXTRA HARD PLASTER

R5005-00 Bucket of 5 Kg
R5025-00 Bucket of 25 Kg

Orthodontic plaster type III, snowy white colour. Mixing ratio: 26-28 ml: 100 g. Fine detailed, smooth and hard models (over 650 Kg/cm²) are obtained. Easy to polish with R4520-00. Ideal for making study models and plaster casts for collection.



GLOSS
FOR PLASTER MODELS

R4520-00 Pack of 0,5 L
R4530-00 Pack of 5 L

It is necessary to use a good ortho plaster but also a good final model gloss to obtain a well-made study model. This model gloss provides polish surfaces with fine details and protects them over the time.

BIOCOMPATIBLE THERMOFORMING MATERIAL

Discs and square plates made out of PET G (Polyethylene Terephthalate modified with Glycol), a material ideal for thermoforming to manufacture dental aligners and post-treatment aesthetic retainers.

The material conforms to ISO 10993-1, and once formed, it features excellent optical transparency, with highly efficient biomechanical properties.



THERMOFORMABLE DISCS Ø 120 mm

	thickness	package
R7001-05	0,5 mm	25 pcs
R7001-08	0,8 mm	25 pcs
R7001-10	1,0 mm	25 pcs
R7001-15	1,5 mm	15 pcs
R7001-20	2,0 mm	10 pcs

THERMOFORMABLE DISCS Ø 125 mm

	thickness	package
R7002-05	0,5 mm	25 pcs
R7002-08	0,8 mm	25 pcs
R7002-10	1,0 mm	25 pcs
R7002-15	1,5 mm	15 pcs
R7002-20	2,0 mm	10 pcs

THERMOFORMABLE PLATES 125 x 125 mm

	thickness	package
R7013-05	0,5 mm	25 pcs
R7013-08	0,8 mm	25 pcs
R7013-10	1,0 mm	25 pcs
R7013-15	1,5 mm	15 pcs
R7013-20	2,0 mm	10 pcs





R3712-00
QUADRANGULAR WAX STICKS

Wax in 30 cm long sticks, 3x3 mm cross section. The special adherence and high workability make it useful to border the impression trays to fit the edges of the functional impression.
Pack of 90 sticks



R3710-00
UTILITY WAX

Highly soft wax in strips which bends at room temperature without breaking. Thanks to its good adherence and high workability, it serves to border the impressions to obtain the base of the mould.
Pack of 24 strips



R3711-00
MODELLING WAX

Wax in sheets. It moulds, both cold and hot, without breaking.
Pack of 500 g



R3730-00
BITE WAX

Necessary for taking accurate occlusal impressions. Special aluminium foil laminated, it lessens distortions. Pleasantly scented, 6 mm thick.
Pack of 24



R3714-00
THERMOWAX FOR UNDERCUTS

High melting point: 104° C. Particularly suitable to eliminate undercuts. It prevents damage to be caused to the acrylic brightness.
Pack of 100 g in stick



R3713-00
STICKY WAX

High sticky power. Extreme strength of adhesion to fix the various elements (screws, wires etc.) to the model.
Pack of 100 g in stick



R3716-00 NATURAL PROTECTIVE WAX

Specially intended for orthodontic use. The natural composition of this wax makes it to be absolutely safe and undangerous if swallowed, it does not cause any illness. Mint flavoured. Pack of 10 boxes, 5 sticks each



SOLDERS FOR STAINLESS STEEL

R0220-00

Plate 0,43 mm thick

R0221-00

Wire form, 1 mm in diameter

For use with bridges and crowns. Cadmium free. Silver: 49%. Melting range: 680° - 705° C. Packs of 10 g approx.



ORTHODONTIC SOLDERS

R0222-00

Wire form, 0,40 mm in diameter

R0223-00

Tape form, 1 x 0,5 mm

R0224-00

Rods, 1 mm in diameter

For all orthodontic brazing works. Cadmium free. Silver: 55%. Melting range: 630° - 660° C. Packs of 10 g approx



R0225-00 SOLDER POWDER

Powder for solders R0220-00 and R0221-00. Pack of 50 g approx.



R0226-00 FLUX

In paste, for solders: R0222-00, R0223-00 and R0224-00. Pack of 30 g approx.




R0227-01 THERMO INSULATOR PASTE FOR SOLDERS

It protects plaster and resin during soldering procedure. Excellent consistency. Easy to remove with water. Pack of 235 ml

**DIAGNOSTIC
and
LABORATORY
EQUIPMENT**



As a completion of the wide range of Leone orthodontic products, some equipment and essential accessories for the laboratory and the dental office are here introduced. This range is the result of extended researches and tests effected from our technicians and a long term collaboration with international technicians and orthodontists.



locking screw

for insertion and removal of the models

entirely made of stainless steel

with the highest precision



no unwanted lateral movements

due to a double guided sliding movement

ANATOMICAL MODELS

Made of resin, two materials: transparent and white. Demonstration anatomical models with the bone in transparent resin and the sensitive dental structures (roots, impacted teeth, mandibular nerve) are highlighted in white resin.

Packs of 1



T3370-01 **ANATOMICAL MODEL - UPPER ARCH**

Anatomical model of the complete upper arch; within the bone are clearly visible two impacted canines and the roots of the natural teeth.



T3370-02 **ANATOMICAL MODEL WITH RAPID EXPANDER**

Anatomical demonstration model of the complete upper arch with mixed dentition. The bone with open palatal suture is clearly visible in transparent resin, the sensitive dental structures (roots, impacted teeth, mandibular nerve) and the rapid expander are highlighted in white resin.



T3370-03 **ANATOMICAL MODEL WITH SUPERNUMERARY TEETH**

Anatomical demonstration model of the complete upper arch with mixed dentition, within the central incisors are deciduous teeth; two supernumerary and two permanent teeth are visible inside the bone.



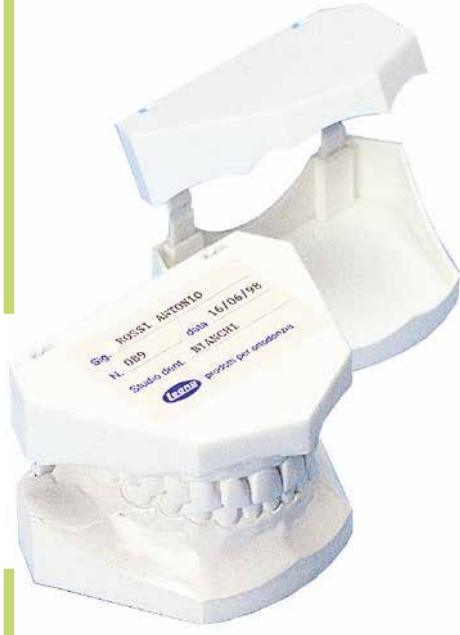
T3370-04 **ANATOMICAL MODEL- LOWER ARCH**

Anatomical demonstration model of a complete lower arch; within the bone are clearly visible the mandibular nerve, the roots of the natural teeth and an impacted tooth.



T3370-05 **ANATOMICAL MODEL - SEGMENT**

Anatomical model of a segment of the lower arch; within the bone are clearly visible the mandibular nerve and the roots of the natural teeth.



T3061-00
PLASTIC MODEL BASES

Impact resistant, white plastic model bases, with rear hinges to maintain the occlusion. Square-edged according to international standards and a constant height that permits to make models comparable over time and in all views for the correct diagnosis and for monitoring during therapy. For use with the practical positioning plate T3062-02 supplied with the package.

Precision and ease of working models, that can also be performed directly in the dental office. Package consists of:

- 100 upper bases
- 100 lower bases
- 2 position plates with guide rails and labels

T3062-00
SPARE HINGES FOR MODEL BASES
Packs of 10

T3062-01
SPARE LABELS FOR MODEL BASES
Packs of 100

T3062-02
POSITION PLATES FOR MODEL BASES
Packs of 10 with 20 guide-rails



RUBBER MODEL BASE FORMERS

T3320-00 Large

Packs of 2, upper and lower

T3321-00 Small

Packs of 2, upper and lower



T1121-00
VERTICAL MODEL OCCLUDER

Entirely made of stainless steel with high precision. The double sliding guides prevent from any undesired lateral movement. Models can be disengaged from the occluder by loosening the locking screw. **Locking screw T1122-00.**



T3355-00
MODELBOX

Transparent PVC model containers supplied with pre shaped sponges for full protection of models. Pack of 100

PRESSURE POT



T1330-00 Capacity 4 litres

T1335-00 Capacity 9 litres

Necessary for the polymerization of all kinds of orthodontic acrylics. T1330-00 pressure pot is roomy enough to contain a model occluder or an articulator; T1335-00 pressure pot may contain larger model occluders or articulators. Both pressure pots are supplied with a special safety valve tested to act at a working overpressure of 2,5 bar.

REPLACEMENT PARTS FOR PRESSURE POTS

T1330-01 Lid sealing ring T1330-00

T1335-01 Lid sealing ring T1335-00

T1330-02 Safety valve

T1330-03 Manometer

T1330-04 Air inlet valve

T1330-05 Locking lever

T1330-06 Plain handle for lid

T1330-07 Anatomical handle

T1330-08 Posterior handhold



T3330-00 TYPODONT

Typodont has been since long in use for testing orthodontic appliances in the office. This unit is offering also ease of handling and accuracy of details. Fully made of aluminium, with lateral and protrusive movements. It can be easily made to lay flat and take away in a normal case.



WAX BASES FOR TYPODONT

T3332-00 Class I

T3336-00 Normal occlusion

T3337-00 Class II, Div. I

T3338-00 Class II, Div. I

T3339-00 Class III

Packs of 2, upper and lower



T3529-00 ACRYLIC TEETH FOR TYPODONT T3330-00

Purposely designed for Typodont T3330-00, they are necessary for making practice with the direct bonding brackets. Pack of 28 teeth



T1315-00 LEONE HYDROFLASK

Orthodontic cold curing acrylics require the polymerization under pressure technique. This kind of polymerization enables the vaporization of monomer and condensing of acrylic, which will perfectly fit the plaster model. Plates are coming out perfectly finished and can be immediately polished. The Leone hydroflask allows you to make use of the polymerization under pressure

technique easily and economically.

Technical features:

- Inside dimensions: 100 x 115 mm
- Outside dimensions: 111 x 130 mm
- Pressure gauge
- Exhaust valve
- Made of hard aluminium
- Built-in thermometer



T1310-00 LEONE HYDROFLASK

With the same features as T1315-00, without thermometer and slightly smaller.

Technical features:

- Inside dimensions: 100 x 88 mm
- Outside dimensions: 111 x 105 mm
- Pressure gauge
- Exhaust valve
- Made of hard aluminium

REPLACEMENT PARTS FOR HYDROFLASKS

- T2300-00** Hydroflask lid
- T2301-00** Rubber seal for lid
- T2302-00** Air valve
- T2303-00** Thermometer for T1315-00
- T2304-00** Pressure gauge



T1311-00 PRESS FOR HYDROFLASK

Convenient press for hydroflasks T1310-00 and T1315-00, made of pressure cast aluminium. Extremely easy to use.



TRAYS FOR MODEL BASES

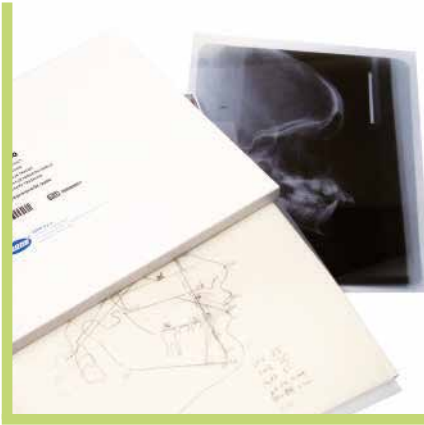
- T3360-00** Blue
- T3361-00** Red

Two drawers for storing six model bases each box.
Outer sizes: 250 x 200 x 80 mm.
Packs of 16 boxes

TRAYS FOR STUDY MODELS

- T3350-00** Blue
- T3351-00** Red

Two drawers for storing eight models each box.
Outer sizes: 285 x 190 x 55 mm.
Packs of 24 boxes



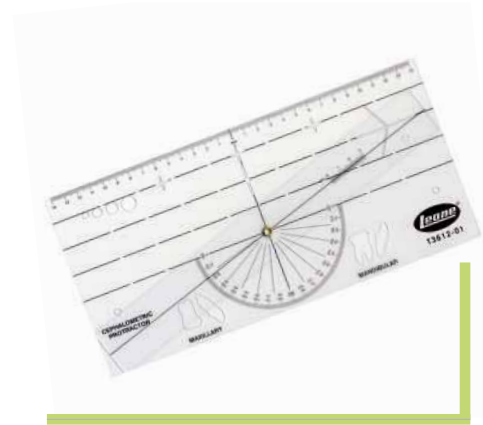
T3603-00
ACETATE SHEETS FOR
CEPHALOMETRIC TRACING

Sheets with double matt and polish surface. Sizes: 203 x 254 mm.
Pack of 100 sheets



T3608-00
MARKING PENCIL WHITE

For marking arch wires, bite planes, etc.
Pack of 1



T3612-01
CEPHALOMETRIC PROTRACTOR

The angular measurement is facilitated by the ruler; the cut-out tooth symbols of incisors, molars and circular holes assist in the anatomical tracing over the x-ray film.
Pack of 1



T1565-00
SAW



BLADES FOR SAW T1565-00

T1566-00 12 blades for plaster

T1567-00 12 blades for metal



SAW FOR SET-UP

T1561-00 Saw with 1 blade

T1563-00 12 large serrated blades

Easy change of blades and perfect handiness.



LEONE COPOLYMER DUPLICATION PLATES

Sizes: 130 x 140 mm, 2 or 3 mm thick, these plates are made of a special material getting soft and gelatinous at a temperature of 90° C. Just dip in boiling water, lay on the model and press over with the duplicating press: a fine detailed model impression is obtained.

T0900-02 Pack of 50 plates 2 mm thick

T0900-03 Pack of 50 plates 3 mm thick

T0900-92 Pack of 500 plates 2 mm thick

T0900-93 Pack of 500 plates 3 mm thick



T1203-00
PLIER RACK



T1200-00
PLIER RACK



T1201-00
PLIER RACK

It can store up to 15 pliers.



T1212-00
STANDARD ARCHWIRE HOLDER

QUALITY FOR THE SATISFACTION OF THE CUSTOMER

The secret to ensure a good quality of a product is to meet or even exceed the customer's expectations: being aware of such expectations it is the first step, perhaps the most important step, to furnish a quality product as a standard. The manufacture of superior quality products in respect of the expectations and the demands of the customer and in attendance of the legally binding directives has always been the philosophy of Leone. It implies that any department of the company, at any level, is called to share such goals by supporting the Management in the fulfilment of the necessary operational strategies. The management quality system of the company Leone is conforming to UNI EN ISO 9001 and additional requirements of ISO 13485, in accordance with the 93/42/EEC Directive Annex II, with USA-FDA 21 CFR Part 820 and Japanese Ministerial Ordinance MHLW no. 169.

CUSTOMER SERVICE



COMPETENCE AND RELIABILITY

The Leone dealers worldwide are under constant professional improvement thanks to the technical assistance received by engineers and technical experts at Leone to get specific information on the products and solve any eventual problems from the customers.

PROMPTNESS

By providing a careful management and a "state-of-the-art" logistic system, we are able to deliver standard orders with the best precision and ship the goods very quickly.

NEWSLIST LEONE

Keep yourself updated with the latest news of our products: click on "Services" in our website www.leone.it and fill in the registration form.



TECHNICAL AND COMMERCIAL ASSISTANCE

Contact your dealer in your country as a reference.

You will find the comprehensive list
under the section "distributors" in our website

www.leone.it

A		
Acetate sheets	195	
Adams clasps	54	
Adapters for instruments	151-154	
Adhesives	124-125	
Altimeter for brackets	174	
Altimeter for lingual brackets	122	
Antisnoring appliances	31..36	
Applicator for intraoral elastics	146	
Applicator for ligatures	179	
Archwire holder	196	
Archwire selectors	45-47-49	
Archwires:		
"Australian"	42	
Beta Memoria®	49-51	
Bi-dimensional	51	
flex	43	
lingual	49-122	
Memoria®	45..47	
Memoria® Natura®	50	
Memoria® reverse Curve of Spee	46	
Memoria® with V bend - preformed	46-77	
preformed round/rectang. stainless steel	44	
standard round/rectang. stainless steel	44	
Step system 2.0	48-104	
Thermomemoria®	48	
twist	43	
with hooks	51	
Arm bending and self-locking		
instrument for expanders	25-177	
"Australian" wire	42	
B		
Ball hooks	46	
Band accessories	68	
Band adapters	176	
Band conversion charts	70..72	
Band drivers	176	
Band removers	169-172	
Bands Calibra®	58..63	
Bands, pedodontic universal	56-57	
Bands, prewelded	62-63-66-67	
Bands Web®	64..67	
Biocompatible thermoforming material	186	
Bite planes	30	
Blades for saws	195	
Bonding mesh	124	
Bracket positioning gauges	174	
Brackets for welding	134	
Buccal tubes, convertible - MIM®	115-116	
Buccal tubes - MIM®	128..133	
C		
Cap remover	133-175	
Cements	68	
Cephalometric accessories	195	
Cephalometric protractor	195	
Chromium cobalt wire, Crozat	40	
Circular scalpel for contra-angle	154	
Clasp wire, Leowire® Biosteel®	39	
Class II corrector	148-149	
Coil springs, Memoria®	52	
Connectors for laser welding	135	
Copolymer Leone plates	196	
Cotton thread for ligatures	143	
Cutters	155-156-161	
D		
D.B. accessories	123..166	
D.B. brackets - aesthetic:		
ceramic	107-108-111..113	
microfilled copolymer	106-108	
monocrystalline sapphire	109..110	
D.B. brackets - metal:		
.. diagonal round	92-93	
..FDI identification	86..96-98..101	
..Logic Line	98..101	
..lingual, Idea-L	121-122	
..plastic positioner	84	
..self-ligating	75..77	
..standard	78-84	
D.B. brackets No-Nickel	94-95	
D.B. brackets - prescription:		
Alexander Midi Diagonali	91-115	
Andrews	81-115	
Andrews Mini Diagonali®	88-115	
Bidimensional Midi Diagonali	90	
Boston	83-115	
Burstone	83-116	
Damon# standard/super torque	75..77	
Edgewise/Edgewise with vertical slot	79-114	
Edgewise Mini	80-114	
Edgewise No-Nickel Extremo	95	
Hybrid HSDC®	96-97	
MBT* Aqua SL	112	
MBT* Ghiaccio	109-110	
MBT* Midi Diagonali	90	
MBT* Mini Diagonali®	88	
Ricketts	82-116	
Ricketts Aqua	113	
Ricketts Midi Diagonali	91-116	
Ricketts Mini Diagonali®	87-116	
Roth	82-115	
Roth Aqua	113	
Roth Aqua SL	112	
Roth Diagonal Round	92-93	
Roth Ghiaccio	109-110	
Roth Logic Line	99-108	
Roth Midi Diagonali	89-115	
Roth Mini Diagonali®	87-115	
Roth No-Nickel Extremo	95	
Roth - self-ligating	76	
Step system 2.0	100..107	
Super Edgewise	79-114	
Tweed	81-114	
D.B. hooks Natura®	123	
D.B. Maxi mesh pad	120	
D.B. retainers	126	
D.B. tubes aesthetic	106	
D.B. tubes MIM®	117	
D.B. tubes MIM® convertible	115-116	
D.B. tubes MIM® for Step System 2.0	103	
D.B. tubes MIM® - low profile	119	
D.B. tubes MIM® No-Nickel	118	
D.B. tubes MIM® on Maxi mesh pad	107	
Demonstration dental models	191	
Dental vernier	177	
Diastema appliances	126	
Digitally-assisted indirect bonding system	85	
Direct bonding systems, vestibular	74	
Distal cutters	167-168-173	
Distalizers	27-28	
Drills for orthodontic mini implants	153	
Duplication of models	196	
Dynamometer	175	
E		
Elastic chains	142	
Elastic ligature wire	143-144	
Elastic ligatures	141-143	
Elastic tubing	144	
Elastics, intra and extraoral	146	
Etching gel	124-125	
Expanders	14..26	
Expansion measuring gauge		
for Leaf Expander®	23	
Expansion screws:		
fan-type	13	
fan-type "Ragno"	21	
Veltri type screws	24	
for palatal suture separation	14..24	
micro sectional	10	
multifunctional	24	
one-tooth	26	
POP®	6-7	
special purpose	11..13	
standard	8..10	
super micro	9-10	
three directional	12	
Extraoral facebows	155..157	
Eyelets	136	
F		
Face masks	158	
Fan-type hand wrench	34-151-153-179	
Fast Back Leone	28	
First Class Leone	27	
Flex wire	43	
Flux	188	
Functional plate accessories	30	
G		
Glitters	184	
Gloss for plaster/acrylic	185	

H		P		Screwdrivers for mini implants 151-153	
Hard wire cutter	168-173	Palatal bars	53	Self-curing resin Leocryl®	75..185
Headgear for safety modules	159	Phosphorescent additive	184	Self-ligating brackets	75..77-111-112
Headgear with chin cap	159	Plaster	185	Separators placing plier	180
Heavy duty cutter	168-170	Plate holders	28	Separators, radiopaque	142
Hydroflasks	194	Plates lateral levels	30	Silicon mounted polishers	185
Hooks for arches	136	Plier racks	196	Sleeves for face masks, facebows	159
Hooks for elastics	136	Pliers:		Slide - no friction ligatures	138..140
I		Adams clasp forming Nance style	170	Solders	188
Implants, mini orthodontic	150..154	Adams style	170	Solder powder	188
Insulator liquid for resin	185	Aderer, three jaws	165	Spring screws	26
Instrument for endoral activation	29-165	arch forming and contouring	166	Step system 2.0	100..107
Instrument for self-ligating brackets	77-179	band removers	169-172	Straight wire Beta Memoria®	49
K		bird beak - Angle style	163-172	Straight wire Leoloy®	42
Keys for expansion screws		cap remover for convertible tubes	133-175	Straight wire Memoria®	50
with safety ring leash	29	D.B. bracket remover	169-173	Straight wire, round and rect.	41
Kit boxes for bands and brackets	68	D.B. bracket tweezers	174	Surgical hooks MIM®	135
L		flat-tapered Tweed style	163	Swivel key with activation counter	25
Labial arches	54	Hollow chop	164	T	
Leaf Expander®	22-23	ligature tying-Mathieu style	180	Teeth for Typodont	193
Leocryl® - acrylic	183..185	ligature wire forming	180	Thermo insulator paste	188
Ligature cutters	168-173	light wire bending	164	Three directional expansion screws	12
Ligature low-friction - Slide	138..140	loop closing - Nance style	164	Tie-back	102-142
Ligature threader	179	loop forming - Tweed style	163-172	Tongue cribs - Mestre design	136
Ligature tucker	179	optical - Merrifield style	163	Torquing instrument for wire	165
Ligature wire	143-144	rect. arch forming - Tweed style	165-173	Trays for model base formers and study models	194
Lingual buttons - D.B., No-Nickel	113	separators placing plier	180	Tube MIM® for activators for extraoral facebows	29-131
Lingual buttons - weldable	136	surgical hook and stop crimping	167	Tubes, weldable	135
Lingual cleats	136	three jaw	170-172	Turrets	178
Lingual MIM® tubes for welding	53-131	three jaw - Aderer style	165	Tweezers	174
Lip bumpers	155	universal purpose	170	Twin Arch tubes	135
Lip retractor	180	utility offset and straight - How style	166	Twist wire	43
Lugs for elastics	136	utility - Weingart style	166-172	Twister	179
M		Young style	163	Typodont	193
M.A.D. Mandib. Advancer Device Leone	31..36	Polishing fluid for resin	185	U	
Marking pencil	195	Polishers, silicon	185	Utility instrument	175
Micro expanders	18-19	Positioning screws	26	V	
Micro expansion screws	9-10	Powder for solders	188	Veltri screws	24
Micro spring expansion screws	26	Preformed ligature ties	145	Vertical model occluder	192
Model base formers	192	Preformed ligature wires	145	W	
Modelbox	192	Press for hydroflasks	194	Wax bases for Typodont	193
Modelling spatula, Le Cron style	175	Pressure pot	193	Waxes	187-188
Models anatomical	191	Prewelding service	69	Weldable brackets	134
Model bases	192	Primers	124-125	Weldable stops for arches	136-157
Mosquito forceps	168	Protective tab for Haas-style palatal expander	15	Weldable tubes	135
Motifs for plates	184	Protective elastomeric tubing	144	Wire Beta Memoria®	49
Mucotome for mini implants	154	R		Wire for retainer 126	
N		Rapid expanders	14..26	Wire Memoria®	50
Neck pad for safety modules	159	Reamer	29	Wrench for Classic pliers	159
O		Replacement pad for pliers	169-172		
Ortho cleaner	185	Replacement tips for pliers	163-172		
Orthodontic mini implants	150..154	Round tubing	135		
S		S			
		Safety modules	159-160		
		Saws for set-up	195		
		Screwdriver	29-175		



ISTITUTO STUDI ODONTOIATRICI

EDUCATION, TRAINING, UPGRADE

Since 1982, ISO, Istituto Studi Odontoiatrici, has been operating with the purpose to promote new therapeutic techniques and to divulge dentistry and implant dentistry to ever higher standards. The Leone's teaching facility is spread out over two floors with a total surface area of 1000 square meters. In over 35 years of activity, the ISO center has hosted more than 45.000 attendees.

ISO offers a comprehensive program of courses for dental surgeons, dentists, specialists in dentistry and orthodontics.

Hands-on courses for dental technicians and commercial training in orthodontics and implant dentistry for Italian and foreign traders are also available.



STATE-OF-THE ART FACILITY

With the exception of the reception area, the first floor of the building is dedicated to the lecture rooms:

- a dental operatory equipped with 2 dental units for live demonstrations of both orthodontic and implantological interventions
- a lecture hall seating up to 40 participants, allows the doctors to visually participate in the interventions
- endoral and extraoral cameras film the procedures which are wired in to big screens in the various lecture halls at a real time
- a 18-bench dental laboratory fully equipped
- a multi-purpose lecture hall for 80 trainees has been recently endowed with the interactive learning Active Classroom environment, providing an interactive multi-media board and learners' active response tools which enable the attendees to become active participants in the courses.

On the second floor:

- our "Marco Pozzi" lecture hall seating up to 250 participants. The didactic tools available at the ISO and the high qualified lecturers make each event a profitable and memorable one for every participant.



For detailed information on courses and events visit our website: www.leone.it/english/iso
or contact the ISO reception office: Tél. +39.055.304458 - Fax +39.055.304455 - iso@leone.it

Follow us
on Facebook



CONVERSION CHARTS

inch	mm	inch	mm	inch	mm	inch	mm	inch	mm
.001	0,03	.017	0,43	.033	0,84	.049	1,24	.065	1,65
.002	0,05	.018	0,46	.034	0,86	.050	1,27	.066	1,68
.003	0,08	.019	0,48	.035	0,89	.051	1,30	.067	1,70
.004	0,10	.020	0,51	.036	0,91	.052	1,32	.068	1,73
.005	0,13	.021	0,53	.037	0,94	.053	1,35	.069	1,75
.006	0,15	.022	0,56	.038	0,96	.054	1,37	.070	1,78
.007	0,18	.023	0,58	.039	0,99	.055	1,40	.071	1,80
.008	0,20	.024	0,61	.040	1,02	.056	1,42	.072	1,83
.009	0,23	.025	0,64	.041	1,04	.057	1,45	.073	1,85
.010	0,25	.026	0,66	.042	1,07	.058	1,47	.074	1,88
.011	0,28	.027	0,69	.043	1,09	.059	1,50	.075	1,90
.012	0,30	.028	0,71	.044	1,12	.060	1,52	.076	1,93
.013	0,33	.029	0,74	.045	1,14	.061	1,55	.077	1,96
.014	0,36	.030	0,76	.046	1,17	.062	1,57	.078	1,98
.015	0,38	.031	0,79	.047	1,19	.063	1,60	.079	2,01
.016	0,41	.032	0,81	.048	1,22	.064	1,63	.080	2,03













inch	mm
1/64"	= .0156
1/32"	= .0312
1/16"	= .0625
1/8"	= .125
1/4"	= .250
3/8"	= .375
1/2"	= .5
5/8"	= .625
3/4"	= .75
7/8"	= .875
1"	= 1.0

1 mg	=	0,0154 grains
1 g	=	1000 mg = 0,0353 oz
1 Kg	=	1000 g = 2.2046 lb
1 ounce	=	28,35 g
1 pound	=	16 ounce = 0,4536 Kg

1 inch	=	25,40 mm
1 mm	=	0,0394 inch
1 N/mmq	=	145,14 p.s.i.
1 p.s.i.	=	0,00689 N/mmq

FDI SYSTEM	18	17	16	15	14	13	12	11	21	22	23	24	25	26	27	28
	48	47	46	45	44	43	42	41	31	32	33	34	35	36	37	38

CATALOGUE SYMBOLS

On the various tables of catalogue we used symbols to better indicate the characteristics of our products. Below are the symbols used:	dimensions		angulation	
	diameter		rotation of tube	
	one turn of screw		inner diameter	
	expansion		torque of bracket	
	length		torque of tube	
	height		slot	

Safety data sheets of our products can be downloaded from our web site: www.leone.it

PRODUCT LABEL SYMBOLS

The label on the package of any medical device set on the market will show the symbols in compliance with the harmonized standards. The symbols marked with a single (*) are based on the ISO 21531, ISO 15223-1 and on the 93/42EEC Directive. The symbols marked with double (**) have been instead adapted by Leone.

manufacturer's trade name and address		manufacturer's catalogue code		code number and product description in different languages	
CE mark (made in compliance with 93/42EEC Directive on class IIA or IIB medical devices)		expiry date, if the product is perishable (year/month/day)		storage temperature	
lot number * (indicated by LOT mark)		for professional use only		for single use only	
keep dry		this product contains Nickel-Chromium: possible allergic reactions		keep away from sunlight	
CE mark (made in compliance with 93/42EEC Directive on Class I medical devices)		read the documents enclosed		gamma-ray sterilized	
titanium		surgical steel		this product contains Chromium: possible allergic reactions	
autoclavable at temperature indicated		with content or presence of natural rubber latex		non-sterile	
do not use if package is damaged		read the instructions for use enclosed		bar code or Data Matrix	

REGISTERED TRADEMARKS



















*Unless otherwise indicated, the LOT number explains the date of manufacture with the key YYMMDDNN (YY year, MM month, DD day, NN Leone progressive internal number of the lot). For example: 18021902 indicates the lot no. 2 of February 19, 2018.

WARNINGS

The herewith described indications are not claimed to represent a substitution of the clinical knowledge of the licensed Professional. Patient's anamnesis, diagnosis, instrumental and laboratory exams and everything is necessary for a therapy approach must be decided by the Dental Surgeon or the Dental Doctor, who will effect the surgical intervention on the patient and who will be held the sole responsible for such intervention. The indications furnished in this catalogue are to be intended for general use only and restricted to skilled and licensed Professionals who will be held the sole responsible for the construction of the prosthesis. It is clear and accepted by the Dental Surgeon or the Dental Doctor, that the informations contained in the present catalogue have informative purpose only and they do not claim to be a substitution of the specific medical action, nor do they constitute legal relationship among Leone S.p.A., the Dental Surgeon, the Dental Doctor or even the patient. Leone S.p.A. will not assume any liability nor will furnish any warranty regarding the exactness or the connection of the information described in this catalogues.

All rights reserved. No part of this catalogue may be reproduced in any form. Due to continuing product improvements, Leone s.p.a. reserves the right to discontinue products or change the design and materials of products without notice. All Leone products are designed and manufactured for single use and once removed from the patient's mouth, must be disposed of properly. Leone s.p.a. disclaims any liability for the spread of disease or personal injury caused by reuse.



HOW TO REACH LEONE

BY AIRPLANE

from the Peretola airport "A. Vespucci", five minutes by taxi.

BY CAR

- from the highway "Autostrada del Sole", exit Firenze Aeroporto, in the direction of Florence.
 - Along the highway A11, exit Sesto Fiorentino, on your right side the Novotel and IBIS Hotel can be seen.
 - At the second traffic circle, turn on the first exit on the right (McDonald's).
- GPS coordinates: +43° 48' 4.85" N, +11° 11' 0.23" E

BY TRAIN

from the central station "Santa Maria Novella", take bus no. 30, get off in Via Pratese near the car dealer Volkswagen.

Call **+39.055.3044620**

or send an e-mail message to **info@leone.it**

for further information on Leone products or a visit to our factory.

You can also visit our web-site:

www.leone.it