



PEUGEOT

308 SW (T92)

NOT : 3705

Réf. : 1635613880

~~Hifi~~

- 1635613980

Hifi

FR NOTICE DE POSE A USAGE PROFESSIONNEL / LES PHOTOS ET LES DESSINS NE SONT PAS CONTRACTUELS
 GB FITTING INSTRUCTIONS FOR PROFESSIONAL FITTERS / THE PHOTOGRAPHS AND THE DRAWINGS ARE NOT CONTRACTUAL
 ES INSTRUCCIONES DE MONTAJE PARA USO PROFESIONAL / LAS FOTOGRAFÍAS Y LOS DIBUJOS NO SON CONTRACTUALES
 P MANUAL DE MONTAGEM PARA UTILIZAÇÃO PROFISSIONAL / AS FOTOGRAFIAS E OS DESENHOS NÃO SÃO CONTRATAIS
 DE MONTAGEANLEITUNG FÜR PROFESSIONNELLEN EINSATZ / DIE FOTOS UND DIE ZEICHNUNGEN SIND NICHT VERTRAGLICH
 IT ISTRUZIONI DI POSA AD USO PROFESSIONALE / LE FOTOGRAFIE ED I DISEGNI NON SONO CONTRATTUALI
 NL MONTAGEHANDLEIDING VOOR PROFESSIONEEL GEBRUIK / DE FOTO'S EN DE TEKENINGEN ZIJN NIET CONTRACTUEEL



T91





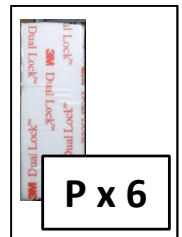
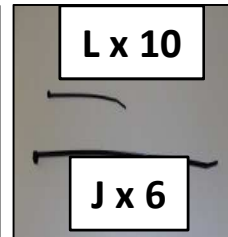


T92







Hifi





~~Hifi~~



T91 – T92





T91		p 4	08a
-----	--	-----	-----



T92		p 6	08b
-----	--	-----	-----

T91





08a



09a





T91 – T92	 p 9	15
-----------	--	----

T92



08b

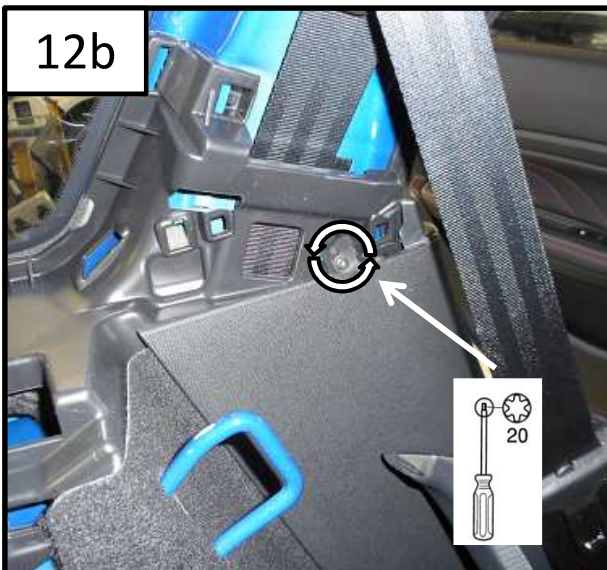
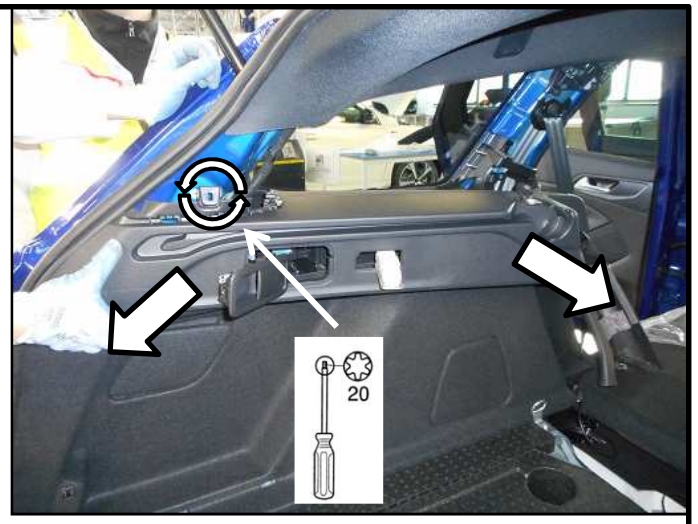



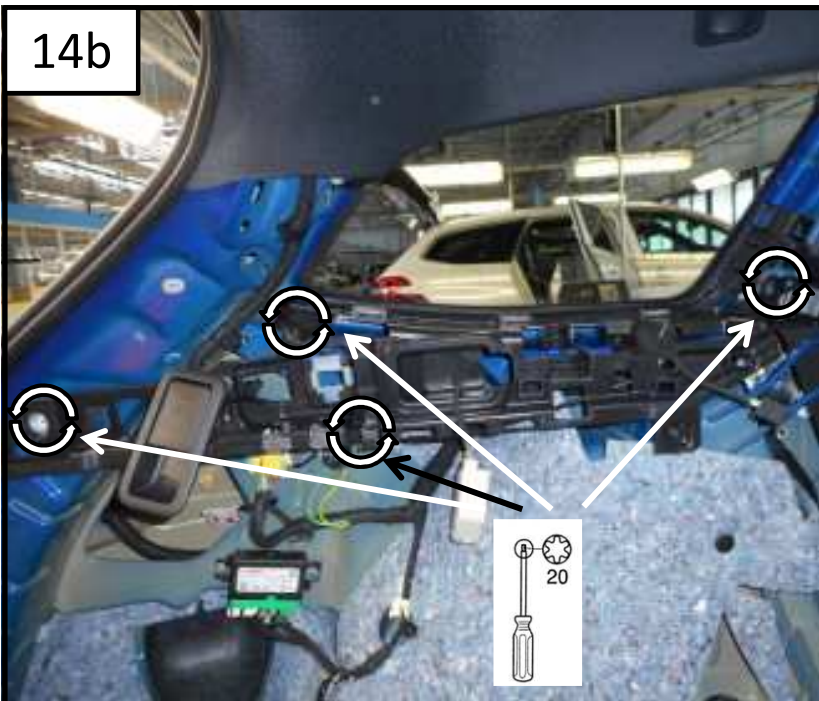
09b



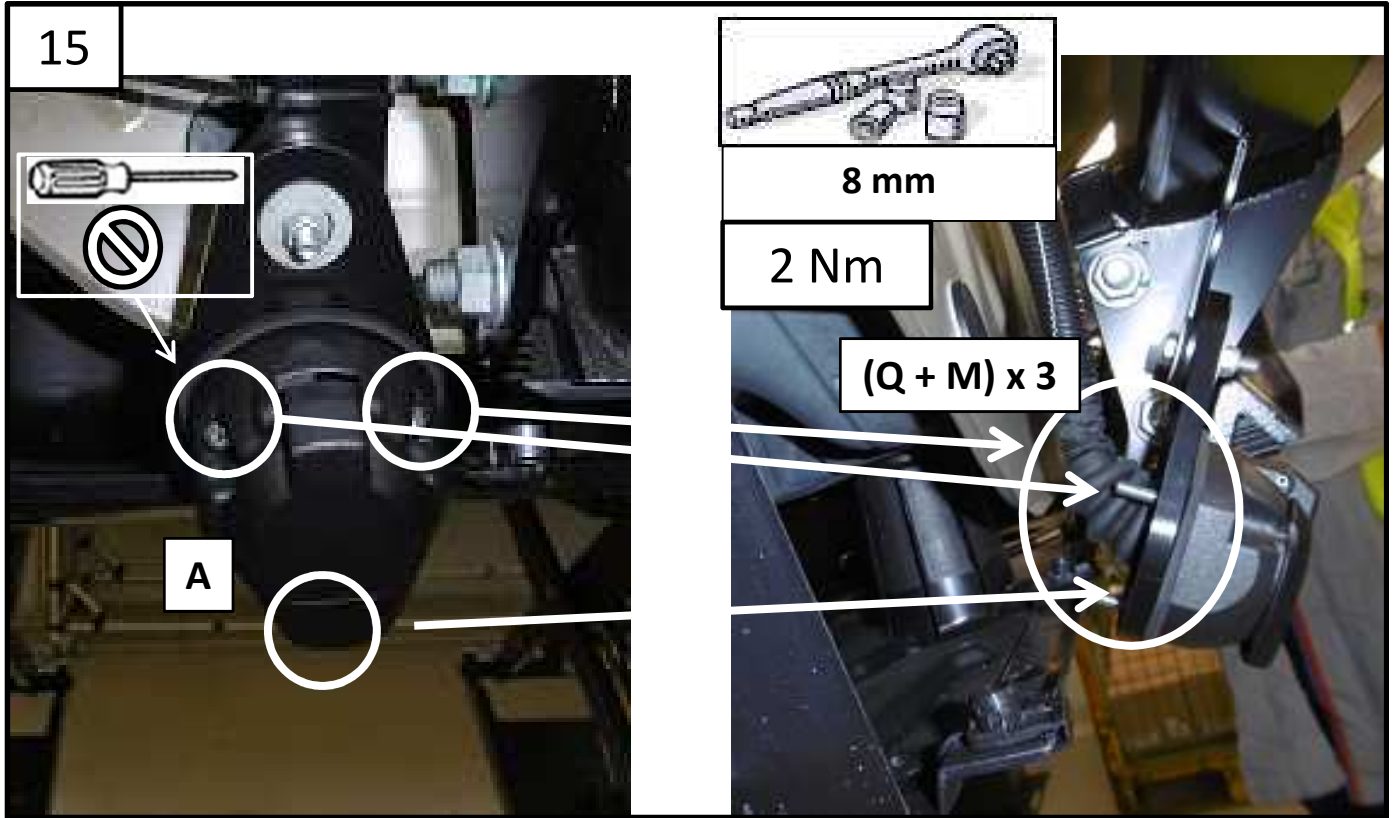
10b














T91 – T92




16



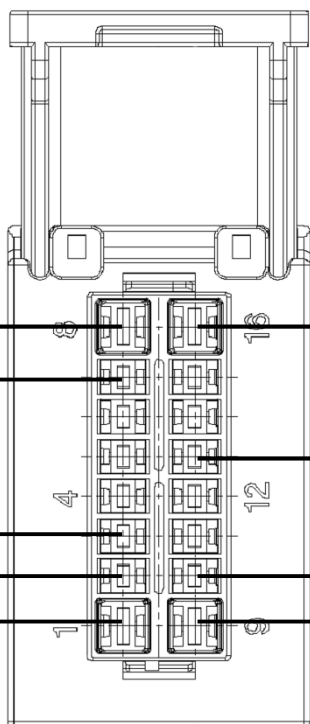
J x 5



21



+



8	YE
7	BG
6	-
5	-
4	-
3	GN
2	BK
1	RD

16	PU
15	-
14	-
13	OR
12	-
11	-
10	WH
9	BN

	BK	WH	GN	RD	YE	BN	PU	OR	BG
FR	Noir	Blanc	Vert	Rouge	Jaune	Marron	Violet	Orange	Beige
GB	Black	White	Green	Red	Yellow	Brown	Purple	Orange	Beige
ES	Negro	Blanco	Verde	Rojo	Amarillo	Marrón	Violeta	Anaranjado	Beige
P	Preto	Branco	Verde	Vermelho	Amarelo	Castanho	Violeta	Laranja	Bege
DE	Schwarz	Weiß	Grün	Rot	Gelb	Braun	Violett	Orange	Beige
IT	Nero	Bianco	Verde	Rosso	Giallo	Marrone	Viola	Arancione	Beige
NL	Zwart	Wit	Groen	Rood	Geel	Bruin	Violet	Oranje	Beige



T91		p 13	22a
-----	--	------	-----



T92		p 17	22b
-----	--	------	-----

T91



22a

P

x 2

x 2



23a


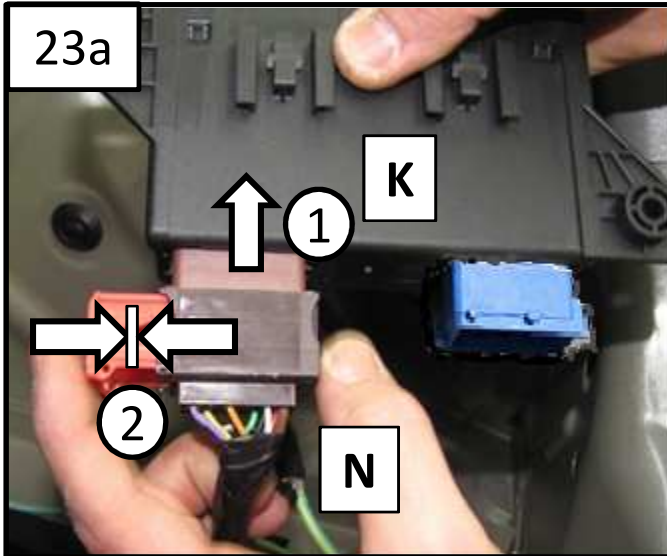
K

1


2

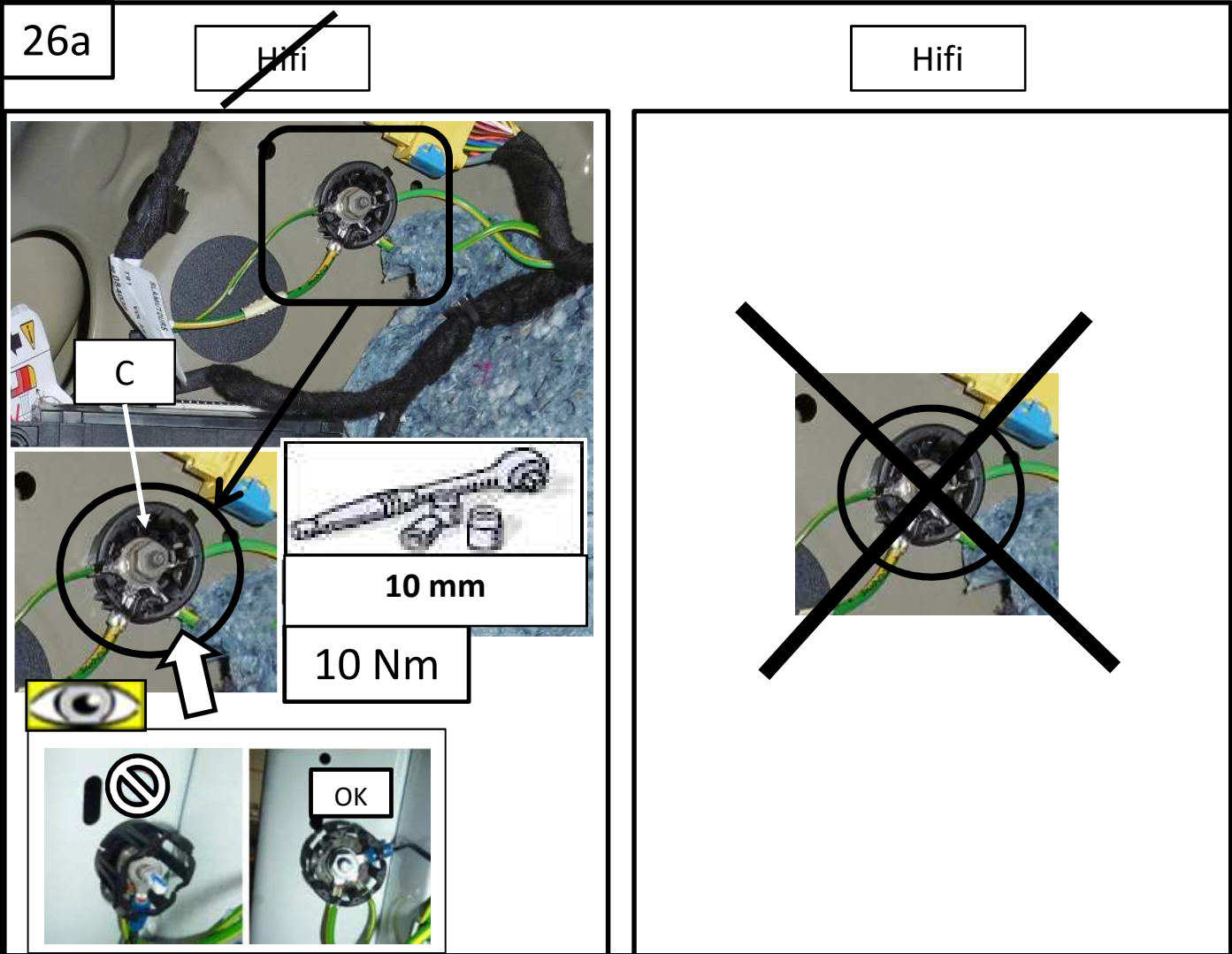



N



24a

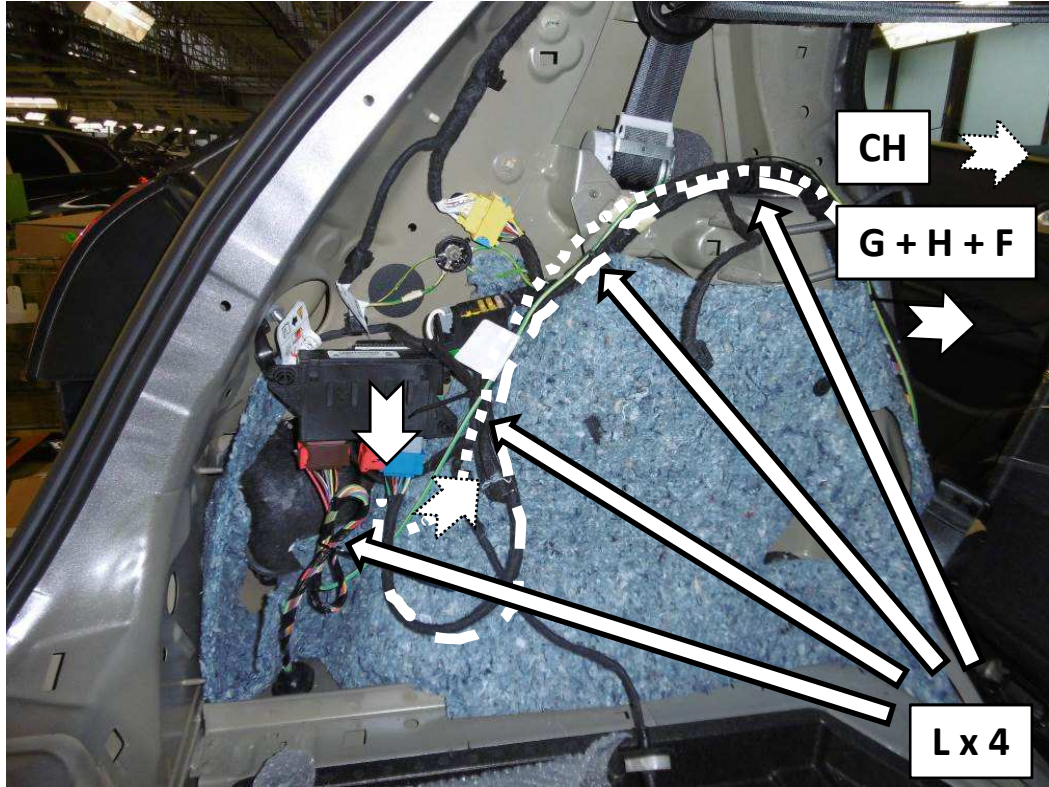





27a

~~Hifi~~

Hifi





28a

~~Hifi~~

Hifi



L x 3



T91 – T92



P 22

29

T92




22b

P



x 4

x 2




23b

K

1

2


N




1

2


D



24b




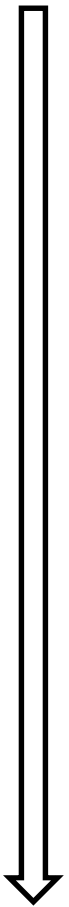

25b



26b

~~Hifi~~




Hifi



27b





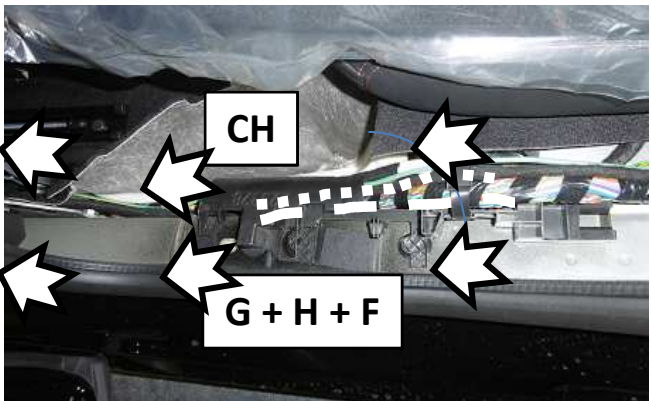



~~Hifi~~

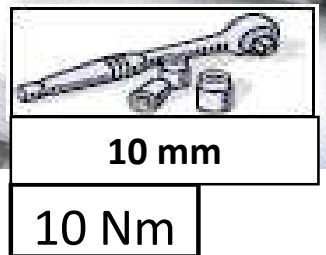

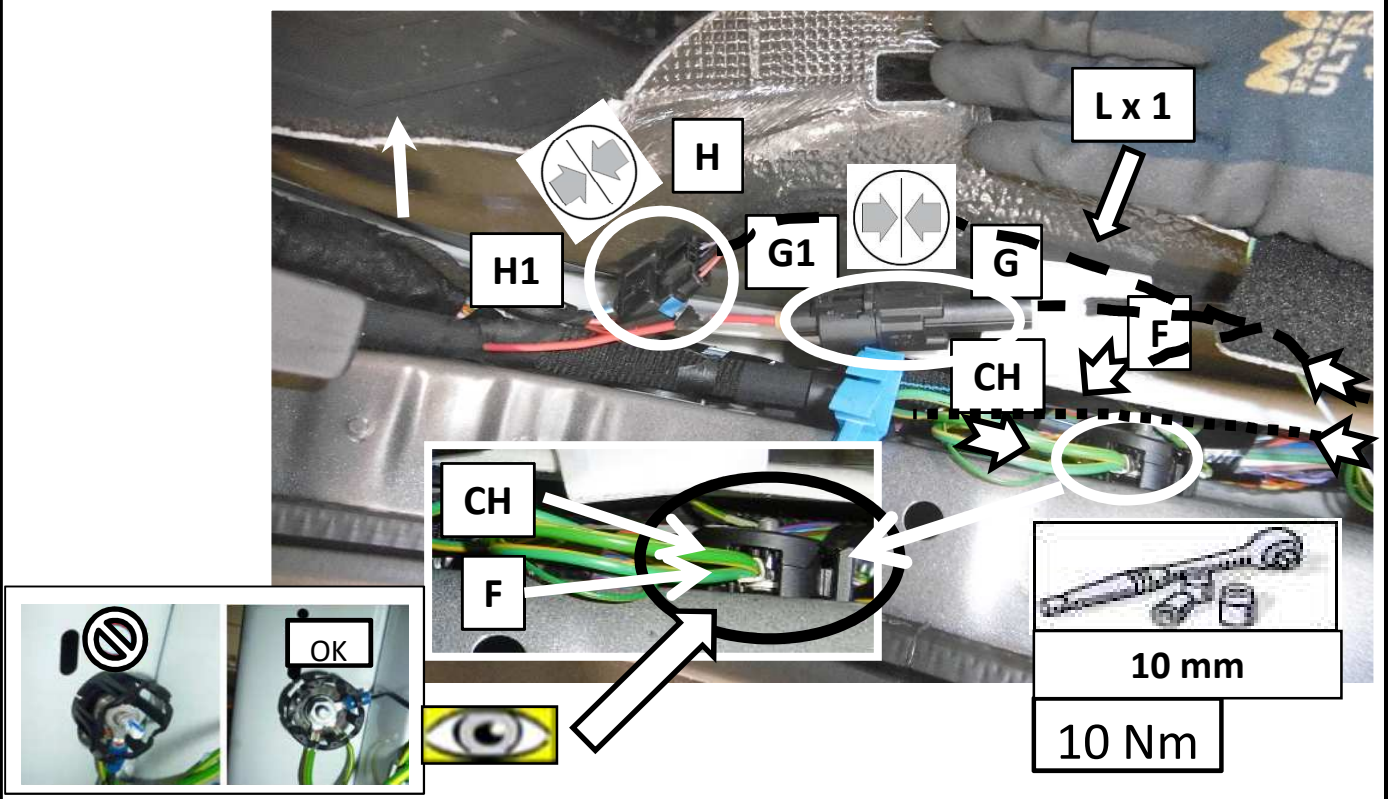
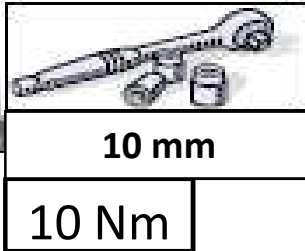
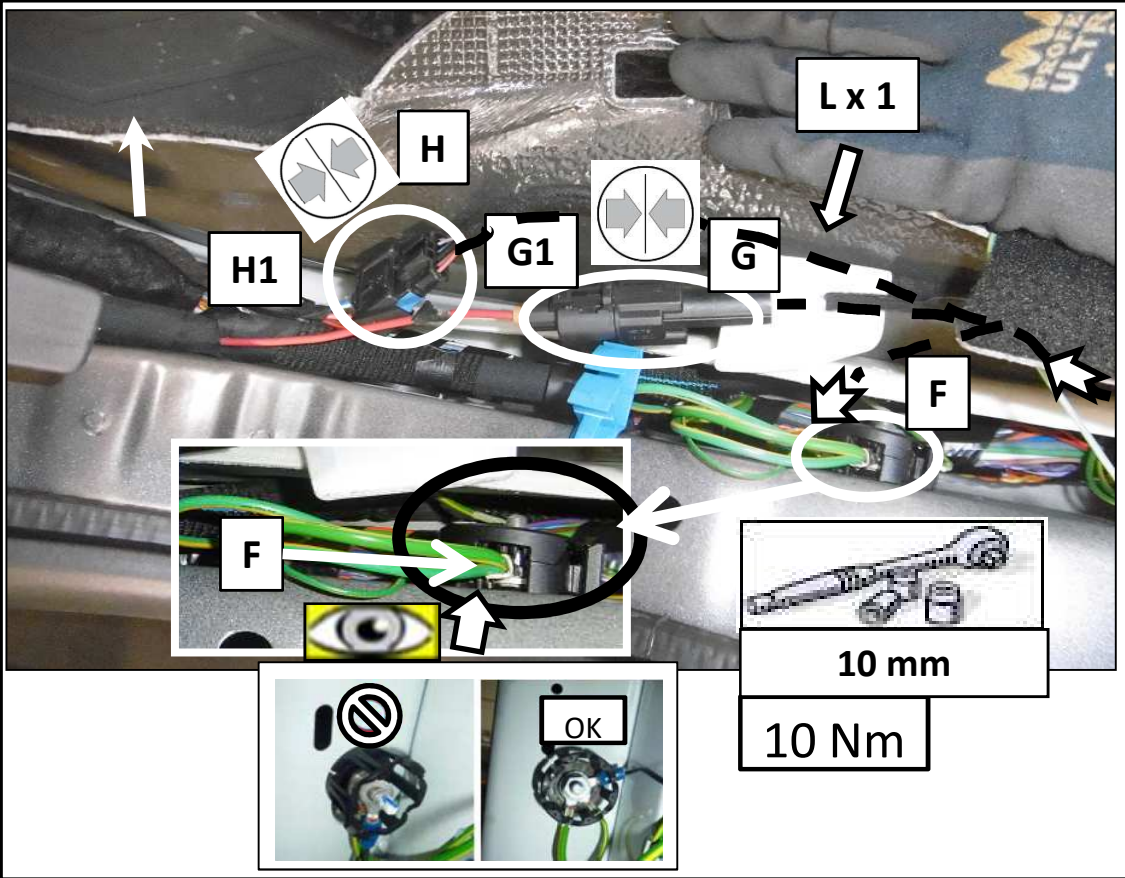
Hifi



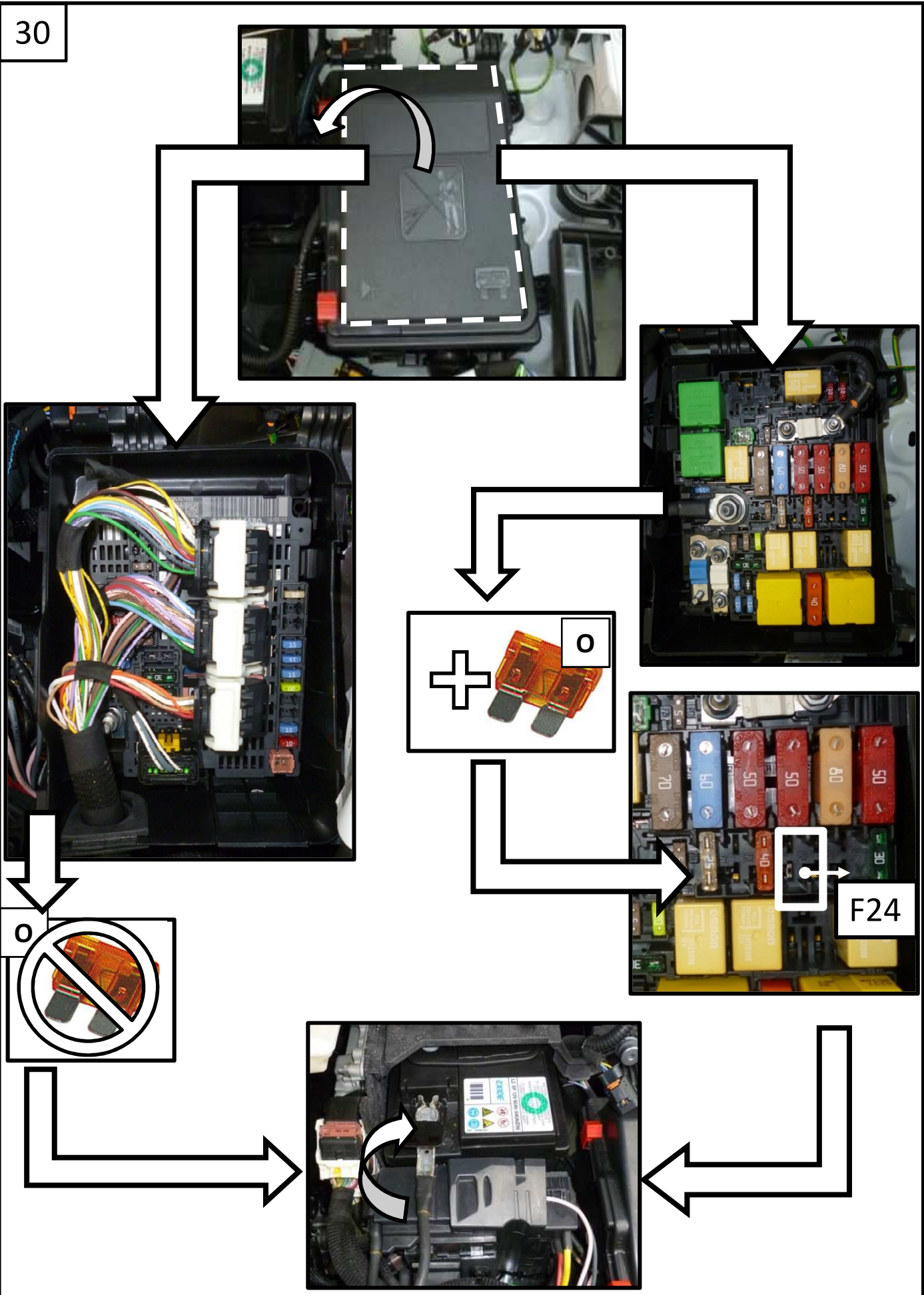
~~Hifi~~

Hifi





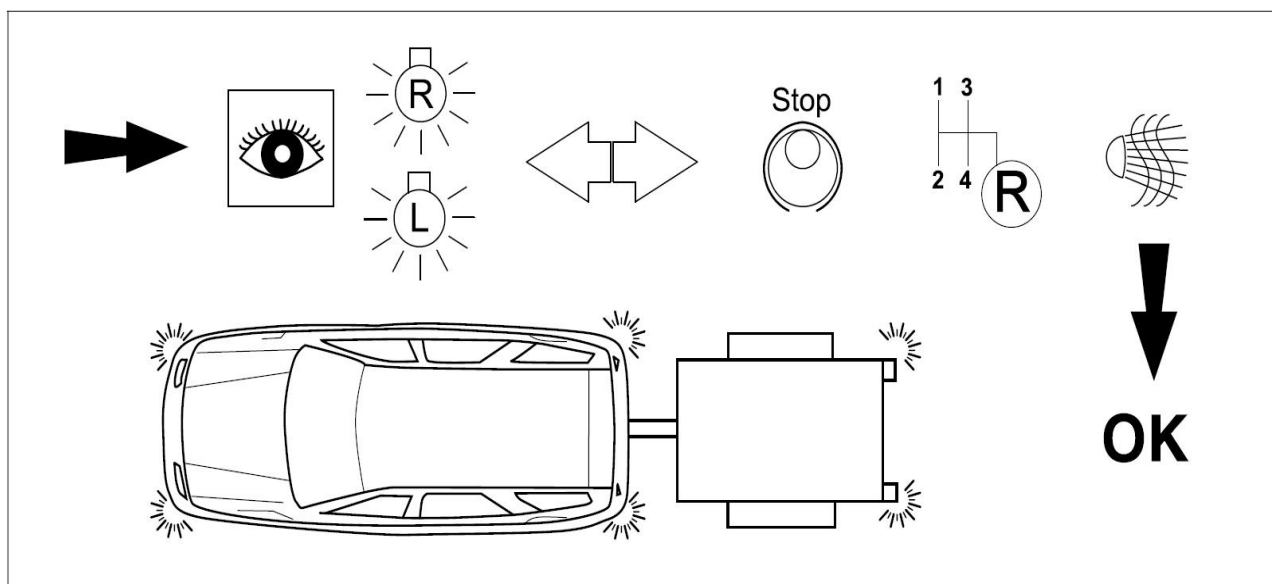
30





DIAGBOX

- A l'aide de l'outil DIAGNOSTIQUE PEUGEOT : déclarer la présence du BSR dans la BSI. Après montage du faisceau, vérifier l'absence de tout code défaut de fonctionnement.
- By means of the tool DIAGNOSTIQUE PEUGEOT : indicate the presence of the BSR (trailer control module) in the BSI. After fitting the wiring loom, check that there are no operating faults.
- Mit Hilfe des Werkzeugs DIAGNOSTIQUE PEUGEOT : Vorhandensein der Anhänger-Schalteneinheit (BSR) in der Zentralschalteneinheit BSI angeben. Nach Montage des Kabelstrangs dass kein Funktionsfehlercode vorliegt.
- Con la herramienta DIAGNOSTIQUE PEUGEOT : declarar la presencia de la BSR (Caja Servicio Remolque) en la BSI. Después del montaje del haz, comprobar que no hay ningún código de fallo de funcionamiento.
- Con lo strumento DIAGNOSTIQUE PEUGEOT : notifica la presenza della BSR (Scatola Servitù Rimorchio) nella BSI. Dopo montaggio del fascio, verificare l'assenza di qualsiasi codice difetto di funzionamento.
- Meld met van het werktuig DIAGNOSTIQUE PEUGEOT : de aanwezigheid van BSR (Boïtier Servitude Remorque– processor aanhanwagenorganen) in de BSI. Controleer na montage of er geen storingscodes worden gemeld.
- Meld hjälp av verktyget DIAGNOSTIQUE PEUGEOT : uppge närvaron av BSR (Anslutningslada för släp) i BSI. Efter monteringen av kabelsatserna, kontrollera att det inte finns några funktionsfelskoder.
- Utilizando a ferramenta DIAGNOSTIQUE PEUGEOT : declarar a presença do BSR (Boïtier Servitude Remorque = caixa de controlo do reboque) no BSI. Após a montagem da cablagem, verificar se não existe qualquer código de avaria.



T91		p 25	32a
-----	--	------	-----



T92		p 26	32b
-----	--	------	-----

T91



32a

1

2

3

4

20

2,5 Nm

Service Box

33a



T91 – T92



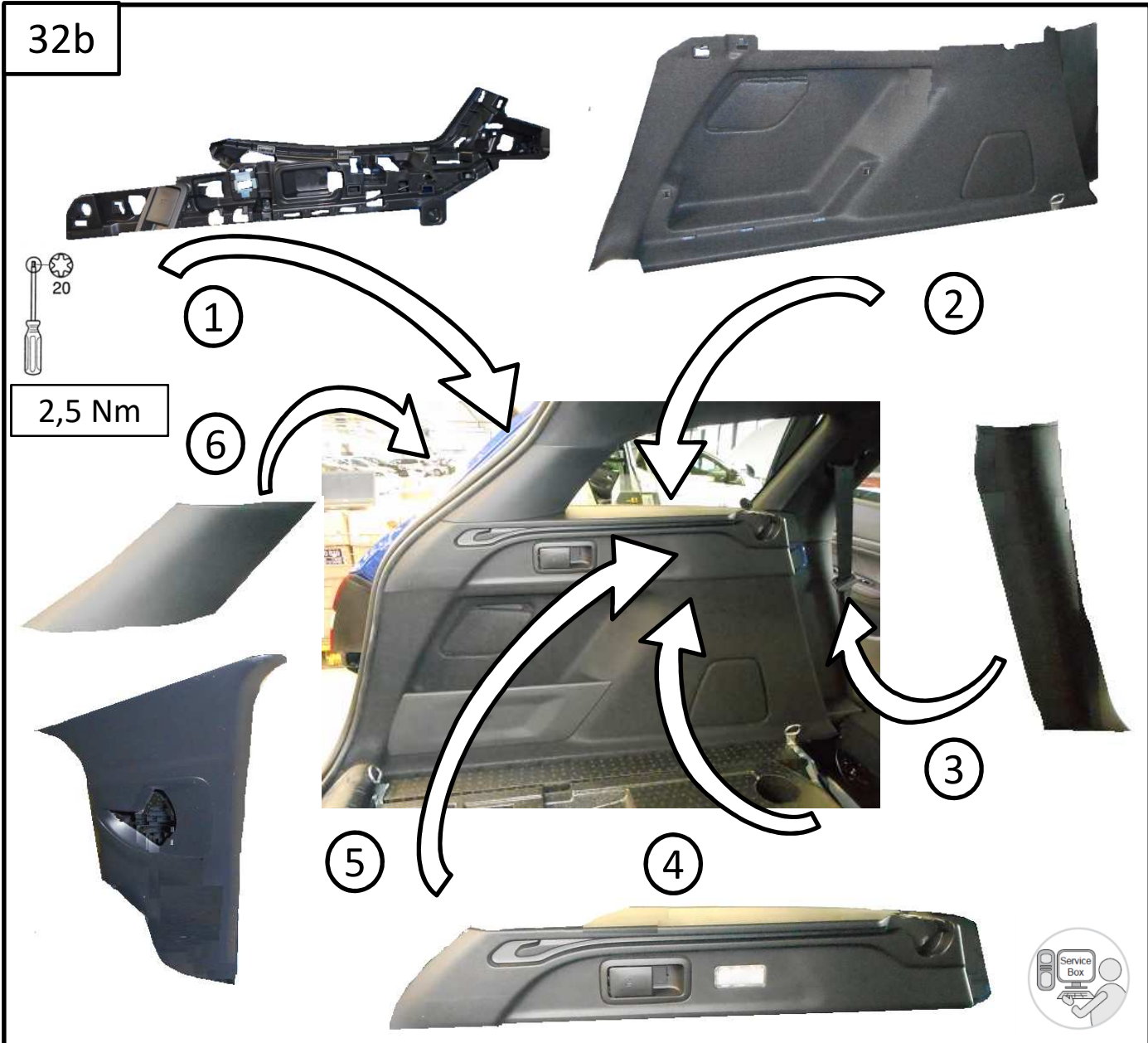
P 27

34

T92



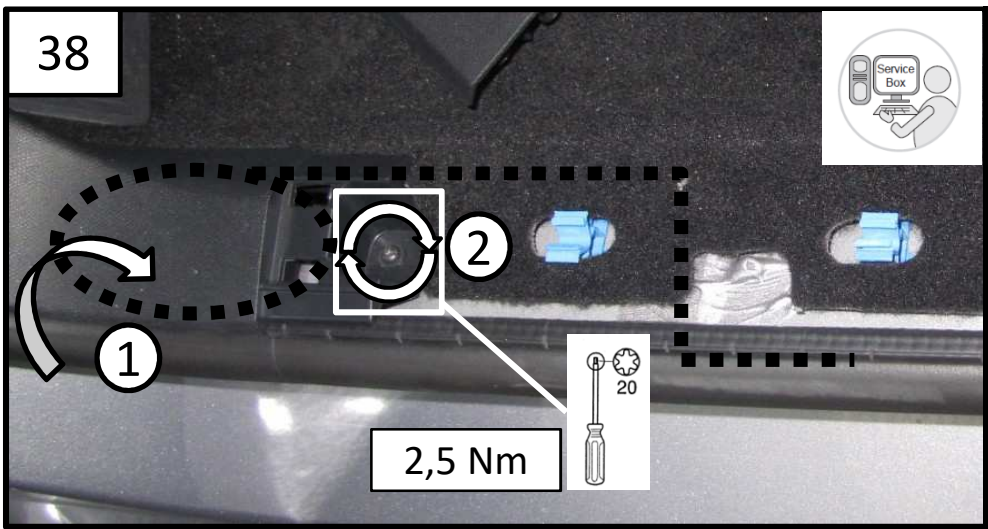




32b




33b



T91 – T92





FIN – END – FINAL – ENDE – FINE - EIND