

KANTO SAFARI ZONE RESEARCH

Analysis by [Professor Rex/Rex PHD](#)

Forward:

Recently I was working on a video to detail the top 10 rarest shiny Pokémon in generation 3. What I've stumbled upon while researching for this video is huge. For years, any knowledgeable shiny hunter would have told you that it is never worth it to throw bait in the Safari zone and that a "balls only" approach is the way to go. Until just this week I would have said the same, until I noticed something on Bulbapedia while doing research... FRLG use a very peculiar formula for determining catch rates, so I decided to dig into it a little. Using new discoveries detailed in this paper, I have found a previously unknown method to increase Chansey's catch rate by a massive 86% over balls alone.

[TO SKIP TO THE CATCH GUIDE: CLICK HERE](#)

[VIDEO VERSION OF THIS RESEARCH: CLICK HERE](#)

The Catch Factor

[From Bulbapedia Courtesy of KelvSYC:](#)

NOTE: The Following information has errors, but it was where I started

"The Safari Game mechanics were overhauled to more closely resemble the one in the Hoenn Safari Zone. Like it, there is an additional "catch factor" that begins at 100/1275 of the Pokémon's catch rate (rounded down). ... If Rocks are thrown, it will be "angry" for 2-6 turns, during which the catch factor is doubled. Being "angry" or "eating" is mutually exclusive, though modifications to the catch factors will stack (reverting to its original value whenever the Pokémon is neither "angry" nor "eating"). Whenever a Safari Ball is thrown, the catch factor is converted back to a catch rate by multiplying by 1275/100 and rounding down."

Revision as of 08:35, 4 May 2011 (edit) (undo)

[KelvSYC \(talk | contribs\)](#)

[Newer edit →](#)

It seems like nobody had considered the ramifications of the rounding that occurred after the division. If you divide a number (X), by another number (Y), floor it, and then multiply it by the same number, (Y again) the result will always be \leq the original

$$\text{FLOOR}(X/Y) * Y \leq X$$

If not for the rounding obviously the values wouldn't change $(X/Y) * Y = X$

However, since floating point numbers are not preserved, we end up with major changes to the catch rates of the Pokémon in the safari zone.

The figure below lists the changes that are made to the catch rate of each Pokémon because of this rounding. I have tested these rates using a LUA script in VBA-rerecording and the results indicate that there is in fact a lower catch rate in the Safari Zone which shall be deemed the "Base Safari Zone Catch Rate"

Kangaskhan Testing:

Odds of capture with catch rate 45 and safari ball: 9.3%

Odds of capture with catch rate 38 and Safari Ball: 8.1%

N = 5000, captures = 353, Catch rate: 7.06% Closer to 8% than 9%

Chansey Testing:

Odds of capture with catch rate 30 and safari ball: 6.2%

Odds of capture with catch rate 25 and Safari Ball: 4.9%

N = 6000, Captures = 257, Catch Rate: 4.2% Closer to 5% than 6%

Obviously not definitive but enough for our purposes here.











NOTE: All code snippets were added in May of 2020, the original document was written in August of 2019

pp_rand() update December 2020

Brock Strat update August 2023

Reviewed by Phifir

VER 6.1a (2024-06-18)

FR/LG Base Catch Rates			
Pokémon	Base Catch Rate	Catch Factor	Base Safari Catch Rate (Per Ball)
	30	2	25 (4.9%)
	45	3	38 (8.1%)
	60	4	51 (10.7%)
	75	5	63 (12.3%)
	90	7	89 (19.8%)
	120	9	114 (23.4%)
	190	14	178 (40.1%)
	225	17	216 (50.3%)
	235	18	229 (50.3%)
	255	20	255 (50.3%)

Note: This chart can be found on Bulbapedia but was made by the producer of this document ([Shiny TRex](#) on the wiki)

To dig a little deeper, I found the RAM addresses of the "Catch Factor" and played around with them a little. Some things that were discovered worth mentioning are:

- The catch factor remains modified, even after a Pokémon is no longer eating. However, it does reset if a Pokémon is no longer angry
- The catch factor can be influenced by multiple baits or rocks
- The catch factor cannot be reduced below 3, or increased above 20

Snippet of code* that demonstrates the minimum catch rate of 3 after bait

```

BattleWork_P[SAFARI_STONE] = 0; //石カウンタークリア
BattleWork_P[SAFARI_GET_COUNT] >>= 1; //捕縛係数 1/2
if (BattleWork_P[SAFARI_GET_COUNT] < 3) {
    BattleWork_P[SAFARI_GET_COUNT] = 3; //最低3捕まる
}

```

Snippet of code* that demonstrates how a catch rate is converted into a catch factor

```

//サファリ用ポケモンゲット係数
BattleWork_P[SAFARI_GET_COUNT]=
PPD[PokeParaGet(&PokeParaEnemy[0], ID_monstno)].get_rate*100/255/5;

```

Snippet of code* that shows the catch bonus of 1.5x on the Safari Ball (SAFARIBOORU)

```

//アイテムシーケンス
]const u8 BallRate[]={
    20, //ハイパーボール
    15, //スーパーボール
    10, //モンスターボール
    15, //サファリボール
}

```

Snippet of code* that demonstrates how a catch factor is converted back into a catch rate

```

//サファリボールなら近づいた回数で捕獲率を変動
if (ItemNo==ITEM_SAFARIBOORU) {
    rate=BattleWork_P[SAFARI_GET_COUNT]*5*255/100;
}

```

*Code snippets are pulled directly from the FRLG Source Code

Example: Magikarp has a base catch factor of 20,



Address	Value	Notes
0200008C	20	Catch Factor
03004FA3	0	Number of Turns
0200008A	0	Remaining Bait
0200008B	2	Flee Factor
02039994	5	Remaining Safari Balls

As we can see in the first turn the amount of remaining bait is 0

after being baited once it becomes 10,



Address	Value	Notes
0200008C	10	Catch Factor
03004FA3	1	Number of Turns
0200008A	3	Remaining Bait
0200008B	2	Flee Factor
02039994	5	Remaining Safari Balls

After the first throw it increases to 3, which means we got a roll of 3 on our bait roll

after a second time it becomes 5,



Address	Value	Notes
0200008C	5	Catch Factor
03004FA3	2	Number of Turns
0200008A	4	Remaining Bait
0200008B	2	Flee Factor
02039994	5	Remaining Safari Balls

and very importantly a third bait will reduce it to 3,



Address	Value	Notes
0200008C	3	Catch Factor
03004FA3	3	Number of Turns
0200008A	5	Remaining Bait
0200008B	2	Flee Factor
02039994	5	Remaining Safari Balls

a fourth bait will not reduce the catch factor below 3.



Address	Value	Notes
0200008C	3	Catch Factor
03004FA3	4	Number of Turns
0200008A	6	Remaining Bait
0200008B	2	Flee Factor
02039994	5	Remaining Safari Balls

Note that the amount of bait only increased from 5-6. This demonstrates the maximum of 6

A rock will increase the catch factor to 6 from 3.




Address	Value	Notes
0200008C	6	Catch Factor
03004FA3	5	Number of Turns
0200008A	0	Remaining Bait
0200008B	2	Flee Factor
02039994	5	Remaining Safari Balls


The fact that there seemed to be a minimum catch rate was exciting. This was the first time I had come across any proof to back up claims made by [kelvSYC in a Serebii post from 2010](#).

*“To determine whether a Safari Zone Pokémon is caught, you use the following formula: $S = C * (100 / 1275) * (M + 1 / B + 1)$, where C is the Pokémon's catch rate, M is the number of times you threw mud, and B is the number of times you threw bait. If S is smaller than 3, set it to 3, and if it is bigger than 20, set it to 20.”*

Although Kelv wasn't completely correct, the minimum “Catch Factor” was about to have some major repercussions for Chansey and the gang. Chansey's base catch factor is 2. The values from my RAM watch indicated that this was true. However, this minimum catch factor of 3 only applies after a bait has been thrown. Check this out...



Address	Value	Notes
0200008C	2	Catch Factor
03004FA3	0	Number of Turns
0200008A	0	Remaining Bait
0200008B	9	Flee Factor




Address	Value	Notes
0200008C	3	Catch Factor
03004FA3	0	Number of Turns
0200008A	2	Remaining Bait
0200008B	9	Flee Factor
02039994	15	Remaining Safari Balls


LGreen threw some BAIT at the CHANSEY!

This means a single bait can increase the catch rate per ball of Chansey from 4.9% to 8.1% for the rest of the encounter!

Additionally, all the Pokémon who already have a catch factor of 3 don't have it reduced by bait



Address	Value	Notes
0200008C	3	Catch Factor
03004FA3	0	Number of Turn
0200008A	0	Remaining Bait
0200008B	9	Flee Factor








Address	Value	Notes
0200008C	3	Catch Factor
03004FA3	0	Number of Turn
0200008A	2	Remaining Bait
0200008B	9	Flee Factor
02039994	5	Remaining Safari f

LGreen threw some BAIT at the TAUROS!

Flee Factor

Unlike the catch factor, which is modified each time bait or balls are thrown, the flee factor is determined once and has calculations preformed upon it without changing. The flee factor is determined by taking a Pokémon's base flee rate and multiplying it by 100/1275 then rounding down. Each Pokemon from the safari zone has a set flee rate, which was pulled from a [disassembly of Pokemon Firered](#).

FR/LG Flee Rates			
Pokémon	Base Flee Rate	Baited Flee Factor	Angered Flee Factor
	25 (10%)	1 (5%)	2 (10%)
	50 (15%)	1 (5%)	6 (30%)
	75 (25%)	1 (5%)	10 (50%)
	100 (35%)	1 (5%)	14 (70%)
	125 (45%)	2 (10%)	18 (90%)

Note: This chart can be found on Bulbapedia but was made by the producer of this document ([Shiny TRex](#) on the wiki)

The flee factor of a Pokémon cannot be less than 2 when encountered. Despite Magikarp's base flee factor being calculated as 1, it will be increased up to 2 upon encountering it.

After bait the minimum flee factor is 1, which is equal to 5%

Pseudo code for determining flee factor:

if (eating):

$$M = \frac{1}{4}$$

elif (angry):

$$M = 2$$

else:

$$M = 1$$

base flee factor = floor((Flee Rate) x 1275/100)

modified flee factor = floor((base flee factor) x M)

flee factor to use = max(modified flee factor, 2)

Snippet of code* that displays the floor of 2 (10%) to flee rates when a Pokémon is first encountered

```
//サファリ用ポケモンの逃げる率
BattleWork_P[SAFARI_ESCAPE_COUNT]=
PPD[PokeParaGet(&PokeParaEnemy[0],ID_moneno)].escape*100/255/5;
if(BattleWork_P[SAFARI_ESCAPE_COUNT] < 2){ //最低2段階
    BattleWork_P[SAFARI_ESCAPE_COUNT] = 2;
}
```

Snippet of code* that displays the floor of 1 (5%) to flee rates after bait

```
else if(BattleWork_P[SAFARI_FOOD] > 0){
    rate = BattleWork_P[SAFARI_ESCAPE_COUNT] >> 2; //逃走率1/4
    if(rate < 1){
        rate = 1; //最低1段階
    }
}
```

Bait

At the start of a turn the game will check to see if there is any bait left in front of a Pokémon. If there is, it will eat. A turn that starts with a Pokémon who is eating will have a 10% flee chance on all Pokémon with a 125 base flee rate, or a 5% chance to flee for all others. The first turn, or any turn that starts with the Pokémon watching carefully, will use the regular flee chance during the flee check.

When bait is thrown, a 'pile' of bait will be put in front of the Pokémon. Each time a bait is thrown this pile will increase by 2-6 'bites' of bait, to a maximum of six bites of bait. For example: if a Pokémon who is already eating and still has 3 'bites' of bait in front of it gets given more bait the pile will increase by 2, or 3 as it cannot surpass 6. From what I can tell, the odds of giving any amount of bait seems to be evenly distributed, so there is a 1/5 chance to give 2 'bites' of bait, just as there is a 1/5 chance to give 4.

```
Snippet of code* that demonstrates how adding bait works
//餌カウンター加算
BattleWork_P[SAFARI_FOOD] += pp_rand()*5+2;
if(BattleWork_P[SAFARI_FOOD]>6){
    BattleWork_P[SAFARI_FOOD] = 6;
}
```

At the start of a turn the game will preform a flee check. This begins by having the amount of bait reduced by one, and then seeing if there is any bait remaining. If there is at least one bait left the flee check will be done with reduced rates. Since the flee check is done at the start of the turn, bait does not take effect on a "watching carefully" Pokémon until the next turn. On the first turn, even if bait is thrown the flee check will use full flee factor odds.

Once the ball or bait have been thrown the game will check for the results of the flee check that was preformed at the start of the turn. The flee check is done by generating a random number from 0-99 inclusive, and comparing it to 5x the flee factor. If the random number is less, the flee check is successful. A successful flee check will cause the Pokémon to flee; otherwise the next turn will take place. Pokémon with a base flee rate of 125 have a flee factor of 9; this results in a 45% chance to flee. An eating Pokémon will have a flee rate of 10% per turn if it's base flee rate is 125, or 5% otherwise.

At the very start of each turn the amount of bait will be reduced by one. This decrease will take place even if bait was just thrown so the maximum number of 'bites'/turns of bait that can be stacked is equal to the max pile size - 1 = (6) - 1 = 5 Turns. Since the minimum roll of a bait throw is 2 the lowest number of "eating" turns that can be granted from a bait roll is one.

It should be noted that contrary to Bulbapedia and other sources this means that the number of turns of anger or eating granted from rocks/bait is 1-5 instead of 2-6

Snippet of code* that demonstrates how eating checks work

```
}else if(BattleWork_P[SAFARI_FOOD] > 0){
    --BattleWork_P[SAFARI_FOOD];
    if(BattleWork_P[SAFARI_FOOD] == 0){
        //餌カウンターが0でも捕縛係数はリセットしなくて良い
        ServerWork[5] = 0; //メッセージNo
    }else{
        ServerWork[5] = 2; //メッセージNo
    }
}
else{
    ServerWork[5] = 0; //メッセージNo
}
```

This code runs at the start of the turn, will see if there is any bait remaining, and reduce the total by one. It then sees if there is any bait left and preforms a flee check. This flee check's success is stored to be used at the end of the turn.

This code multiplies the flee factor by 5 and compares it to a random value between 0 & 99, less causes a flee

Snippet of code* that demonstrates how the flee checks work

```
rate=BattleWork_P[SAFARI_ESCAPE_COUNT]*
dif //if RGSAFARI_EFFECTIVE
rnd=pp_rand()*100;

if(rnd<rate){ //逃げる
    AISeqAdrs=(u8 *){(AISeqAdrs[1]<< 0)
                    (AISeqAdrs[2]<< 8)
                    (AISeqAdrs[3]<<16)
                    (AISeqAdrs[4]<<24)
    }
}else{ //逃げない
    AISeqAdrs+=5;
}
```

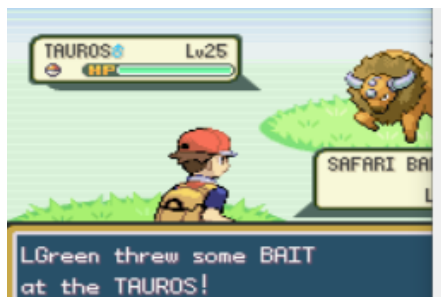
Example: Two 'bites' of bait are added to the pile on the first throw, 1 eating turn is granted.

To see bait stacking effects, refer to the Magikarp example

Tauros is encountered and has no bait in front of it, for this turn it is considered to be 'watching carefully'

Address	Value	Notes
0200008C	3	Catch Factor
03004FA3	0	Number of Turn
0200008A	0	Remaining Bait
0200008B	9	Flee Factor

A bait is thrown and 2 bait is added to the pile. Flee check will be performed with a 45% flee rate




Address	Value	Notes
0200008C	3	Catch Factor
03004FA3	0	Number of Turns
0200008A	2	Remaining Bait
0200008B	9	Flee Factor
02039994	5	Remaining Safari Balls

Amount of bait is reduced by one. The game will perform the eating check. Since there is bait the Pokémon will be eating for this turn's flee check.




Address	Value	Notes
0200008C	3	Catch Factor
03004FA3	0	Number of Turns
0200008A	1	Remaining Bait
0200008B	9	Flee Factor
02039994	5	Remaining Safari Balls

After a bait or a ball is thrown the Flee check will occur. Since the Pokémon is eating the odds of it fleeing will be 10%



Address	Value	Notes
0200008C	3	Catch Factor
03004FA3	1	Number of Turns
0200008A	1	Remaining Bait
0200008B	9	Flee Factor
02039994	4	Remaining Safari Balls

If the Flee check is unsuccessful the Pokémon will not flee, bait is reduced by one and the 'Eating check' is performed. Since there is no bait remaining, it will be watching carefully this turn.



Address	Value	Notes
0200008C	3	Catch Rate
03004FA3	1	Number of Turns
0200008A	0	Remaining Bait
02000089	0	Remaining Anger
0200008B	9	Flee Factor
02039994	4	Remaining Safari Balls























































THE NUMBERS! (EXCITING STUFF)

I've created a program, which works with all the new information that I have discovered to calculate the probabilities of catching Pokémon in the Safari Zone. [Source Code can be found here!](#)

Prior to what was previously accepted, I have determined the odds of successfully catching Chansey goes from 10.28% to 19.08% by utilizing a pattern of both bait and balls.

Full output of the program can be found at the [end of this document](#).

Utilizing bait effectively can save you hundreds of thousands of encounters in your hunt for any of the rarer spawns.

	Pokémon	Encounter Method	Base Encounter Rate	Best Repel Trick Encounter Rate	Odds of Capture (Balls Only)	Odds of capture (Optimal)	Average # of encounters to FIND a shiny (Best Rate)	Average # of encounters to CATCH a shiny (Balls Only)	Average # of encounters to CATCH a shiny (Optimal)
	Dragonair (Level 25)		0.091%		16.35%	19.08%	9,015,878	55,137,504	47,258,142
	Dragonair (Underleveled)		0.454%		16.35%	19.08%	1,803,176	11,027,501	9,451,628
	Dragonair		1%		16.35%	19.08%	819,650	5,012,653	4,296,326
	Chansey (Level 23)		1%	1.54%	10.28%	19.08%	532,730	5,184,695	2,792,389
	Chansey		4%	5.33%	10.28%	19.08%	153,713	1,495,978	805,709
	Tauros		4%	6.15%	16.35%	19.08%	133,183	814,491	698,097
	Kangaskhan		4%	8%	16.35%	19.08%	102,450	626,543	537,008
	Scyther (FR)		4%	9.09%	16.35%	19.08%	90,112	551,089	472,336
	Pinsir (LG)		4%	9.09%	16.35%	19.08%	90,112	551,089	472,336
	Dratini		14.99%		20.08%	33.13%	54,643	272,125	164,767
	Parasect		5%	25%	35.98%	38.62%	32,768	91,071	84,734
	Paras		15%		82.21%		54,643	66,471	
	Venonat		15%	18.75%	82.21%		43,691	53,147	
	Seaking (Underleveled)		40.03%		32.29%	38.62%	20,463	63,376	52,915
	Exeggcute		20%	33.33%	49.59%		24,578	49,567	
	Poliwhg		19.99%		87.07%		40,983	47,066	
	Rhyhorn		20%	40%	54.99%		20,480	37,241	
	Venomoth		5%	100%	35.98%	38.62%	8,192	22,768	21,183
	Nidoran♀ (LG)		20%	50%	87.07%		16,384	18,816	
	Nidoran♂ (FR)		20%	50%	87.07%		16,384	18,816	
	Goldeen		60.02%		87.07%		13,648	15,674	
	Doduo		20%	64.52%	82.21%		12,697	15,445	
	Nidorina (LG)		10%	100%	54.99%		8,192	14,897	
	Nidorino (FR)		10%	100%	54.99%		8,192	14,897	
	Slowpoke (LG)		100%		82.21%		8,192	9,965	
	Psyduck (LG)		100%		82.21%		8,192	9,965	
	Magikarp		100%		90.99%		8,192	9,003	

[The Above Chart can be found here](#)

OPTIMAL PATTERNS:

To determine the optimal patterns for each bait-benefiting Pokémon I created a function that ran through many, many simulations of bait patterns. This allowed me to determine algorithms that give players the absolute highest probability to catch Pokémon with any number of remaining balls. These patterns are not just guessed either. They have been determined by comparing them against thousands, and in some cases hundreds of thousands, of other possibilities.

Chansey:

Chansey sees a huge 85.65% improvement to its success rate with an optimal pattern. (10.28% vs 19.08%)

Snagging a catch rate-improvement and a flee-rate reduction is a huge buff to get from a single bait. Don't miss your chance(y) and stuff your target full of bait!

If you encounter a Chansey that you wish to capture take a note of your current balls and use the corresponding pattern from [Look-up Table 1](#). After a bait has been thrown Chansey's catch factor will be increased to 3. If it begins to 'watch carefully' take note of your remaining number of balls and refer to [Look-up Table 2](#). Discard the pattern you had been using previously and start over with the new pattern.

It is interesting to note that Chansey benefits so greatly from bait that even if you encounter one with only two balls left you are more likely to capture it if you open with a bait instead of just throwing both balls. (7.47% vs 8.13%)

Dragonair, Tauros, Scyther, Pinsir, & Kangaskhan:

These Pokémon do not benefit as greatly from bait as Chansey; however, their success rate does improve by 16.66% with an optimal pattern. (16.35% vs 19.08%) It might not be much but when rolling the dice with a shiny Pokémon every little bit helps!

Since each of these Pokémon have a standard catch-factor of 3, bait will not make them any less likely to be captured; however, it will reduce their probability to flee from 45% to just 10% until they stop eating.

When you encounter one of these Pokémon take note of your current balls and use the corresponding pattern from [Look-up Table 2](#). If it begins to 'watch carefully' take note of your remaining balls and refer to [Look-up Table 2](#) once again. Discard the pattern you were using and start over with the new pattern.

The odds still aren't great but with a little luck hopefully they will stay in the ball.

Dratini:

Dratini is the only Pokémon in the FR/LG Safari Zone with a base flee rate of 100. With a slightly lower chance to flee (35% vs 45%) than other rare Pokémon, the patterns end up being quite different. Since it's flee rate while eating is just 5% per turn Dratini has the best odds of capture with a more conservative bait pattern; often utilizing a bait followed by just two balls. Dratini sees a massive improvement of 64.99% to its success rate with an optimal pattern. (20.08% vs 33.16%)

To capture Dratini take note of your remaining balls and use the corresponding pattern from [Look-up Table 3](#). If it begins to 'watch carefully' take note of your remaining balls and refer to [Look-up Table 3](#) once again. Discard the pattern you were using and start over with the new pattern.

Seaking:

Seaking is an interesting case, with the prior assumption that flee rates were always floored at 10% it wasn't initially thought to benefit from bait. However, the source code leak revealed that there is a 5% floor after bait. With this Seaking gains a 19.76% improvement to its success rate with bait (32.29% vs 38.67%) even after taking a slight hit to its catch rate (10.66% -> 8.09%).

To capture Seaking take a note of your current balls and use the corresponding pattern from [Look-up Table 4](#). After a bait has been thrown Seaking's catch factor will be reduced to 3. If it begins to 'watch carefully' take note of your remaining number of balls and refer to [Look-up Table 6](#). Discard the pattern you had been using previously and start over with the new pattern.

Parasect & Venomoth:

Parasect and Venomoth are very similar to Seaking, they just take a slightly bigger hit to their per-ball catch rate after using bait (12.33% -> 8.09%). However, they still see a 7.48% improvement to their success rate with bait (35.98% vs 38.67%).

To capture Parasect or Venomoth take a note of your current balls and use the corresponding pattern from [Look-up Table 5](#). After a bait has been thrown their catch factor will be reduced to 3. If the Pokémon begins to 'watch carefully' take note of your remaining number of balls and refer to [Look-up Table 6](#). Discard the pattern you had been using previously and start over with the new pattern.

Look-up Tables:

There are three look up tables listed below. They are to be used in conjunction with the instructions found above. To use these charts effectively just take your number of balls and use the corresponding pattern until you: catch the Pokémon, it flees, or it begins to 'watch carefully' (runs out of bait). If the Pokémon begins to watch carefully take your number of remaining balls and start fresh with the given pattern from the correct table.

Look-up Table 1 is only to be used on Chansey that have not yet have bait thrown at them. After throwing bait once its catch rate will be increased for the rest of the encounter. At which point it is effectively the same as most other rare Safari Zone Pokémon. If Chansey begins to watch carefully and at least one bait has been thrown at it refer to Look-up Table 2.

Look-up Table 2 is created for all Pokémon who have a [catch factor](#) of 3 and a [flee rate](#) of 125. This includes Dragonair, Tauros, Scyther, Kangaskhan, Pinsir. It also includes Chansey who have eaten bait. Use this table as described in "Optimal Patterns" above.

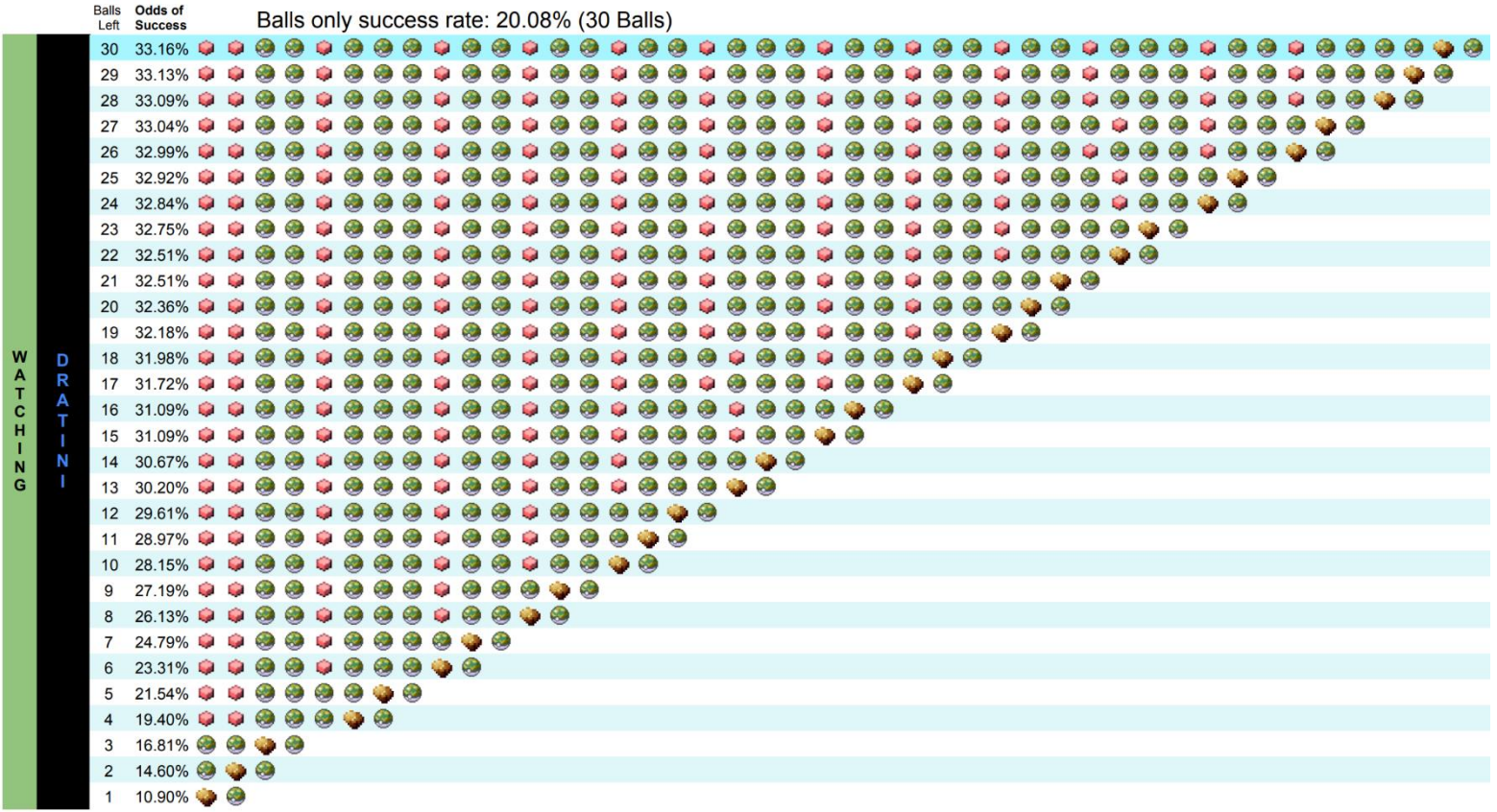
Look-up Table 3 is created for catch factor 3, flee rate 100 Pokémon. This only includes Dratini. Use this table as described in "Optimal Patterns" above.

Look-up Table 4 is only to be used on Seaking that have not yet have bait thrown at them. After throwing bait its catch rate will be decreased for the rest of the encounter. At which point it is effectively the same as a Pokémon with a catch factor of 3, and a flee rate of 75. If Seaking begins to watch carefully and at least one bait has been thrown at it refer to Look-up Table 6. Use this table as described in "Optimal Patterns" above.

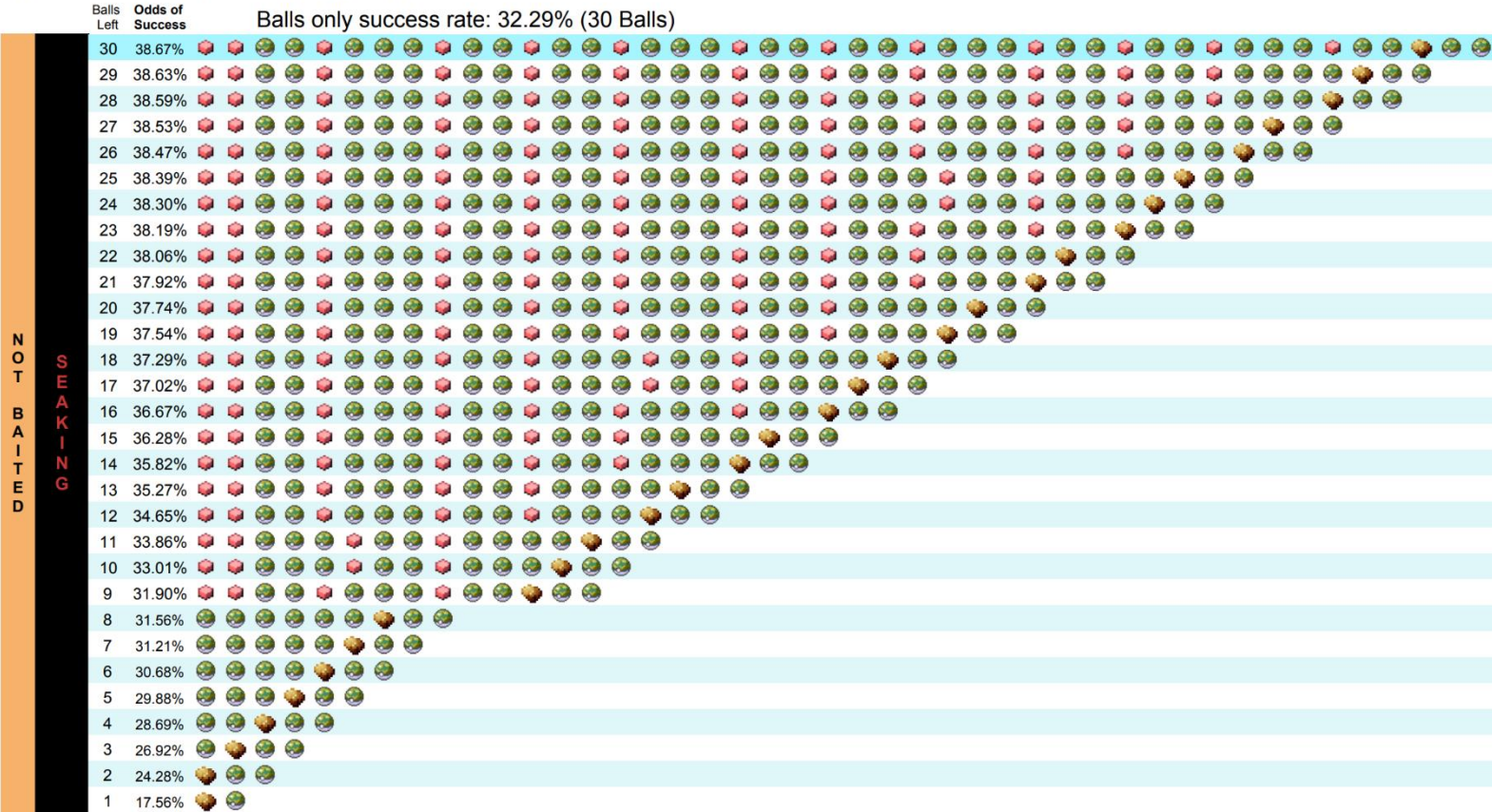
Look-up Table 5 is only to be used on Parasect or Venomoth that have not yet been baited. After throwing bait their catch rate will be decreased for the rest of the encounter. At which point it is effectively the same as a Pokémon with a catch factor of 3, and a flee rate of 75. If the Pokémon begins to watch carefully and at least one bait has been thrown at it refer to Look-up Table 6. Use this table as described in "Optimal Patterns" above.

[High Resolution Look-up Charts can be found here](#)

Look-up Table 3: Dratini



Look-up Table 4: Non-Baited Seaking



Look-up Table 5: Non-Baited Venomoth & Parasect

Balls only success rate: 35.98% (30 Balls)

Balls Left	Odds of Success	Visual Representation
30	38.67%	30 balls, 10 success (green), 20 failure (red)
29	38.63%	29 balls, 10 success (green), 19 failure (red)
28	38.59%	28 balls, 10 success (green), 18 failure (red)
27	38.53%	27 balls, 10 success (green), 17 failure (red)
26	38.47%	26 balls, 10 success (green), 16 failure (red)
25	38.39%	25 balls, 10 success (green), 15 failure (red)
24	38.30%	24 balls, 10 success (green), 14 failure (red)
23	38.19%	23 balls, 10 success (green), 13 failure (red)
22	38.06%	22 balls, 10 success (green), 12 failure (red)
21	37.92%	21 balls, 10 success (green), 11 failure (red)
20	37.74%	20 balls, 10 success (green), 10 failure (red)
19	37.54%	19 balls, 10 success (green), 9 failure (red)
18	37.29%	18 balls, 10 success (green), 8 failure (red)
17	37.02%	17 balls, 10 success (green), 7 failure (red)
16	36.67%	16 balls, 10 success (green), 6 failure (red)
15	36.28%	15 balls, 10 success (green), 5 failure (red)
14	35.91%	14 balls, 10 success (green), 4 failure (red)
13	35.87%	13 balls, 10 success (green), 3 failure (red)
12	35.82%	12 balls, 10 success (green), 2 failure (red)
11	35.73%	11 balls, 10 success (green), 1 failure (red)
10	35.60%	10 balls, 10 success (green), 0 failure (red)
9	35.40%	9 balls, 10 success (green), 0 failure (red)
8	35.10%	8 balls, 10 success (green), 0 failure (red)
7	34.63%	7 balls, 10 success (green), 0 failure (red)
6	33.93%	6 balls, 10 success (green), 0 failure (red)
5	32.86%	5 balls, 10 success (green), 0 failure (red)
4	32.76%	4 balls, 10 success (green), 0 failure (red)
3	31.24%	3 balls, 10 success (green), 0 failure (red)
2	28.52%	2 balls, 10 success (green), 0 failure (red)
1	20.97%	1 ball, 10 success (green), 0 failure (red)

NOT BAITED VENOMOTH PARASECT

Look-up Table 6: Flee Rate 25%, Catch Factor 3

Balls Left	Odds of Success	Visual Representation
30	38.67%	30 balls, 10 success (green), 20 failure (red)
29	38.63%	29 balls, 10 success (green), 19 failure (red)
28	38.59%	28 balls, 10 success (green), 18 failure (red)
27	38.53%	27 balls, 10 success (green), 17 failure (red)
26	38.47%	26 balls, 10 success (green), 16 failure (red)
25	38.39%	25 balls, 10 success (green), 15 failure (red)
24	38.30%	24 balls, 10 success (green), 14 failure (red)
23	38.19%	23 balls, 10 success (green), 13 failure (red)
22	38.06%	22 balls, 10 success (green), 12 failure (red)
21	37.92%	21 balls, 10 success (green), 11 failure (red)
20	37.74%	20 balls, 10 success (green), 10 failure (red)
19	37.54%	19 balls, 10 success (green), 9 failure (red)
18	37.29%	18 balls, 10 success (green), 8 failure (red)
17	37.02%	17 balls, 10 success (green), 7 failure (red)
16	36.67%	16 balls, 10 success (green), 6 failure (red)
15	36.28%	15 balls, 10 success (green), 5 failure (red)
14	35.82%	14 balls, 10 success (green), 4 failure (red)
13	35.27%	13 balls, 10 success (green), 3 failure (red)
12	34.65%	12 balls, 10 success (green), 2 failure (red)
11	33.86%	11 balls, 10 success (green), 1 failure (red)
10	33.01%	10 balls, 10 success (green), 0 failure (red)
9	31.90%	9 balls, 10 success (green), 0 failure (red)
8	30.67%	8 balls, 10 success (green), 0 failure (red)
7	29.23%	7 balls, 10 success (green), 0 failure (red)
6	27.64%	6 balls, 10 success (green), 0 failure (red)
5	25.54%	5 balls, 10 success (green), 0 failure (red)
4	22.94%	4 balls, 10 success (green), 0 failure (red)
3	20.36%	3 balls, 10 success (green), 0 failure (red)
2	17.81%	2 balls, 10 success (green), 0 failure (red)
1	12.58%	1 ball, 10 success (green), 0 failure (red)

WATCHING & BAITED SEAKING VENOMOTH PARASECT

If anyone can find better patterns, I would be extremely interested to hear your ideas. All of my [source code can be found here](#) and I can be emailed directly at: the.professor.rex@gmail.com

What's the Deal with pp_rand()?

A footnote on random number generation in the Safari Zone

In Pokémon Firered/Leafgreen the starting seed is determined when you go from the start screen into the game. This seed will be in the form of an unsigned 16-bit integer.

It is then transferred to a variable called r_next
This is an unsigned long integer (32 bits)
this can store a number between 0 -> 4,294,967,295
This results in (2^32) possible states for the r_next variable.
For PRNG (pseudo-random number generation) advancements an arbitrary function is applied to r_next.

To generate a 16-bit seed for random calls:
r_next is divided by 65,536 (which is equal to 2^16)

```
ul6 pp_rand(void)
{
    // r_next = r_next *1103515245L + 12345;
    r_next = r_next *1103515245L + 24691;
    return (ul6) (r_next / 65536L) ;
}

void pp_srand(ul6 seed)
{
    r_next = seed;
}
```

When the random number call is preformed there is an issue though...
The seed has an even distribution among all results of 0-65535
however, the safari zone flee checks use a modulo 100 expression to roll a random number between 0-99

65,6536 is not evenly divisible by 100 so there is an uneven distribution for probability of rolls.

seed % 100 has a:
656/65536 probability to generate a number between 0 -> 35 (per number)
and a
655/65536 probability to generate a number between 36 -> 99 (per number)

This means with Chansey's flee check of 45 is slightly more likely to succeed (causing a flee) than 45%

The real probability to flee is equal to:
(36 * 656/65536) + (9 * 655/65536)
= 29511/65536
≈ 45.0302%

A similar (though much less impactful) issue arises with the game's bait throwing mechanics.
Since 65,536 is not evenly divisible by 5 there is one more way to roll a bait throw of 2 than each of the other possibilities

Odds to add 2 bait: 13108/65536
≈ 20.00122%
Odds to add any other number of bait: 13107/65536 (per number)
≈ 19.99969%

Overall, this doesn't affect the overall probability of catching a Chansey much;
about 0.02289% per Chansey, but it is interesting!
Most older games probably run into this issue with any "random" chance call that does not have a probability of

$$(x/y^2) \mid x, y \in \mathbb{Z}^+$$

This oddity also affects encounter rates in a very minor way, Dratini is only actually a 14.992% encounter rate because of pp_rand()'s uneven distribution!

The Brock Strat (Using Bait & Rocks in the Safari Zone)

In Pokémon Firered/Leafgreen a Pokémon's flee check is preformed at the start of the turn. This means that the item used has no impact on if a Pokémon will flee or not on that turn. This means that it is impossible to avoid the 45.03% flee chance for Pokémon like Chansey even when bait is thrown on the first turn. However, it also means that players are able to more easily get a turn in after throwing a rock. Usually this would be completely useless since the Pokémon would have a 90.0055% chance to flee after a single ball was thrown on the next turn. However, it is worth considering what should be done if a player only has a few balls left. With a limited number of balls remaining if the Pokémon is already eating it can be worthwhile to risk one extra turn of possible flee chance at 10.01% in order to boost the catch factor from 3 to 6. With a catch factor of three the odds of catching a Pokémon with a Safari Ball is 8.09%; with a catch factor of 6 that becomes 16.78%. The trade off for running one extra flee check can drastically alter the odds of success when very few balls remain. If a rock is thrown just before the last ball is used the 90.0055% chance to flee is never even rolled since running out of balls ends the player's Safari Game.

Upon coming to this realization through the help of [@ShinyCollector](#), I wanted to demonstrate that this strategy could actually be viable. To do so I created a [spreadsheet](#) that steps through turns and gives us the odds of success; for simplicity I assumed the Pokémon wouldn't begin to 'watch carefully' during these simulations.

Under thrown balls is the probability of reaching the state to throw said ball multiplied by the odds of the ball successfully capturing the Pokémon. Under Flee Checks is the probability of reaching the state of a Pokémon remaining at the end of that turn.

P_Catch @ Catch Factor 3	P_Catch @ Catch Factor 6	Flee Rate (Angry)	Flee Rate (Eating)
0.08090370382	0.1677555206	0.9000549316	0.1000976563

Pattern: 3 Balls	Throw a Ball	Flee Check	Throw a Ball	Flee Check	Throw a Ball
Probability of Turn	P_Catch @ CF 3	P_Stay (Eating)	P_Catch @ CF 3	P_Stay (Eating)	P Catch @ CF 3
1	0.08090370382	0.8270969111	0.06691520352	0.6840893003	0.05534535814

Total Probability of Capture: 0.08090370382 + 0.06691520352 + 0.05534535814 = **0.2031642655**

Pattern: Ball, Rock, Ball, Ball	Throw a Ball	Flee Check	Throw a ROCK, Flee Check (Eating)	Throw a Ball	Flee Check	Throw a Ball
Probability of Turn	P_Catch @ CF 3	P_Stay (Eating)	P_Stay (Eating)	P_Catch @ CF 6	P_Stay (Angry)	P_Catch @ CF 6
1	0.08090370382	0.8270969111	0.7443064488	0.1248615158	0.06191046617	0.01038582248

Total Probability of Capture: 0.08090370382 + 0.1248615158 + 0.01038582248 = **0.2161510421**

Pattern: Ball, Ball, Rock, Ball	Throw a Ball	Flee Check	Throw a Ball	Flee Check	Throw a ROCK, Flee Check (Eating)	Throw a Ball
Probability of Turn	P_Catch @ CF 3	P_Stay (Eating)	P_Catch @ CF 3	P_Stay (Eating)	P_Stay (Eating)	P_Catch @ CF 6
1	0.08090370382	0.8270969111	0.06691520352	0.6840893003	0.6156135647	0.103272574

Total Probability of Capture: 0.08090370382 + 0.06691520352 + 0.103272574 = **0.2510914814**

With these numbers it was obvious that it would be worth looking into the use of rocks further.

For **Chansey, Dragonair, Pinsir, Scyther, Tauros, and Kangaskhan** the final 3 ball success rate goes from **20.32%** to **25.11%** if a rock is used before the **final ball** is thrown.

For **Dratini** the final 3 ball success rate goes from **21.32%** to **27.30%** if a rock is used before the **final ball** is thrown.

For **Parasect, Venomoth, and Seaking** the final 3 ball success rate goes from **21.32%** to **27.79%** if a rock is used before the **second to last ball**.

The codebase was updated to find the optimal patterns, and thus the Brock strat was born. This offers a 0.0117% improvement over the bait strat alone and shaves 5,583 encounters off of the expected number of encounters needed for the level 25 Dragonair (Now 1/47,258,142)

When Should I Throw Rocks?

Realistically shiny hunters should rarely ever have to throw rocks. If you encounter a wild Chansey and you plan to follow through with the optimal Brock Strat: 41 turns would need to pass before reaching the final ball. As demonstrated on the previous page the optimal play for Chansey is to throw a rock before throwing the last ball. So, if I was a smart shiny hunter who had 30 Safari Balls, what would the odds be that I would even need to chuck a rock?

The first turn would carry the 45% chance of failure

Each turn afterwards would have a 10% chance to flee assuming we never run out of bait

Every ball thrown would have an 8.09% chance to catch the Pokmeon

Wit the initial bait, 40 10% flee checks, & 29 balls thrown, the probability of getting to the last ball would be:

$$1 \times (0.55) \times (0.9)^{40} \times (0.919)^{29} = 0.0007005 = 1/1427.55$$

So we can say that less than 1 in 1427 Chansey encounters would ever need to throw a rock, but what about Pokémon that are less likely to flee like Dratini? For that the numbers would look more like:

$$1 \times (0.65) \times (0.95)^{41} \times (0.919)^{29} = 0.00685064 = 1/145.97$$

We can say that less than 1 in 145 Dratini encounters would ever need to throw a rock. It is still kind of cool to see that it definitely could happen though. Since it is much more likely to throw a rock the Brock Strat for Dratini does actually see a minor difference in success rate over bait alone (33.13% vs 33.16%)

However, let's say you happen across a Pokémon that you want to catch but you're running low on balls. When is it optimal to throw a rock? Since Chansey's catch factor increases when you throw a bait its always still best to lead with one of those; after that a rock is best when a single ball remains. By that point the 90% chance to flee will never matter. For everything else I looked at what the best course of action is for the final three balls. To determine when the best time to throw a rock was, I compared throwing three balls on their own against patterns where I threw the rock with one, two, and three balls remaining. The results can be seen below. If you are short on balls the optimal time to throw a rock is highlighted in red. These results can be cross-checked in [this spreadsheet](#). It is still optimal to throw a rock if you have less than the optimal number of balls before a rock should be thrown.

For example: if you were to encounter Rhyhorn with a single ball remaining, the best thing to do is still to throw a rock then a ball despite this chart showing that the best time to throw a rock is with two balls remaining.

Pokémon	Ball, Ball, Ball	Ball, Ball, Rock , Ball	Ball, Rock , Ball, Ball	Rock , Ball, Ball, Ball
Unbaited Parasect/Venomoth	25.7625%	29.4964%	31.0777%	31.2386%
Unbaited Seaking	22.5851%	25.6789%	26.9214%	26.8471%
Nidorina, Nidorino, Rhyhorn	44.5821%	49.2915%	50.4418%	49.3941%
Exeggcute	38.7861%	42.7523%	43.6792%	42.4419%
Unbaited Dratini	15.8055%	16.8067%	16.2216%	14.2965%
Unbaited Kangaskhan/Pinsir/Scyther/Dragonair/Tauros	14.2429%	14.5316%	13.1368%	10.0523%
Paras, Venonat, Psyduck, Slowpoke, Doduo	71.8211%	72.2684%	69.8595%	62.7708%
Goldeen, Nidoran, Poliwhag	80.5060%	79.1582%	74.6204%	62.7708%
Magikarp	82.8456%	81.8381%	78.5787%	70.3982%

OUTPUT FOR PARAS, VENONAT, PSYDUCK, SLOWPOKE, & DODUO

Base catch rate: **190**
Base catch factor: **14**
Modified catch rate: **178**
Odds of capture per ball: **40.96%**

Base catch rate: **190**
Catch factor after bait: **7**
Modified catch rate after bait: **89**
Odds of capture per ball after bait: **19.75%**

Base flee rate: **50**
Odds of fleeing per turn while not eating: **15.01%**

Base flee rate: **50**
Odds of fleeing per turn while eating: **5.0%**

THE FOLLOWING ODDS ARE PER ENCOUNTER - NOT PER BALL

Odds of capture with balls only and no bait: **82.21%**
Odds of capture with one bait followed by only balls: **62.13%**
Odds of capture using the optimal algorithm lookup table: **82.21%**
This optimal pattern is: **LLLLLLLLLLLLLLLLLLLLLLLLLLLLLLLL**
Where 'L' -> Ball & 'R' -> Rock

OUTPUT FOR GOLDEEN

Base catch rate: **225**
Base catch factor: **17**
Modified catch rate: **216**
Odds of capture per ball: **50.28%**

Base catch rate: **225**
Catch factor after bait: **8**
Modified catch rate after bait: **102**
Odds of capture per ball after bait: **23.42%**

Base flee rate: **50**
Odds of fleeing per turn while not eating: **15.01%**

Base flee rate: **50**
Odds of fleeing per turn while eating: **5.0%**

THE FOLLOWING ODDS ARE PER ENCOUNTER - NOT PER BALL

Odds of capture with balls only and no bait: **87.07%**
Odds of capture with one bait followed by only balls: **66.21%**
Odds of capture using the optimal algorithm lookup table: **87.07%**
This optimal pattern is: **LLLLLLLLLLLLLLLLLLLLLLLLLLLLLLLL**
Where 'L' -> Ball

OUTPUT FOR NIDORAN♂ AND NIDORAN♀

Base catch rate: **235**
Base catch factor: **18**
Modified catch rate: **229**
Odds of capture per ball: **50.28%**

Base catch rate: **235**
Catch factor after bait: **9**
Modified catch rate after bait: **114**
Odds of capture per ball after bait: **23.42%**

Base flee rate: **50**
Odds of fleeing per turn while not eating: **15.01%**

Base flee rate: **50**
Odds of fleeing per turn while eating: **5.0%**

THE FOLLOWING ODDS ARE PER ENCOUNTER - NOT PER BALL

Odds of capture with balls only and no bait: **87.07%**
Odds of capture with one bait followed by only balls: **66.21%**
Odds of capture using the optimal algorithm lookup table: **87.07%**
This optimal pattern is: **LLLLLLLLLLLLLLLLLLLLLLLLLLLLLLLL**
Where 'L' -> Ball

OUTPUT FOR POLIWAG

Base catch rate: **255**
Base catch factor: **20**
Modified catch rate: **255**
Odds of capture per ball: **50.28%**

Base catch rate: **255**
Catch factor after bait: **10**
Modified catch rate after bait: **127**
Odds of capture per ball after bait: **27.97%**

Base flee rate: **50**
Odds of fleeing per turn while not eating: **15.01%**

Base flee rate: **50**
Odds of fleeing per turn while eating: **5.0%**

THE FOLLOWING ODDS ARE PER ENCOUNTER - NOT PER BALL

Odds of capture with balls only and no bait: **87.07%**
Odds of capture with one bait followed by only balls: **70.13%**
Odds of capture using the optimal algorithm lookup table: **87.07%**
This optimal pattern is: **LLLLLLLLLLLLLLLLLLLLLLLLLLLLLLLL**
Where 'L' -> Ball

Questions can be directed to me on any of the following media platforms:
Discord: [The Rex Men](#) Twitch: [ProfessorsLab](#) Reddit: [MineOSaurus_Rex](#)
Instagram: [rex_phd](#) Youtube: [Professor Rex](#) Twitter: [@RexProfessor](#)
Email: the.professor.rex@gmail.com