

ENGLISH
FOR TODAY

Class

1




National Curriculum and Textbook Board, Bangladesh

Prescribed by the National Curriculum and Textbook Board
as a Textbook for Class One from the academic year 2013



ENGLISH FOR TODAY



Writers

M S Hoque


Yasmin Banu

Md Abdur Razzaque

Naina Shahzadi

Illustrator Editor

Hashem Khan



National Curriculum and Textbook Board, Bangladesh

Published by
National Curriculum and Textbook Board
69-70, Motijheel Commercial Area, Dhaka 1000

[All rights reserved by the publisher]

First Edition : October, 2012
Revised Edition : October, 2014
Reprint : , 2017

Design
National Curriculum and Textbook Board, Bangladesh

For free distribution under PEDP-3 of Ministry of Primary and Mass Education
by the Government of the People's Republic of Bangladesh.

Printed by:

Preface

A child is a great wonder. There is no end to the thinking about his/her world of wonder. A child is a subject of contemplation for educationists, scientists, philosophers, child specialists and psychologists. The fundamental principles of children education outlined in the National Education Policy 2010 have been defined in the light of these contemplations. The curriculum for primary education has been revised to develop a child on the potentials of his/her innate amazement, unbounded curiosity, endless joy and enthusiasm keeping in view the all-round development of children's potentials.

The '**English for Today**' textbooks have been developed to help students attain competencies in all four language skills in English through meaningful and enjoyable activities. Emphasis has been given to listening and speaking skills as the foundation on which to develop reading and writing skills. Topics and themes have been selected in a way that would not only help students address the needs of real-life situations but would also inculcate human values in them as well as broaden their mental horizon. Grammar points and planned activities to develop student's competence in all four language skills have been presented within contexts in a systematic and graded way.

To make the young learners interested, enthusiastic and dedicated, Bangladesh Awami League Government under the dynamic leadership of the Honorable Prime Minister Sheikh Hasina has taken initiatives to change the textbooks into four colors, and make them interesting, sustainable and distributed free of cost since 2009. The textbook of all students of Pre-primary, Primary, Secondary, Ibtedaie, Dakhil, Dakhil Vocational and S.S.C Vocational level are being distributed free of cost across the country which is a historical initiative of the present government.

My sincere acknowledgement and thanks to all who had helped in different stages of composition, edition, rational evaluation, printing and publication of the textbook. Though all cares have been taken by those concerned, the book may contain some errors/lapses. Therefore, any constructive and rational suggestions will be highly appreciated for further improvement and enrichment of the book. We will deem all our efforts successful if the young learners for whom it is intended find it useful to them.

Professor Narayan Chandra Saha

Chairman

National Curriculum and Textbook Board, Bangladesh

নির্দেশনা

আমাদের শিক্ষা-ব্যবস্থায় প্রাথমিক স্তর থেকেই বিদ্যালয়ে ইংরেজি শেখানো বাধ্যতামূলক করা হয়েছে যেন ছোটবেলা থেকেই শিক্ষার্থীরা শ্রেণিকক্ষে ইংরেজি ভাষা চর্চার মাধ্যমে ক্রমান্বয়ে ওই ভাষার চারটি দক্ষতা অর্থাৎ শুনে বুঝতে, বলতে, পড়তে ও লিখতে পারে। এর ফলে শিক্ষার্থীরা ভবিষ্যতে বিশ্বায়নের এই যুগে বিভিন্ন পরিস্থিতিতে সহজ ও স্বাভাবিকভাবে ইংরেজি ভাষা ব্যবহার করে অপরের সঙ্গে ভাব বিনিময় করতে সক্ষম হবে।

আমাদের মনে রাখতে হবে শিক্ষার্থীরা সেই ভাষাটিই আয়ত্ত করতে সক্ষম হবে যে ভাষা তারা সবসময় তাদের চারপাশে শোনে। তাই ইংরেজি ভাষা শিখতে হলে একজন শিক্ষার্থীর জন্য প্রচুর ইংরেজি শোনা আবশ্যিক। একজন শিক্ষকই পারেন শ্রেণিকক্ষে শিক্ষার্থীদের জন্য এই সুযোগ করে দিতে।


শিক্ষক প্রতিদিনের প্রয়োজনীয় কিছু অভিব্যক্তি যেমন greetings, farewells, commands and instructions ইত্যাদির ব্যবহার ইংরেজি ভাষায় শ্রেণিকক্ষে নিয়মিত সম্পন্ন করবেন এবং তার মাধ্যমে শিক্ষার্থীদের সেই সব ইংরেজি শোনা ও বলার চর্চার সুযোগ করে দেবেন।

পাঠ্যপুস্তকের ছড়া, কবিতা, গল্প, কথোপকথন ও অন্যান্য বেশির ভাগ বিষয়বস্তুই শিক্ষক প্রথমে জোরে স্পষ্ট ও শুদ্ধ উচ্চারণে এবং কণ্ঠস্বরের সঠিক ওঠানামা (intonation) ব্যবহার করে পড়ে শোনাবেন। শিক্ষার্থীরা তা অনুসরণ করে বলার মাধ্যমে উল্লিখিত বিষয়গুলো আয়ত্ত করতে পারবে।

English For Today পাঠ্যপুস্তকের পাঠভিত্তিক শিখন-শেখানো কার্যাবলি শ্রেণিকক্ষে কার্যকর করার সময় শিক্ষার্থীরা যেন পরস্পর বিভিন্নভাবে interact করতে পারে, শিক্ষক তা অবশ্যই নিশ্চিত করবেন। এই উদ্দেশ্যে শিক্ষক শিক্ষার্থীদের দিয়ে pairwork, groupwork, chain drill, role play ইত্যাদি করাবেন।

অনেক সময় শিক্ষকের মনে প্রশ্ন জাগে যে ক্লাসে কতখানি বাংলা ব্যবহার করা যাবে। শিক্ষকদের মনে রাখা প্রয়োজন, তিনি শ্রেণিকক্ষে যতবেশি ইংরেজি বলবেন, শিক্ষার্থীরা ততবেশি ইংরেজি শুনবে ও তা আয়ত্ত করতে সক্ষম হবে। তবে অনেক সময় দেখা যায় যে, শিক্ষকের ইংরেজিতে বলা নির্দেশনা শিক্ষার্থীরা বুঝতে পারছে না। তখন শিক্ষক একবার বাংলায় পরিষ্কারভাবে বুঝিয়ে দেবেন এবং সঙ্গে সঙ্গে একই নির্দেশনা অবশ্যই ইংরেজিতে পুনরাবৃত্তি করবেন। এর ফলে বাংলায় যা বলা হলো তা ইংরেজিতে যে ওইভাবে বলা যায়, শিক্ষার্থীরা তা নিজের অজান্তেই বুঝতে শিখবে।

Contents




Unit	Page	Unit	Page
1	Greetings, Pre-writing and alphabet song	2	16
2	Introductions, Letter A	4	17
3	Saying goodbye, Letter B	6	18
4	Numbers, Letter C	8	19
5	Commands, Letter D	10	20
6	Numbers, Letter E	12	21
7	Rhyme, Review (A-E)	14	22
8	What's this?, Letter F	16	23
9	Numbers, Letter G	18	24
10	Rhyme, Letter H	20	25
11	Commands, Letter I	22	26
12	Numbers, Letter J	24	27
13	Rhyme, Review (A-J)	26	28
14	Review (1-5), Letter K	28	29
15	Numbers, Letter L	30	30
		●	32
			34
			36
			38
			40
			42
			44
			46
			48
			50
			52
			54
			56
			58
			60
			61



A. Look, listen and say.



B. Look, listen and say.

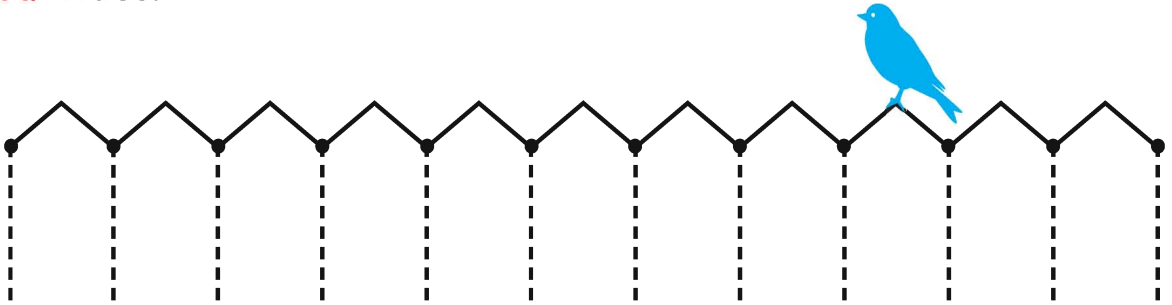


C. Listen, say and do.

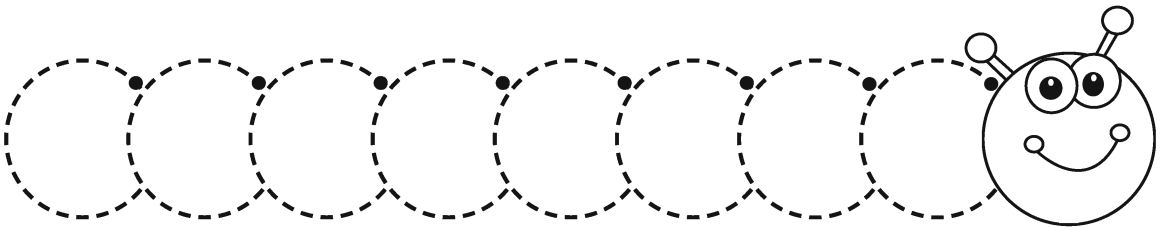




A. Trace.



B. Trace.



C. Listen, say and sing.

a b c d e f g
h i j k l m n o p
q r s t u v
w x y z

Now I know my a b c,

Next time sing along with me!

A. Look, listen and say.





B. Look, listen and say.




C. Listen, say and do.



A. Look, listen and say. Trace in the air.



apple




ant

B. Say and read. Trace and write.



C. Say, trace and write.



a p p l e

_ p p l e


a n t

_ n t

A. Look, listen and say.



B. Look, listen and say.



C. Rhyme. Look, listen and say.

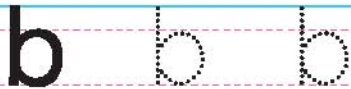
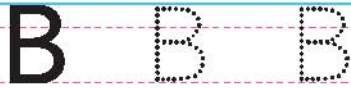


A. Look, listen and say. Trace in the air.




ball

B. Say and read. Trace and write.



C. Say, trace and write.




ball

__all


__ __ll






A. Look, listen and say. Trace in the air. Count.



B. Say and read. Trace and write.



C. Count, trace and write.





A. Look, listen and say. Trace in the air.



cap

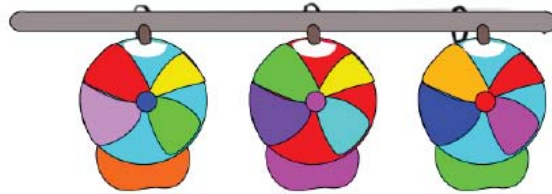


cat

B. Say and read. Trace and write.



C. Say, trace and write.



c a p

__ a p

__ __ p

c a t

__ a t

__ __ t

A. Look, listen and say.



window



door



chair



floor



table



book



pencil



bag

B. Look, listen and say.



Stand up.



Sit down.



Go to the door.



Point to the window.

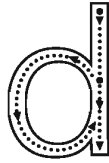
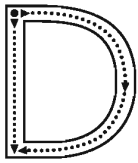
C. Rhyme. Listen, say and do.

Stand up. Sit down. Point to the floor.

Point to a book. Go to the door.

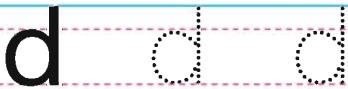
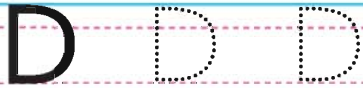


A. Look, listen and say. Trace in the air.




dog

B. Say and read. Trace and write.



C. Say, trace and write.



d o g

— o g


— o g

A. Look, listen and say. Trace in the air. Count.



1 2 3



B. Say and read. Trace and write.

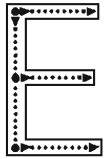


C. Count, trace and write.





A. Look, listen and say. Trace in the air.



elephant



egg

B. Say and read. Trace and write.



C. Say, trace and write.



e l e p h a n t

_ l _ p h _ a n t

_ l _ p h _ n t

e g g _ g g



A. Look, listen and say.



tiger



stream

B. Rhyme. Look, listen and say.

3 little tigers sitting by a stream.
Mushfiq, Shakib, and Tamim.



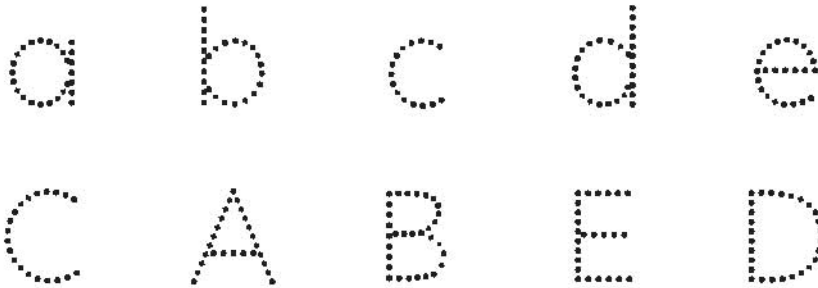
Bye bye Mushfiq. Bye bye, Tamim.



1 little tiger sitting by a stream.

C. Say and do.

A. Say, trace and match.



B. Say and match the pictures with the first letters.



a



d

b



e




c

C. Write the capital letter.

a ___ b ___ c ___

d ___ e ___

A. Look, listen and say.



B. Look, listen and say.

What's this?

It's a

It's an



tiger



ant



chair



pencil



table



book



elephant

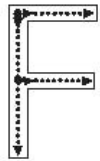


bag

C. Pairwork. Point and say.



A. Look, listen and say. Trace in the air.



fish

B. Say and read. Trace and write.



C. Say, trace and write.




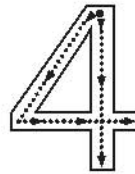
fish

 ish

 ish

A. Look, listen and say. Trace in the air. Count.

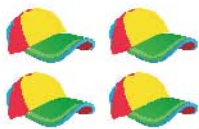
1 2 3 4



B. Say and read. Trace and write.

4	4	4					
1	2	3	4	—	—	—	—


C. Count, trace and write.



caps



balls




apples



dog



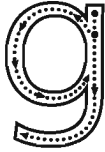
cats



eggs



A. Look, listen and say. Trace in the air.




goat

B. Say and read. Trace and write.



C. Say, trace and write.



g o a t

_ o _ t

_ o _ t

A. Look, listen and say.



right



left



ground



sky




bird

B. Rhyme. Look, listen and say.



Look left.
Look right.
Say hello.



Look at the ground.
Look at the sky.




Look at the bird.
Say goodbye!



C. Say and do.



A. Look, listen and say. Trace in the air.



hen

B. Say and read. Trace and write.



C. Say, trace and write.



h e n

__ e n

__ _ n

A. Look, listen and say.



open



close




show me

B. Listen and say.



Open the window.




Close the door.



Show me your bag.

C. Say and match.




Open your bag.
Show me your book.





A. Look, listen and say. Trace in the air.




insects

B. Say and read. Trace and write.



C. Say, trace and write.




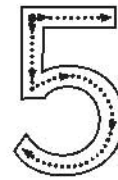
i n s e c t s

_ n s e c t s

_ n s _ _ t s

A. Look, listen and say. Trace in the air. Count.

1 2 3 4 5



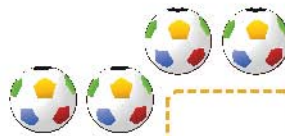
B. Say and read. Trace and write.

5	5	5					
	2	3	4	—			
—	—	—	—	—			

C. Count, trace and write.



eggs



balls



goat



dogs



hens



cats

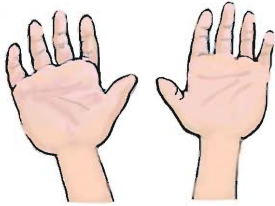




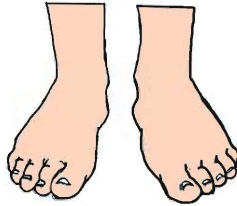
A. Look, listen and say. Trace in the air.



A. Look, listen and say.



hands



feet



eyes



head

B. Rhyme. Look, listen and say.

2 hands go
clap, clap, clap.



2 feet go
tap, tap, tap.

2 eyes are
open wide.



1 head goes
side to side.

C. Groupwork. (Say and do.)


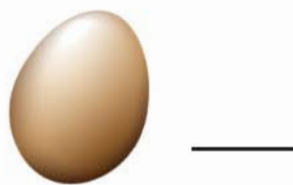
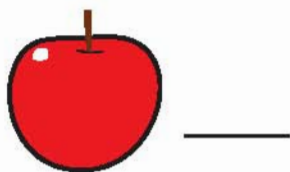
A. Trace and match.

A B C D E F G H I J
c a b f d e i g j h

B. Trace. Write the missing letters.

A _ C _ _ F G _ _ J
_ b _ d e _ _ h i j


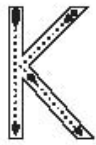
C. Say. Write the first letter.



A. Count. Join the dots. Colour.




A. Look, listen and say. Trace in the air.



B. Say and read. Trace and write.



C. Say, trace and write.



kettle

__ettle

__ttl__

kite __ite __t__

A. Look, listen and say. Trace in the air. Count.


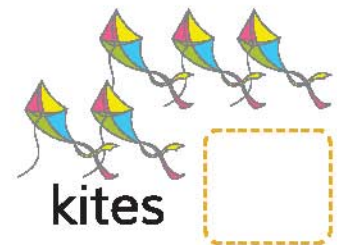

1 2 3
4 5 6



B. Say and read. Trace and write.

6	6	6					
1	2	3	4	5	—		
— — — — —							

C. Count, trace and write.



A. Look, listen and say. Trace in the air.



lamp

B. Say and read. Trace and write.



C. Say, trace and write.



...amp

...amp

...mp

A. Look, listen and say.



draw



take



come

B. Match the pictures with the sentences.

Draw a dog.



Take your bag.




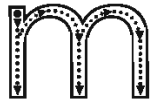
Come here.



C. Listen, say and do.

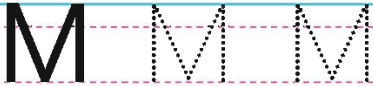
Stand up. Sit down. Go to the window. Point to the door.

A. Look, listen and say. Trace in the air.



moon

B. Say and read. Trace and write.



C. Say, trace and write.



moon

_oon

_oon

A. Look, listen and say.



rain



go away



play

B. Rhyme. Look, listen and say.

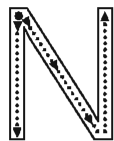


Rain, rain, go away.
Come again another day.
Little children want to play.
Rain, rain, go away.



C. Groupwork. (Say and do.)

A. Look, listen and say. Trace in the air.



net

B. Say and read. Trace and write.



C. Say, trace and write.



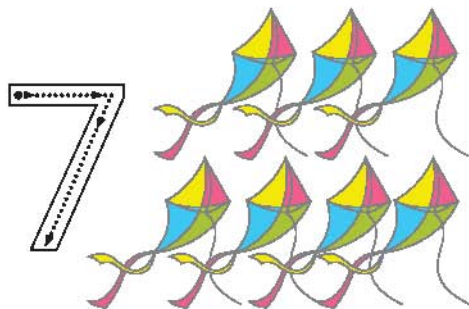
net

 e t

 t

A. Look, listen and say. Trace in the air. Count.

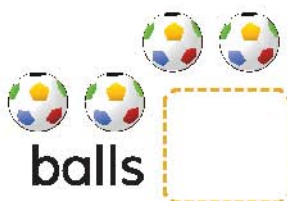

1 2 3 4
5 6 7



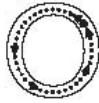
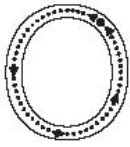
B. Say and read. Trace and write.

7	7	7					
1	2	3	4	5	6		
—	—	—	—	—	—	—	—

C. Count, trace and write.



A. Look, listen and say. Trace in the air.



B. Say and read. Trace and write.



C. Say, trace and write.



 O X

 X

 X

A. Look, listen and say.



crow



pond




tree



plant

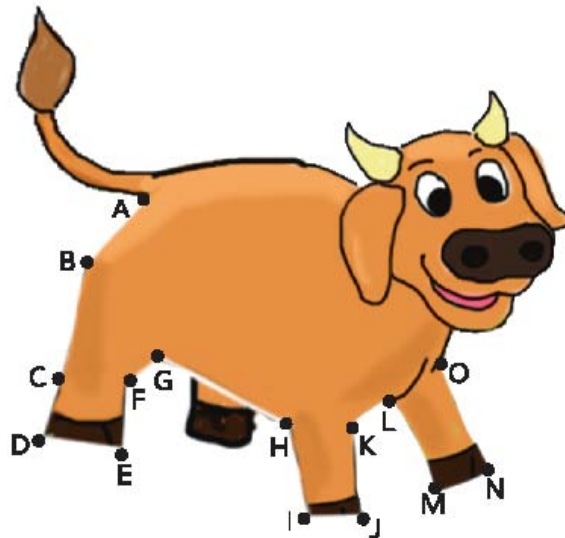
B. Say. Listen and point.



C. Where do they live? Think and match.



A. Join the dots.



B. Say the words for the pictures. Circle the first letter of the word.



g g e



d g o



e h n



a b g

C. Write the letters to make words. Use the letters in Activity B.



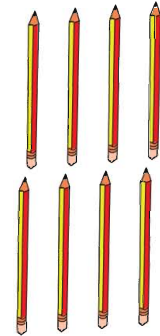






A. Look, listen and say. Trace in the air. Count.


1 2 3 4
5 6 7 8





B. Say and read. Trace and write.

8	8	8					
1	2	3	4	5	6	7	—
—	—	—	—	—	—	—	—

C. Count, trace and write.



caps



fishes




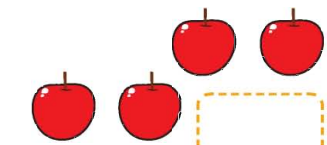

dogs





ox

ants

apples



A. Look, listen and say. Trace in the air.




pencil

B. Say and read. Trace and write.



C. Say, trace and write.



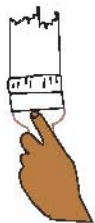
pencil

encil

A. Look, listen and say.



black



white



brown



red

B. Rhyme. Look, listen and say.

Counting Cats

1 cat, 2 cats.

Brown cat, white cat.

3 cats, 4 cats.

Black cat, red cat.

Count the cats at the door.
1, 2, 3, 4!



C. Ask and answer.


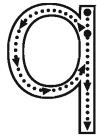
What is it?

What colour is it?

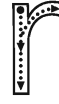




A. Look, listen and say. Trace in the air.



quilt




rat

B. Say and read. Trace and write.



C. Say, trace and write.



quilt

rat


quilt

rat

u t

t

A. Look, listen and say.



cow



tub




tubewell



kitten

B. Name the things in the picture.



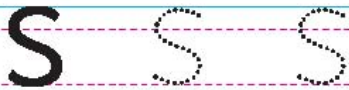
C. Think and say. Name the things outside your house.

A. Look, listen and say. Trace in the air.




sun

B. Say and read. Trace and write.



C. Say, trace and write.



sun

un

u

A. Look, listen and say.



coat



pot



cot



dish


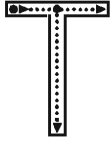
B. Name the things in the picture.



C. Say the words for the pictures. Match the pictures of rhyming words.



A. Look, listen and say. Trace in the air.




tap

B. Say and read. Trace and write.



C. Say, trace and write.





tap

ap

A. Look, listen and say. Trace in the air. Count.

1 2 3 4 5
6 7 8 9




B. Say and read. Trace and write.

9 9 9 [] [] [] [] [] [] [] []

1 2 3 4 5 6 7 8 []


[] [] [] [] [] [] [] [] [] []

C. Count, trace and write.



pencils

9



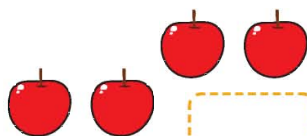
ants

[]




fishes

[]



apples

[]



eggs

[]



bags

[]


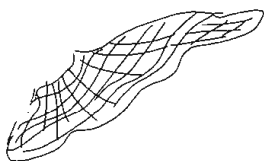


A. Write the next letter.

a ___ e ___ i ___ l ___

o ___ q ___ r ___ s ___

B. Say the words for the pictures. Say the sound of the first letter of the word. Match the picture and its first letter.



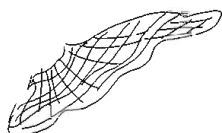
r

n

s

t

C. Write the letters to make words.









A. Look, listen and say.



phone



cat in a hat



rat on a mat

B. Rhyme. Look, listen and say.

Ring... ring... It's the phone!

Hello! Hello!

I'm a rat on a mat.

Is this the cat?

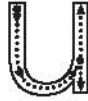
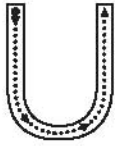
I'm a cat in a hat.

But I'm not at home!



C. Say and do.

A. Look, listen and say. Trace in the air.



u**mbrella**

B. Say and read. Trace and write.



C. Say, trace and write.




umbrella

mbrella

A. Look, listen and say. Trace in the air. Count.

1 2 3 4 5
6 7 8 9 10




B. Say and read. Trace and write.


10 10 10 [] [] [] []

1 2 3 4 5 6 7 8 9 _


C. Count, trace and write.




pencils




ants



eggs



goats




cats



fishes




A. Look, listen and say. Trace in the air.



B. Say and read. Trace and write.



C. Say, trace and write.



v a n

_____ a n _____

A. Listen and say.




put on



shoe



stick




pick up

B. Rhyme. Look, listen and say.



1, 2,
Put on your shoe.


3, 4,
Close the door.




5, 6,
Pick up sticks.



7, 8,
Lay them straight.



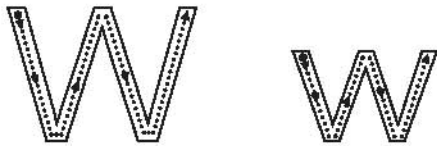
9, 10,
Draw a hen.



C. Say and do.



A. Look, listen and say. Trace in the air.



water

B. Say and read. Trace and write.




C. Say, trace and write.



water

ater

A. Count. Join the dots.



B. Rhyme. Look, listen and say.

1, 2, 3, 4, 5

Count the fish from 1 to 5.

6, 7, 8, 9, 10

Count the fish from 1 to 10!



C. Write the missing numbers.

1			4		6			9	
---	--	--	---	--	---	--	--	---	--

A. Look, listen and say. Trace in the air.



x-ray



yoke

B. Say and read. Trace and write.



C. Say, trace and write.



x-ray

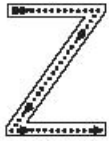
-ray

-

yoke

o ke

A. Look, listen and say. Trace in the air.



zebra

B. Say and read. Trace and write.



C. Say, trace and write.



zebra

zebra

A. Write the capital or small letter.

A__	B__	__c	__d	E__	F__
__g	__h	I__	J__	K__	L__
__m	__n	O__	P__	Q__	R__
S__	T__	__u	V__	W__	__x
__y	__z				

B. Say the alphabet. Say the sound for each letter.

C. Write the letters to make words. Say the words.

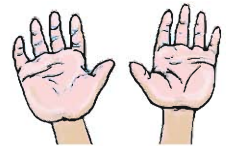



A. Say the alphabet. Sing the alphabet song.


a b c d e f g
h i j k l m n o p
q r s t u v
w x y z

Now I know my a b c,
Next time sing along with me!

B. Look at the picture. Say the word. Say the first sound.



C. Say the letter sounds. Say a word starting with each letter.



Vocabulary

A a

and
are
along
air
ant
apple
alphabet
act
again
another
activity
at
ask
answer

B b

ball
book
bag
bye
bird
black
brown
but

C c

count
cat
cap
command
chair
capital
close
clap
colour
come
children
crow
circle
cow
coat
cot

D d

do
day
door
dog
dot
draw
dish

E e

elephant
egg
eye
each

F f

fine
floor
first
fish
feet
from
for

G g

good morning
good
greetings
goodbye
go
goat
ground
go away

H h

here
home
How are you?
how
hello
hen
hand
head
house
hat
home

I i

it
insects
in
is

J j

jar
join

K k

kite
know
kettle
kitten

L l

look
listen
lesson
little
left
lamp
live
lay

M m

morning
my
me
match
missing
moon
make
mat

N n

now
next
name
number
net
not

O o

open
ox
outside

P p

play
pencil
point
picture
pair work
page
pond
plant
pot

phone
put on
pick up

Q q
quilt

R r
read
rhyme
right
rain
red
rat
room
ring

S s
say
student
song
sing
stand up
sun
sit down

stream
sky
show
side
sentence
sound
shoe
stick
straight
small
starting

T t
teacher
thank
trace
time
the
table
tiger
this
tap
take
tree
they

think
tub
tubewell
things
them

U u
unit
use
umbrella

V v
van

W w
with
what
write
window
wide
want
where
word
white
water

X x

x-ray

Y y

you
your
yoke

Z z

zebra

The End



Academic year 2018, English-1



শিক্ষা নিয়ে গড়ব দেশ
শেখ হাসিনার বাংলাদেশ

Unity is strength



National Curriculum and Textbook Board, Bangladesh

For free distribution by the Government of the People's Republic of Bangladesh