

Use 2x4

(8) 3-1/2" cuts

(Scrap cedar piece used for leaf)



Use 2x4 & 2x6

(1) 5-1/2" cut (2x4)

(1) 6" cut (2x4)

(1) 4-3/4" cut (2x4)

(1) 4" cut (2x4)

(1) 3-1/2" cut (2x4)

(1) 20" cut (2x6)



(Branch from tree for top)




Use 2x4

(4) 4" cuts

(4) 6" cuts

(Branch from tree for top)



Use 2x4 & 2x6

(2) 4" 2x4 cuts

(2) 6" 2x6 cuts

(Branch from tree for top)



Use 2x6
(1) 3" cut
(2) 6" cut
(2) 8" cuts
(Branch from tree for top)



Use 2x4
(8) 6-1/2" cuts.
45° mitered corners
(1) 10" cut.
15° single miter



Use 2x6

(3) 8" cuts

(1) 8-1/8" cut

(1) 7-3/4" cut

(1) 9" cut

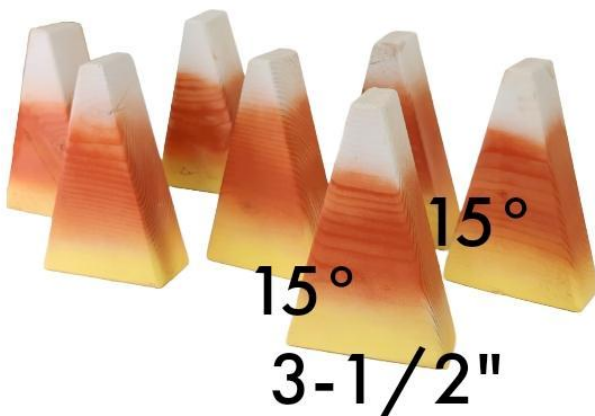


Use 2x6

(7) 3-1/2" cuts

measured from bottom

15° angled sides



Use 2x4 & 2x6

- (1) 11" 2x4 cut
- (2) 8" 2x6 cuts
- (2) 7" 2x6 cuts

- (1) 4-1/2" 2x6 cut
- (1) 5" 2x6 cut



WhosThe

F

A

L

L

WinosTheVos

AUTUMN

IS MY

FAVORITE COLOR

MARSHMALLOW

CHOCOLATE


GRAHAM CRACKER

OUR PUMPKIN PATCH

A B C D E F G H I J K
L M N O P Q R S T U
V W X Y Z

G

Wendy Cross



www.gettyimages.com

B

WhosTheBoss

B

www.theboss

L

WhosTheVoss

E


Wros theVoss

S


osTheVoss



www.TheVoss



by TheVoss



by TheVoss

K

MostTheVoss



WiosTheVoss

trick or treat

'til you wobble

Thank you again for supporting my channel and checking out these fall décor items!

Aaron
on

WhosTheVoss