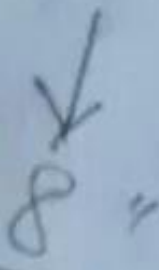


Buat pola kain seperti biasa lilit
punggung bahagi 4 tanda gariskn
sampai bawah, dari garisan yg brtanda
merah + lagi 19 1/2" lebar untuk lipatan
kipas nnti, setiap lipatan jarak ada 3 1/2"
dapat dalam 5 lipatan susun

Koleksi fitrah Wanita
Chik Umi

1





Setiap garisan buat lipatan seperti contoh

Koleksi Fitrah Wanita
Chik Umi


2

320



Koleksi Fitrah Wanita

Chik umi



3

→ 20

10


4

*Koleksi fitrah wanita
Chik Umi*



5

koleksi Fitrah Wanita
Chik Umi



8"

6

Koleksi Fitrah Wanita
Chik Umi

Koleksi Fitrah Wanita

Chik Umi



7

Koleksi Fitrah Wanita
Chik Umi

8



Koleksi Fitrah Wanita
Chik Umi

9

19 1/2 "

30 "



Koleksi Fitrah Wanita

Chik Umi

10

↓
8"


19 1/2"

20"

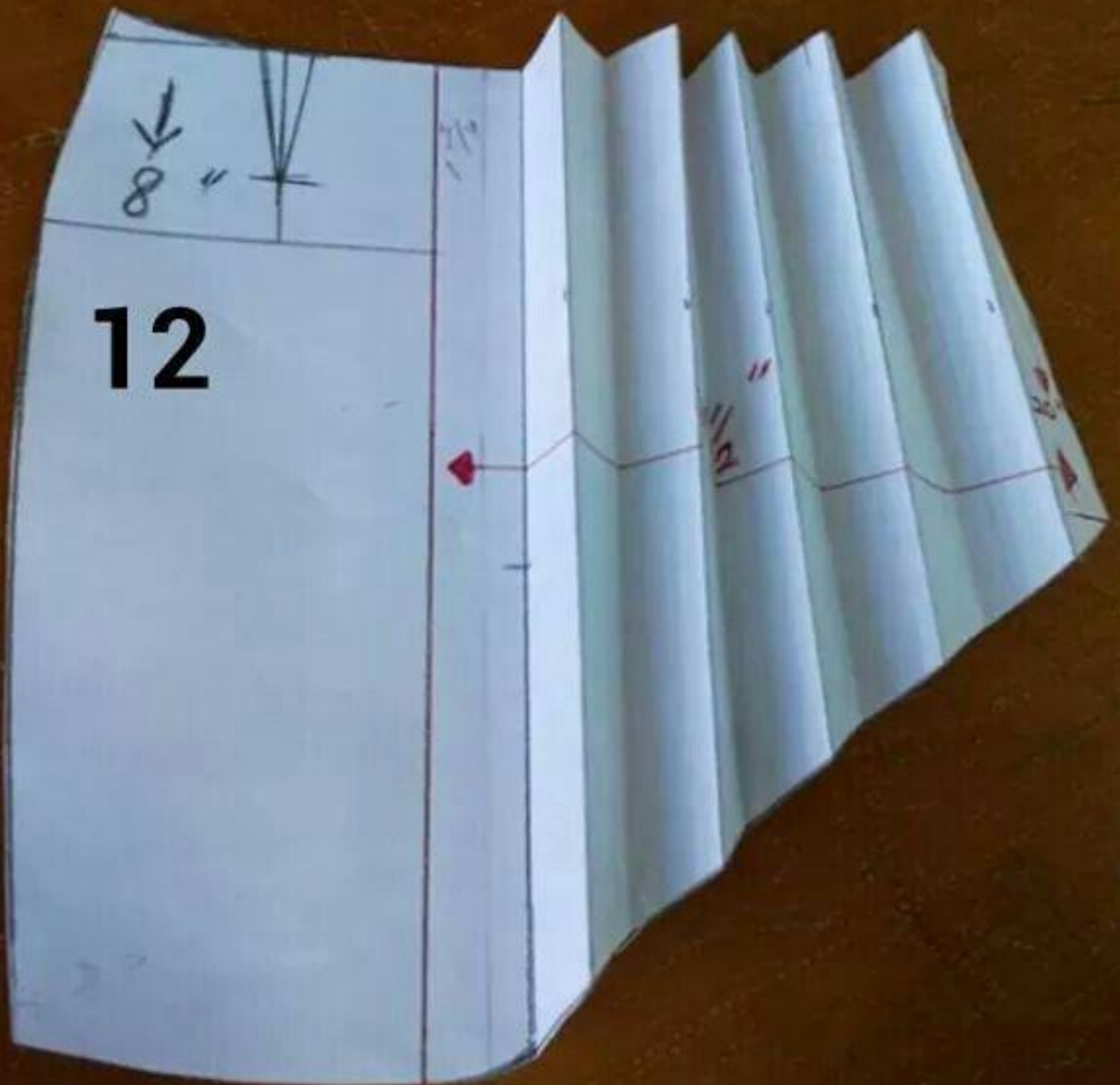


Koleksi Fitrah Wanita
Chik Umi

11



Koleksi Fitrah Wanita
Chik Umi



Koleksi Fitrah Wanita

Chik Umi




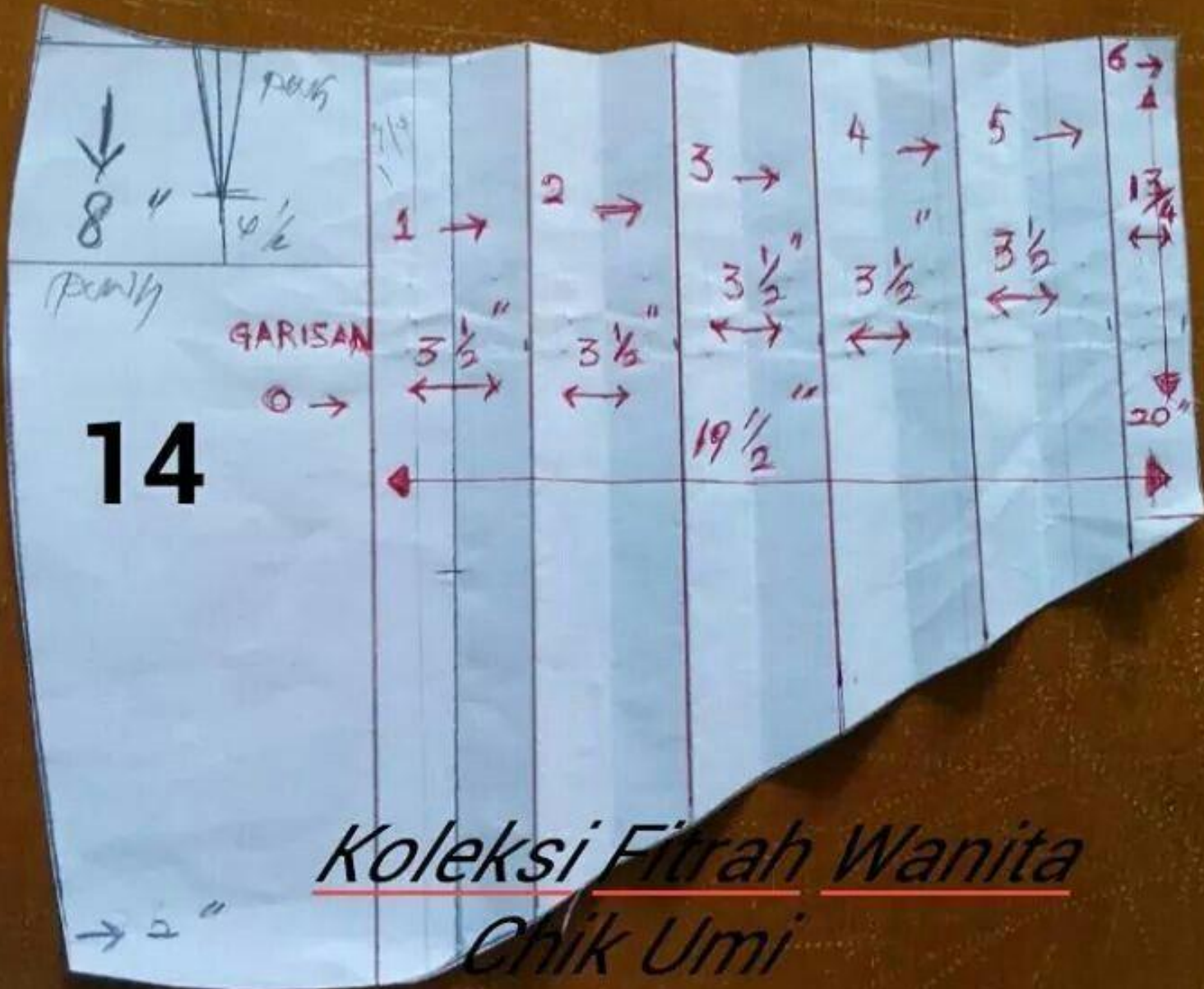
4



13

30"





Koleksi Fitrah Wanita
 Chik Umi