

FOUR IN A ROW Add

FOUR IN A ROW Add

2 - 4 players

(Three simple steps and you're ready to play!)

1. Print the Four In A Row Add Game Board.
2. Print the markers and cut out. (You need a different color for each player.)
3. Get some dice and give the game to the kids to play.

Play **Four In A Row Add** to practice addition to 12.

FOUR IN A ROW Add

A game for 2 – 4 players









Players take turns to throw 2 dice. The numbers on the dice are added together. The player then finds this number on the board and covers it with one of the markers of their color.

If none of these numbers are uncovered, the player doesn't cover a number on this turn.

The first player to cover a row of four – vertically, horizontally or diagonally - is the winner.

7	9	3	8	2	11	10
4	2	9	5	12	5	12
10	6	4	7	4	7	9
3	10	6	2	8	12	3
8	5	9	11	3	6	11
11	7	8	3	5	8	4
10	2	6	7	10	2	6
5	12	11	4	7	9	12

Markers For Use With Four In A Row Add and Four In A Row Multiply



Markers For Use With Four In A Row Add and Four In A Row Multiply

