


Several newer mobile phones are water immune-- or even water proof-- relieving problems regarding unexpected spills or decrease in the sink. Nevertheless, if you have an older gadget, you need to be extra concerned regarding getting your phone wet. This article discusses precisely what to do in case you've dropped your phone in water.



How can I fix my water damaged android phone?

After cleaning the phone, battery, SIM card, and SD card with alcohol, put them in a sealed bag of uncooked rice to dry. Make sure to cover everything with rice. Leave them in the bag for several days to dry out.

<http://www.ubreakifix.com> Hopefully, the rice would absorb all the remaining water molecules from them.

Power to you if you're mechanically-inclined as well as fix your very own devices, however if you can't, let the experts do the dirty work. For wireless billing, rub out your iPhone with a soft, lint-free fabric-- for instance, a lens fabric. Ensure that your iPhone is completely dry prior to you place it on a compatible wireless billing floor covering. Discover water, dust, and sprinkle resistance on your apple iphone. And discover what to do if your apple iphone gets wet inadvertently.

How long do I keep my phone in rice to dry it out?

Many folks swear by stuffing your phone in a bag of dry rice, and letting it sit for 24 to 36 hours or more. This is cheap, easy, and can be done in a pinch. But this method could have some negatives: If the rice absorbs the water well, you may be left with a mushy rice mess stuck in its creases and I/O ports.

Then transform it off, get the battery, and remove all devices. Try to eliminate as much water from it as you can with towels and a vacuum cleaner. After that, put it in a dish of instantaneous rice or various other absorptive product for hrs before turning it on. With a little good luck and rapid activity, your cellular phone may endure its brush with death.


How much does it cost to fix a water damaged phone?

Water damaged phones are a little trickier and will require a more thorough diagnostics to determine the extent of the damage before getting a price. Expect a simple repair to cost around \$49 but a more difficult one to be \$100 or more.

This also suggests that the phone can withstand unintentional low-pressure sprinkles from all angles supplied that the port covers are secured. Soaking the phone in swimming pool water beyond the specified limits can potentially cause more difficulties though. Otherwise again take on an extra safe method by visiting an authorized expert as iSmash to recuperate your iPhone from water harm. The remedy is to head into an iSmash shop as well as have one of our certified apple iphone service technicians repair any kind of issues which are a result of water

permeating your device.

- When damp may harm your apple iphone, charging or using accessories.
- If your apple iphone has been exposed to fluid, unplug all wires and do not bill your device up until it's entirely dry.
- Surprisingly, the apples iphone in the test showed up much better secured than the Samsung mobiles, acquiring them additional time prior to they drowned.
- Allow at least 5 hours before charging with a Lightning cable or linking a Lightning device.
- Gazelle's various other examination found that many phones can be revived.



After cleaning the phone, battery, SIM card, and SD card with alcohol, put them in a secured bag of uncooked rice to dry. With any luck, the rice would certainly take in all the remaining water molecules from them.


How do I reset a wet phone?

Wait for moisture to evaporate. Water will naturally evaporate from the charging port within approximately 1 to 2 hours. If any liquid other than fresh water enters the charging port, you must rinse the phone in fresh water and dry it thoroughly with a dry, soft cloth.

Take Your Water Harmed Phone to a Relied On Service Center.

Bear in mind that water damages is not covered in the conventional warranty of your mobile phone. Leave the phone in the rice for at the very least 24 to 48 hours.

Is it too late to put my phone in rice?



Leave the phone in the rice for at least 24 to 48 hours. Ideally, do not even try to take the phone out to check if it has started working or not. If there wasn't too much water damage, your phone should start working. Please keep in mind that there is no guarantee that your phone will survive a dunking in water.

When it Decline in Dirty Water), how to Take Care Of a Water Harmed Phone (Also.

With the price of numerous phones now into the thousands of extra pounds this can be extremely troubling specifically if you need to replace the phone because you've been told it has water or liquid damages. For example, all this company about cleaning the board with alcohol is only dealing with about 10% of the board. The rest of the board-- where the water obtains entrapped-- is under some soldered on shields.