1. **Reformat** the 4MB v-drive to FAT16 using the “command prompt” method:

    a. Open the v-drive that will be formatted and get to the command prompt. To get the command prompt in Win10, can click on the search icon or search windows and type “CMD,” “command line” or “ms dos.” You should see this or :

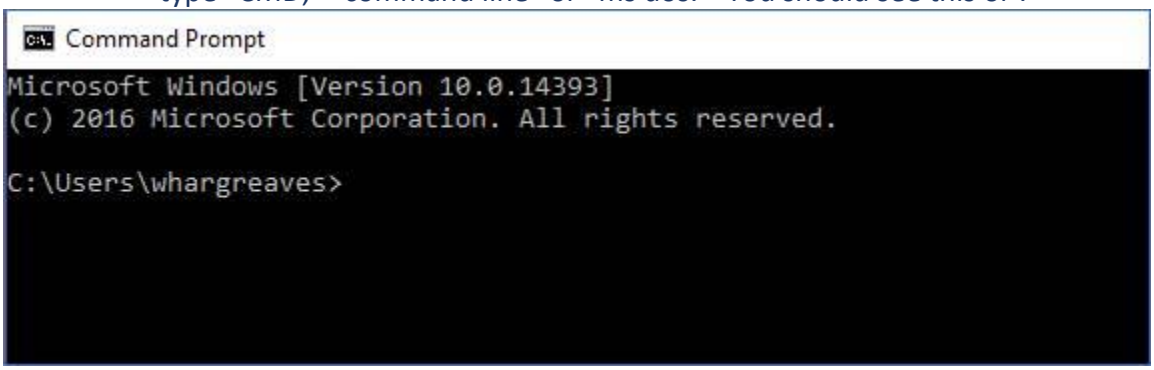

    b. After the user name, paste in the appropriate line below, **matching the drive letter of the v-drive**:

Format D: /FS:FAT /A:512 /Q Format E: /FS:FAT /A:512 /Q

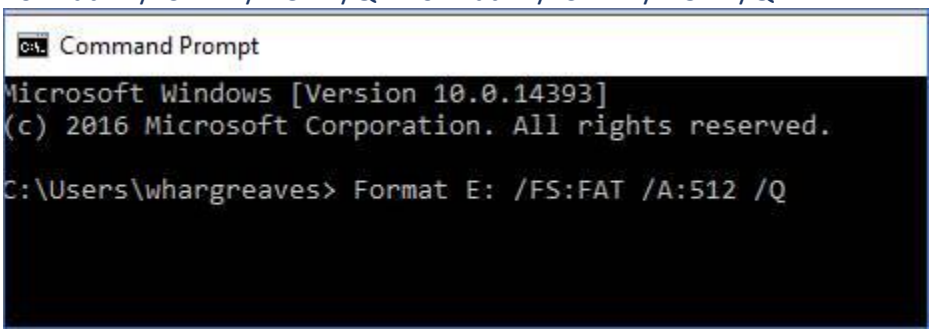

    c. Hit **Enter** to get this:

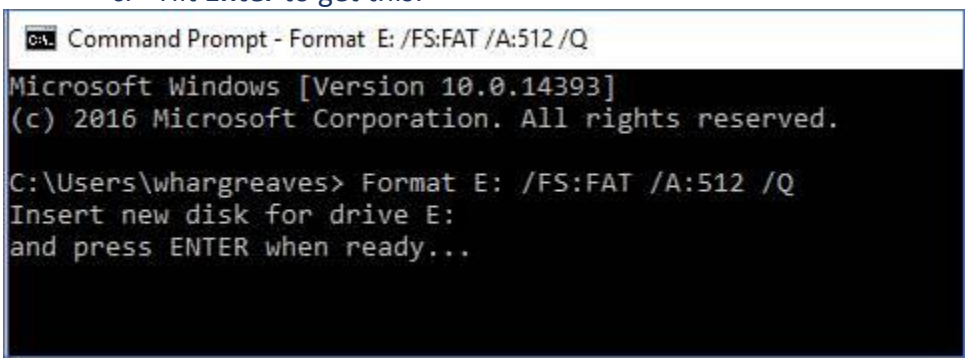

    d. Then hit **Enter** again, then enter the Volume label (drive name): ADV2

```
Command Prompt - Format  E: /FS:FAT /A:512 /Q
Microsoft Windows [Version 10.0.14393]
(c) 2016 Microsoft Corporation. All rights reserved.

C:\Users\whargreaves> Format E: /FS:FAT /A:512 /Q
Insert new disk for drive E:
and press ENTER when ready...
The type of the file system is FAT.
QuickFormatting 4.0 MB
Initializing the File Allocation Table (FAT)...
Volume label (11 characters, ENTER for none)? Advantage2
```

e. Hit **Enter** again and it will quickly finish, giving you this. While it says it is formatted as FAT, running "disk investigator"

(in the software, unmanaged" folder on the Resources folder) shows it is FAT16:

```
Command Prompt
Microsoft Windows [Version 10.0.14393]
(c) 2016 Microsoft Corporation. All rights reserved.

C:\Users\whargreaves> Format E: /FS:FAT /A:512 /Q
Insert new disk for drive E:
and press ENTER when ready...
The type of the file system is FAT.
QuickFormatting 4.0 MB
Initializing the File Allocation Table (FAT)...
Volume label (11 characters, ENTER for none)? Advantage2
Format complete.
       3.9 MB total disk space.
       3.9 MB are available.

         512 bytes in each allocation unit.
       8,087 allocation units available on disk.

          16 bits in each FAT entry.

Volume Serial Number is 5E9B-8AC9

C:\Users\whargreaves>
```

2. **Re-plug** kbd to regenerate native files
3. Open v-drive to confirm no drive errors detected. If detected by Windows, do the suggested repair.
4. Update the firmware