40W LED LIGHTS

Certificate: ECE R10, EMC CISPR25 CLASS4

Introduction:

Power: 40W
Flood Light
Raw lumen:4000lms
Voltage:9-32V DC
Features: Heavy-duty aluminum die casting housing
bottom mounting bracket
build-in DT connector
Waterproof:IP67
Color temperature: 6000K-6500K
Life time :>=30000 Hours
Warranty:1year
Approval:ECE R10,EMC CISPR25 CLASS4 , CE ROHS

Features:

* Life time: Less than 5% lumens depreciation in 30,000 hours
* Body : black
* Never need to replace a bulb
* Plug & play
* Universal under DC9V-DC32V
* IP67 passed

Benefits:

* High brightness
* Excellent pure white light output
* Long life-span up to 30,000 hours
* High reliability

Key Applications:

* Case/IH Combines: 5130, 5140, 6130, 6140, 7140, 7240, 7230, 8230, 8240,9230, 9240
* Case CrawlerDozer: 1150K, 1150M, 1650L, 1650M, 2050M, 750M, 850M,650K, 650L, 750K, 750L, 850K, 850L
* Case Wheeler Loader: 1021F, 11216 12216 12216 521F, 6216 721F, 821F,921F
* John Deere Backhoe: 2100, 3106, 310], 310K, 310L, 31056, 3105], 3105K,35L, 31556, 3155J, 3155K, 3155L, 325J 325K, 3255K, 3255L, 4106, 410J,410K, 410L, 7106, 710], 710K, 710L
* John Deere Skid Steer: 312GR, 3146, 316GR, 3176, 318D, 318E, 3186, 319D,319E20D, 320E, 3230, 323E, 324E, 3260 326E, 3280, 3286 3290, 329E,3306, 3316, 3320, 332E, 3326, 3330, 333E, 3336.
* John Deere Tractor Loader: 210K, 2 IOU
* Fendt Tractors:207 208 209 210 211 310 311 Vario, 312 Vario, 313 Vario, 512 Vario, 513 Vario, 514 Vario, 516 Vario, 714,716 Vario, 718 Vario, 720 Vario, 722 Vario, 724 Vario, 822 Vario, 824Vario,826 Vario, 828 Vario, 927 Vario, 930 Vario, 933 Vario, 936 Vario, 939 Vario,1038 Vario, 1042 Vario,1046 Vario, 1050 Vario
* Agriculture & Forestry machines , Mining Industry
* Trucks,offroad, excavator, CrawlerDozer etc

TABLE OF CONTENTS

- ELECTRONIC PARAMETERS 3
- PARTS AND COMPONENTS 4
- MEASUREMENTS 5
- LIGHT SPECTRUM TEST 6
- OPTICS PARAMETERS 7
- LUMINANCE TEST 8
- TEST 9
- CHARACTERISTICS 10
- INSTALLATION 11

ELECTRONIC PARAMETERS

THESE PARAMETERS ARE TESTED UNDER 25°C,10 MINUTES AFTER LIGHTING.

PARAMETERS

VOLTAGE(V)	CURRENT(A)	POWER(W)
9	2.739	24.651
13.5	2.562	34.287
27	1.213	32.751
30	1.092	32.76

9V-32V Multi-volt design works with both 12V and 24V systems
Operating temperature range: -40˚C to 60˚C
Over-voltage protection to 600V
Constant Power Output

PARTS AND COMPONENTS

4" LED WORK LIGHT IS MADE OF FIRST CLASS COMPONENTS TO ENSURE ITS LIABILITY UNDER MOST HARSH ENVIRONMENTAL CONDITIONS.

1. PC lens with harden tearment and UV coating With 96%+ Transparency
2. Adjustable bracket,Bottom mounting bracket
3. With 10W * 4PCS leds Provides Hyper Brightness
4. Heavy-duty aluminum die casting housing For Best Heat Releasing
5. Built-in DT connector(2-pin)

MEASUREMENTS

FRONT VIEW

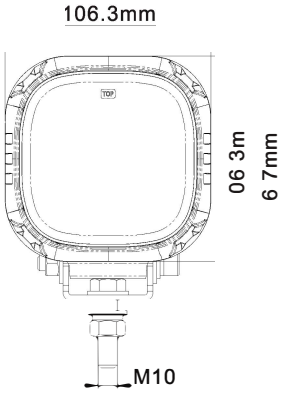

SIDE VIEW

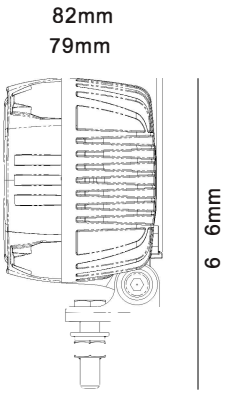

BACK VIEW

LIGHT SPECTRUM TEST

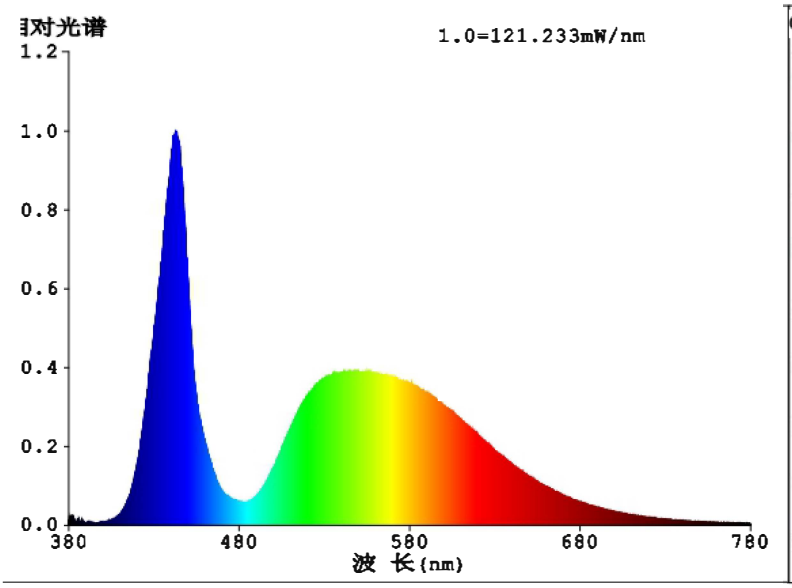

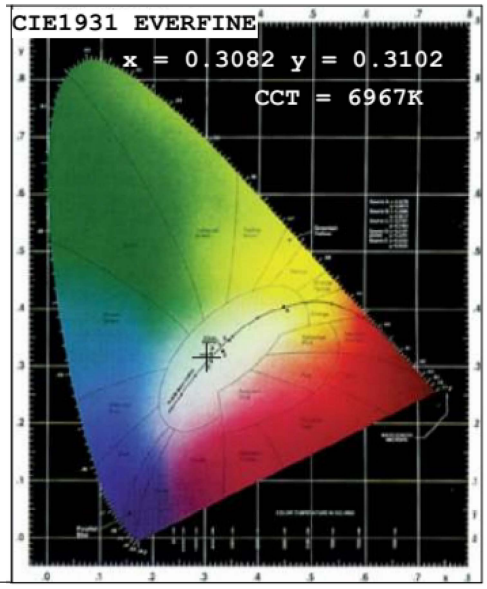

Color parameters:

Chromaticity coordinates: x=0.3082 y=0.3102/u'=0.2019 v'=0.4572

Correlated color temperature: CCT=6967K(Duv=-0.0044) λd=478.4nm Purity=10.7%

Color than : R=12.5% G=84.2% B=3.3% peak wavelength : λp=442.9nm FWHM=21.3nm

Color rendering index : Ra=70.1

R1 =74 R2 =71 R3 =66 R4 =73 R5 =75 R6 =63 R7 =74

R8 =66 R9 =-12 R10=29 R11=76 R12=45 R13=71 R14=81 R15=70

Photometric parameters:

Luminous flux: Φ= 2810 lm Photosynthetic efficiency : 80.56 lm/W

Radiation flux: e= 9.290W

Electrical parameters:

V = 13. 499V I = 2. 584 A P =34. 88W PF = 1.000

Equipment state: T = 76 ms Ip = 38197 (58%)

OPTICS PARAMETERS

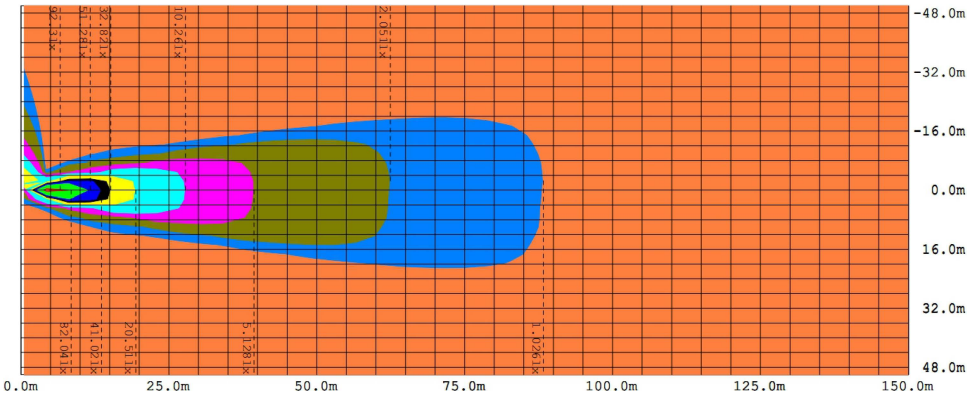

92.30 82.04 51.28 41.02 32.82 20.51 10.26 5.128 2.051 1.026 lx

Height of Lamp Fixed: H = 1.00m Illumination Area) : L = 150.0 m ,W =100.0 m Voltage :13.498V Current :2.66A Power : 35.89W

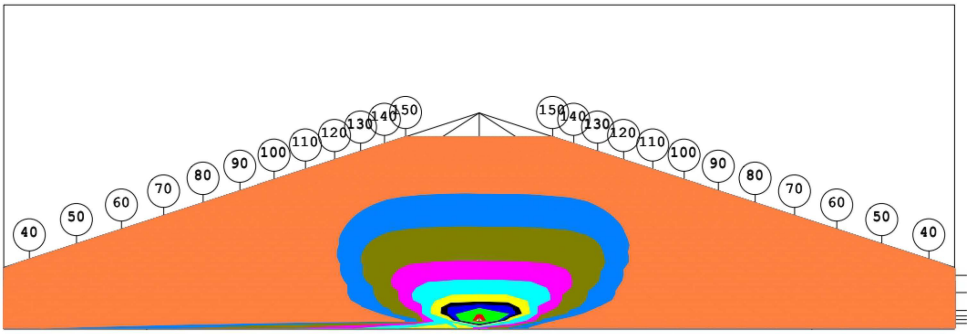

92.30 82.04 51.28 41.02 32.82 20.51 10.26 5.128 2.051 1.026 lx

Height of Lamp Fixed: H = 1.00m Illumination Area) : L = 150.0 m ,W =100.0 m Voltage :13.498V Current :2.66A Power : 35.89W

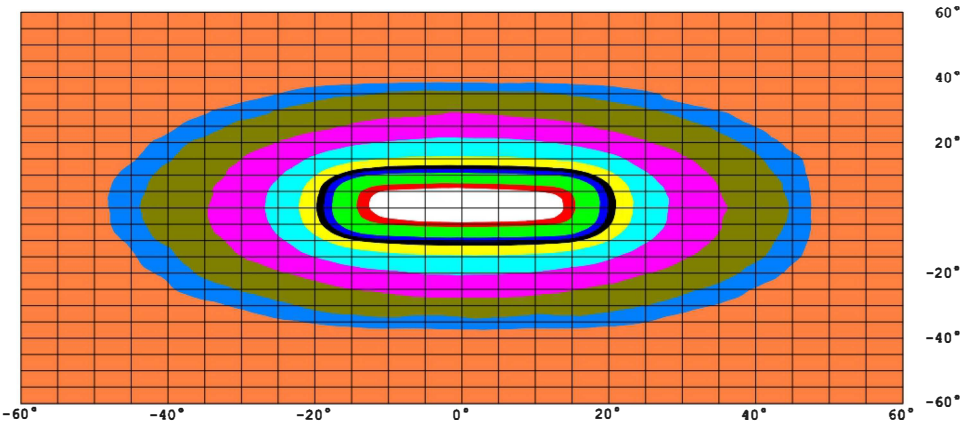

7222 6419 4012 3210 2568 1605 802.4 401.2 160.5 80.24 cd

Height of Lamp Fixed: H = 1.00m Illumination Area) : L = 150.0 m ,W =100.0 m Voltage :13.498V Current :2.66A Power : 35.89W

LUMINANCE TEST

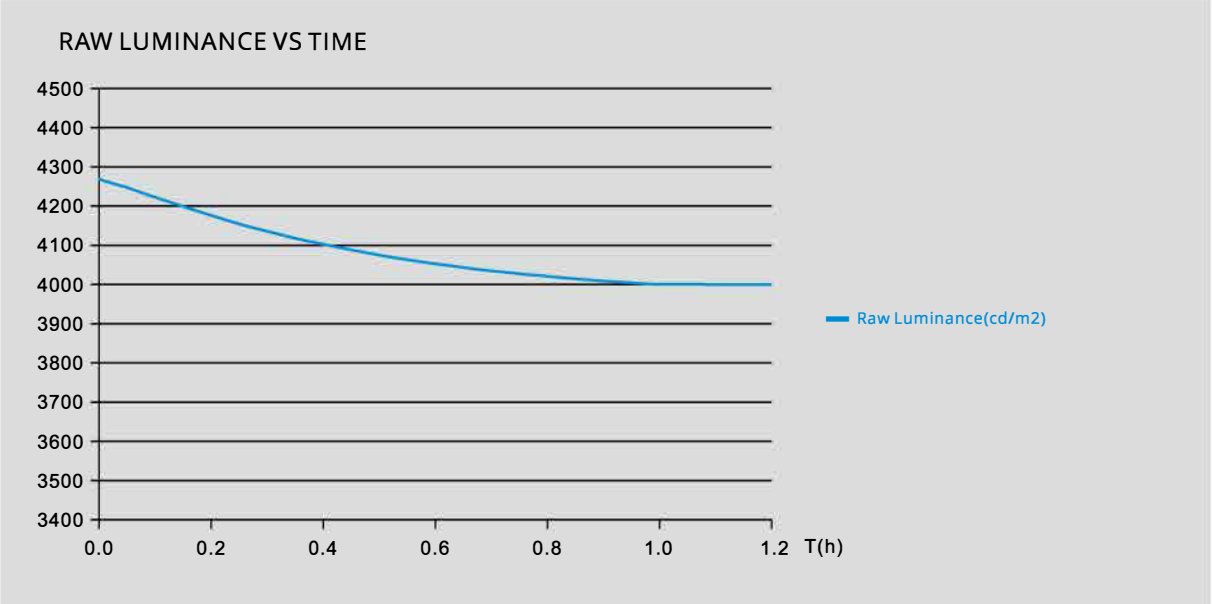

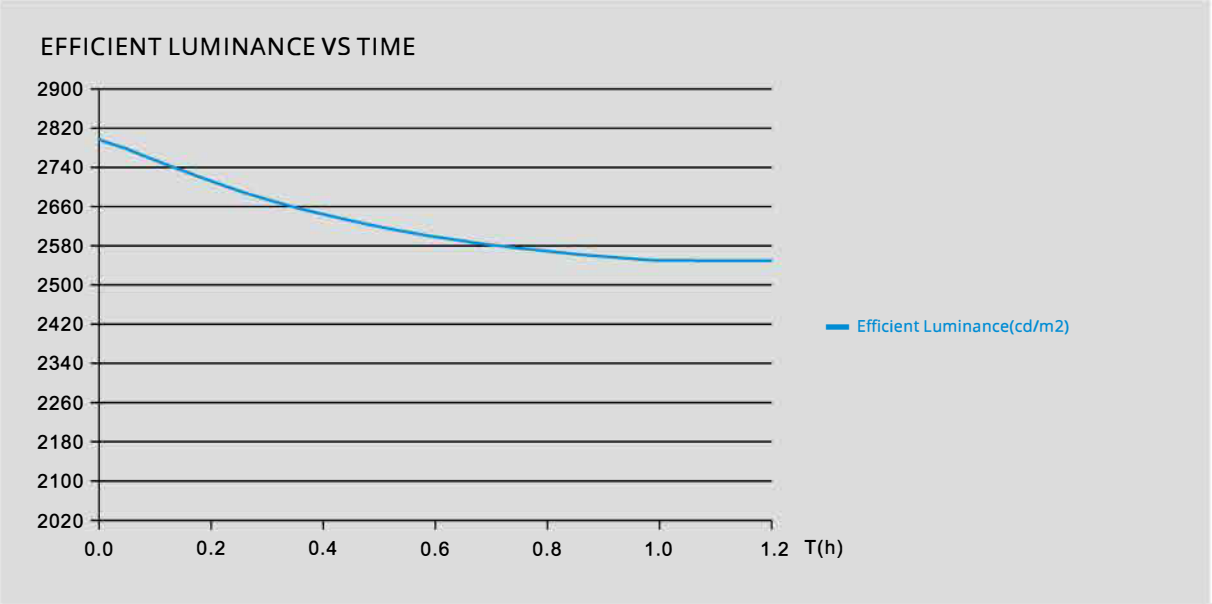

TESTED UNDER CIRCUMSTANCE TEMPERATURE: 23°C
BOTH RAW LUMINANCE AND EFFICIENT LUMINANCE ARE DROPPED DOWN IN THE FIRST 14MINUTES, AND IT COMES TO STABLE AFTER 15MINUTES

TEST

● Thermal Cycle Test Test



Test method: The test is placed in the test box in the normal working position and undergoes 5 tests cycle, each test cycle consists of the following:
Low temperature: -30°C/4h
High temperature: 60°C/4h
Temperature conversion rate: 0.6°C/min~4.0°C/min;
Cycle start temperature 20°C
Test voltage: 13.2V±0.1V

Test results: After the test, the specimen shall be visually inspected to be free of rust, reflector and the light distribution lens should not be deformed, not bubble, the light distribution performance should be Comply with relevant standard requirements.

● High pressure high and low temperature impact test



Test method: According to the maximum working voltage of 30V required by the product, in the following order:Temperature 25°C (30min) - high temperature 60°C (30min) - normal temperature 25°C (30min)—low temperature -40°C (30min), cycle 10 times

Test results: During the test, the sample has no dysfunction and damage after the test

● Temperature testing of key electronic devices



Test method: The module is placed in a constant temperature and humidity test box under the environment of 80 ℃ to use the rated Voltage 13.5V, continuous maximum power lighting for 2H, test every 30min The temperature at the highest temperature point of a key device.

Test results: During the test, the sample has no dysfunction and damage after the test

Temperature result data sheet:

time(min) / Component	0	30	60	90	120	Allowable temperature
L2	79.9	99.4	115.2	121.3	122.1	≤135℃
D3	79.7	93.1	96.3	96.8	97.1	≤125℃
U1	79.9	89.8	92.1	93.3	93.5	≤110℃
M1	79.6	90.9	94.7	95.1	95.2	≤125℃
LED3	79.7	104	105.1	105.7	106	≤110℃

CHARACTERISTICS

25M LIGHT EFFECT



Light Beam Pattern

Wide light beam ,downy and uniform in scope for extensive exposure

COMPARE

OTHER PRODUCTS

OUR PRODUCTS

INSTALLATION

• Bracket

• Bracket Installation



● Connector



Remember to use relay when it is installed install to LED auxiliary lights.This product is to be used in vehicles only. Don't try to connect it to AC power supply!Make sure the match voltage in vehicle ! If you have question about installation please contact professional electrician.

• Applications