



2018-2019 PRODUCT CATALOG

MAMTEK

“Turkish Wireless Innovation Company”



MAM Elektrik Elektronik Tek. San. Tic. Ltd. Sti.
Üniversiteler Mah. İhsan Doğramacı Bul. Ar-Ge
ve Eğitim Merkezi ODTÜ Teknokent No:13
Çankaya/ANKARA



+90(505)550 99 42
+90(533)479 98 19
+90(554)382 76 92



www.mamtek.com.tr



info@mamtek.com.tr



2.4 GHz WIFI ANTENNA SERIES





This GSM/3G Antenna will significantly increase the range and strength of your GSM/3G signal in all directions. It is an ideal solution for any suitable device requiring high & reliable performance

Model No	MAM-WNA2.4-0001
Polarization Type	Vertical
Input Impedance	50 Ohms
VSWR	1.5
Frequency Range-MHz	800/900/1800/2100Mhz
Base Cable Connector Type	SMA Male

Model No	MAM-WNA2.4-0002
Polarization Type	Linear
Input Impedance	50 Ohms
VSWR	<2.0
Frequency Range-MHz	800/900/1800/2100Mhz
Base Cable Connector Type	SMA Male
Operating Temperature	-40°C~+85°C
Environmentally Friendly	ROHS Compliant



2.4G Wireless Wifi Antenna with SMA Connector




Model No	MAM-WNA2.4-0003
Polarization Type	Vertical
Input Impedance	50 Ohms
VSWR	≤2.0
Frequency Range-MHz	900-1800MHz
Base Cable Connector Type	SMA/IEC
Working Temp	-40-85 C

Model No	MAM-WNA2.4-0004
Polarization Type	Vertical
Input Impedance	50 Ohms
VSWR	<2.0
Frequency Range-MHz	2400-2500MHz
Base Cable Connector Type	SMA
Operating Temperature	-40°C~+85°C
Upply Voltage	DC 3.3-5.0 V

2.4GHz 12dB High Gain Wifi Omni Directional Outdoor Fiberglass Antenna





Ceiling Mount Indoor Wifi Antenna

Model No	MAM-WNA-0005
Polarization Type	Vertical
Input Impedance	50 Ohms
VSWR	1.5
Frequency Range-MHz	800-2500 MHz
Base Cable Connector Type	N Male









4G 

**4G ANTENNA
SERIES**



Model No	MAM-CX4G-001
Frequency Range (MHz)	600-2700
Bandwidth (MHz)	100~700
Input Impedence (Ω)	50
V.S.W.R	≤ 1.5
Gain (dBi)	7
Polarization Type	Vertical
Power Capacity (w)	50
Antenna Length (mm)	380
Cable length(mm)	3000
Connect Type	SMA-MALE
Radome Color	Black
Weight (g)	85g

Model No	MAM-CX4G-002
Electrical Specifications	
Frequency	698-2700MHz
Input Impedence (Ω)	50
V.S.W.R	≤ 1.2
Gain (dBi)	5dBi
Polarization Type	Vertical
Power Capacity (w)	100
Mechanical Specifications	
Antenna Dimension	180mm*45mm
Connector	SMA male
Weight	20g
Temperature	-40°C to+80°C





Model No	MAM-CX4G-003
Frequency Range (MHz)	698~960/1710~2700MHz
Bandwidth (MHz)	100~700
Input Impedence (Ω)	50
Gain (dBi)	4.5
Polarization Type	Vertical
Power Capacity (w)	150
Antenna Length (mm)	320
Connect Type	N Type Female Connector
Weight (g)	150g

Model No	MAM-CX4G-004
Electrical Specifications	
Frequency	698~960MHz, 1710~2170MHz, 2300~2700MHz,
Input Impedence (Ω)	50
V.S.W.R	3
Polarization Type	Vertical
Mechanical Specifications	
Antenna Dimension	85.7mm*145.6mm
Connector	SMA male
Weight	1290g
Temperature	-40°C to+80°C



5G





5G ANTENNA SERIES





Model No	MAM-CX5G-0001
Polarization Type	Vertical
Input Impedance	50 Ohms
VSWR	2
Frequency Range-MHz	4900-5850 MHz
Gain	2x19dBi
Base Cable Connector Type	2xRP SMA
Max Power	100 W

Model No	MAM-CX5G-0002
Polarization Type	Vertical
Input Impedance	50 Ohms
VSWR	2
Frequency Range-MHz	4900-5850 MHz
Gain	3x16dBi
Base Cable Connector Type	2xRP SMA
Max Power	50 W





Model No	MAM-CX5G-0003
Polarization Type	Vertical and Horizontal
Input Impedance	50 Ohms
VSWR	2
Frequency Range-MHz	5450-5850 MHz
Gain	13dBi
Base Cable Connector Type	2-N-Male or 2-RPSMA
Max Power	100 W

Model No	MAM-CX5G-0004
Polarization Type	Vertical
Input Impedance	50 Ohms
VSWR	<1.5
Frequency Range-MHz	4900-5900 MHz
Gain	17dBi
Base Cable Connector Type	4xFemale
Max Power	20 W





Model No	MAM-CX5G-0005
Polarization Type	Vertical and Horizontal
Input Impedance	50 Ohms
VSWR	2
Frequency Range-MHz	4950-5850 MHz
Gain	30dBi
Base Cable Connector Type	2xN-Female or 2xRP SMA
Max Power	50 W


Model No	MAM-CX5G-0006
Polarization Type	Vertical and Horizontal
Input Impedance	50 Ohms
VSWR	2
Frequency Range-MHz	5150-5850 MHz
Gain	20dBi
Base Cable Connector Type	2xRP SMA
Max Power	50 W





Model No	MAM-CX5G-007
Electrical Specifications	
Frequency Range (MHz)	2400-2500Mhz
Horizontal Beam width	60°-90°
Vertical Beam width	70°-70°
Input Impedence (Ω)	50
V.S.W.R	≤ 1.2
Gain (dBi)	5dB
Power Capacity (w)	50
Mechanical Specifications	
Antenna Length	7cm
Connect Type	SMA
Weight (g)	50
Rated Wind Velocity	210Km/h
Operating Temperature	-40°C to+80°C

Model No	MAM-CX5G-008
Frequency Range (MHz)	824~960/1710~2170MHz
Bandwidth (MHz)	100~700
Input Impedence (Ω)	50
V.S.W.R	<2.0
Gain (dBi)	5.0dBi
Polarization Type	Linear
Power Capacity (w)	50
Antenna Length (mm)	380
Connect Type	SMA-MALE
Temperature	-40°C~+85°C
Environmentally Friendly	ROHS Compliant





Model No	MAM-CX5G-0009
Polarization Type	Vertical and Horizontal
Input Impedance	50 Ohms
VSWR	<2.0
Frequency Range-MHz	5150-5880 MHz
Gain	23dBi
Base Cable Connector Type	N-Female
Max Power	50 W

Model No	MAM-CX5G-00010
Polarization Type	Vertical and Horizontal
Input Impedance	50 Ohms
VSWR	<2.0
Frequency Range-MHz	5150-5850 MHz
Gain	23dBi
Base Cable Connector Type	SMA Female
Max Power	50 W






Model No	MAM-CX5G-0011
Polarization Type	Vertical and Horizontal
Input Impedance	50 Ohms
VSWR	<2.0
Frequency Range-MHz	5150-5880 MHz
Gain	23dBi
Base Cable Connector Type	N-Female
Max Power	50 W

Model No	MAM-CX5G-00012
Polarization Type	Vertical and Horizontal
Input Impedance	50 Ohms
VSWR	Max 2.0
Frequency Range-MHz	4950-5850 MHz
Gain	2x32dBi
Base Cable Connector Type	2- N Female
Max Power	50 W





Model No	MAM-CX5G-00013
Polarization Type	Vertical and Horizontal
Input Impedance	50 Ohms
VSWR	Max 2.0
Frequency Range-MHz	3300-3800 MHz
Gain	23dBi
Base Cable Connector Type	2-N-Male or 2-RPSMA
Max Power	50 W

Model No	MAM-CX5G-000114
Polarization Type	Vertical
Input Impedance	50 Ohms
VSWR	Max 2.0
Frequency Range-MHz	5000 MHz
Gain	5dBi
Length(mm)	170
Max Power	50 W

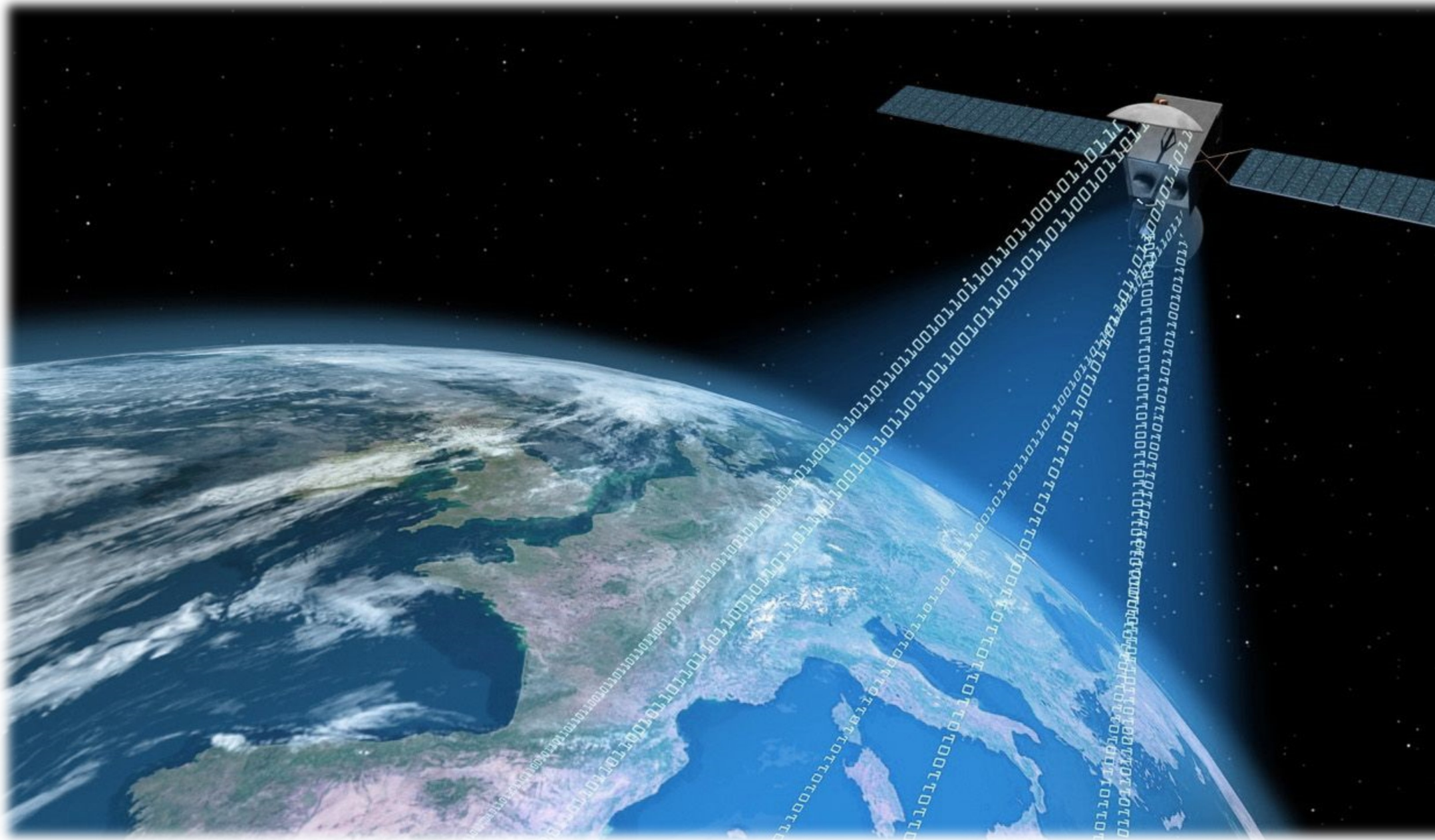





Model No	MAM-CX5G-00015
Polarization Type	Vertical
Input Impedance	50 Ohms
VSWR	Max 2.5
Frequency Range-MHz	2300-2700 MHz
Gain	12dBi
Base Cable Connector Type	SMA
Max Power	50 W

Model No	MAM-CX5G-00016
Polarization Type	Vertical
Input Impedance	50 Ohms
VSWR	≤1.5
Frequency Range-MHz	5150-5850 MHz
Gain	33dBi
Connector Type	N-Female
Max Power	100 W







GPS ANTENNA SERIES



Model No	MAM-GPS-001
Polarization Type	RHCP
Input Impedance	50 Ohms
VSWR	2.0
Frequency Range-MHz	1575.42 MHz \pm 2MHz
Base Cable Connector Type	Fully Customizable
Cable Length	3 meter

Model No	MAM-GPS-002
Polarization Type	Linear
Input Impedance	50 Ohms
VSWR	2.0
Frequency Range-MHz	1565~1612 MHz
Base Cable Connector Type	SMA Male Standard, Fully Customizable
Cable Length	1 meter





Model No	MAM-GPS-003
Polarization Type	Vertical
Input Impedance	50 Ohms
VSWR	1.5
Frequency Range-MHz	800/900/1800/2100Mhz
Base Cable Connector Type	SMA Male
Cable Length	3 meter

Model No	MAM-GPS-004
Frequency (MHz)	1575.42MHZ±1.023MHZ
Bandwidth (MHz)	6MHZ
Gain (dBi)	28dB±3dB
Input Impedence (Ω)	50
V.S.W.R	≤1.7
Polarization Intensity	R.H.C.P
Supply Voltage	DC3.3~5.0V
The Sound Coefficient	≤1.5dB
Max Input Power (w)	50
Temperature	-40°C~+90°C
Connector Type	SMA(Customized)
Weight (g)	69





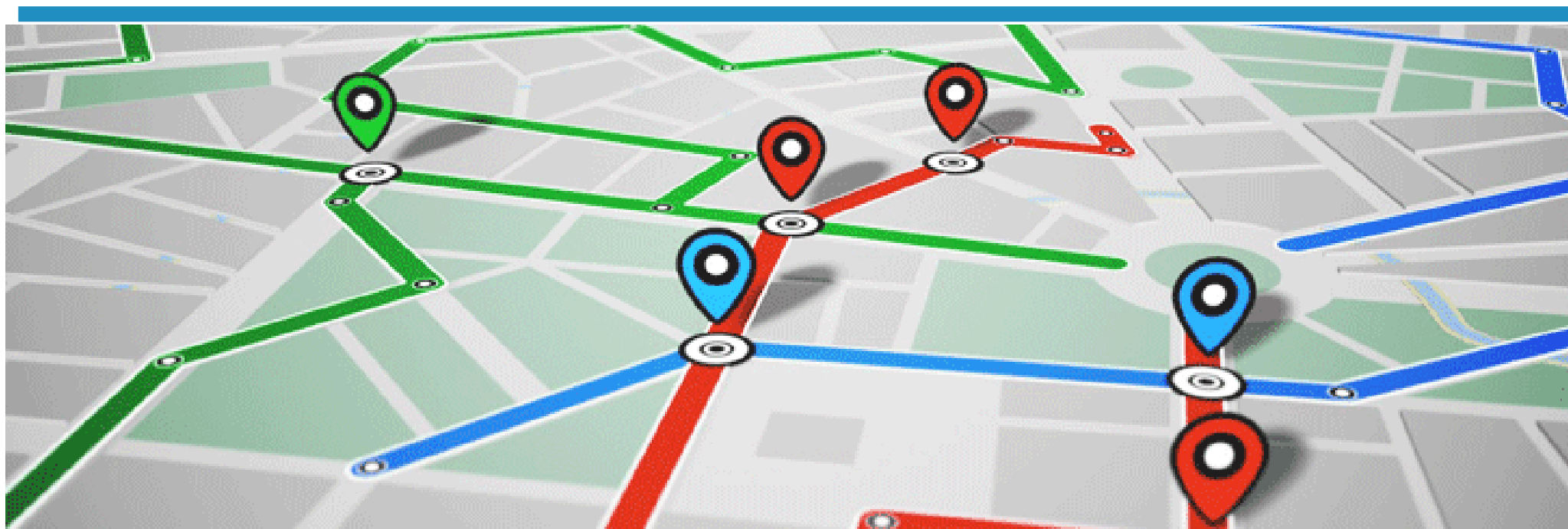
Model No	MAM-GPS-005
Polarization Type	Linear
Input Impedance	50 Ohms
Peak Gain	1.82 dBi
Frequency Range-MHz	824-960 MHz
Base Cable Connector Type	Fakra Code D
Operation Temp	-40°C ~ + 85°C

Model No	MAM-GPS-006
Polarization Type	RHCP
Input Impedance	50 Ohms
VSWR	2.0
Frequency Range-MHz	1574-1606 MHz
Base Cable Connector Type	SMA Male
Operation Temp	-40°C ~ + 85°C





Model No	MAM-GPS-005
Polarization Type	RHCP
Input Impedance	50 Ohms
VSWR	1.92
Frequency Range-MHz	1575.42 MHz
Base Cable Connector Type	Fakra Code D
Operation Temp	-40°C ~ + 85°C







**GSM ANTENNA
SERIES**



Model No	MAM-GSM-001
Polarization Type	Linear
Input Impedance	50 Ohms
VSWR	3.5:1
Frequency Range-MHz	850-2100 MHz
Connector Type	SMA
Cable Length	3 meter

Model No	MAM-GSM-002
Polarization Type	Vertical
Input Impedance	50 Ohms
Product	Indoor Antennas
Frequency Range-MHz	850-2100 MHz
Connector Type	SMA male
Cable Length	3 meter





This GSM/3G Antenna will significantly increase the range and strength of your GSM/3G signal in all directions. It is an ideal solution for any suitable device requiring high & reliable performance.

Model No	MAM-GSM-003
Polarization Type	Vertical
Input Impedance	50 Ohms
VSWR	1.5
Frequency Range-MHz	800/900/1800/2100Mhz
Base Cable Connector Type	SMA Male
Cable Length	3 meter

Model No	MAM-GSM-004
Polarization Type	Vertical
Input Impedance	50 Ohms
VSWR	1.5
Frequency Range-MHz	800/900/1800/2100Mhz
Base Cable Connector Type	SMA Male
Cable Length	3 meter



This GSM/3G Antenna will significantly increase the range and strength of your GSM/3G signal in all directions. It is an ideal solution for any suitable device requiring high & reliable performance.



**SECTOR ANTENNA
SERIES**



Model	MAM-SECTOR-0001	
Frequency Range	2.3-2.7GHz	4.9-5.9GHz
Gain	17dBi	20dBi
Polarization	V/H	V/H
-3.0dB Azimuth Beam width	90° typ	90° typ
-3.0dB Elevation Beam width	8° typ	4° typ
Front-To-Back Ratio	-25 dB typ	
Port To Port Isolation	20 dB typ	
Cross Polarization	20 dB typ	
VSWR	<1.5 typ	
Maximum Power Per Port	20 watts	
Impedance	50 ohms	
Lightning Protection	DC ground	
Dimensions(H x W x D)	700*260*25 mm	
Weight	5 kg	
Radome Material and Color	UV Stabilized ABS plastic,white	
Reflector Material	Aluminum	
Connector Type and Location	4 x Female	
Operational Temperature	-45°C to 65°C	
Mechanical Downtilt	-10° to +3°	
Survival Wind Speed	125 mph (201kph)	



Model	MAM-SECTOR-0002	MAM-SECTOR-0003	MAM-SECTOR-0004	MAM-SECTOR-0005
Electrical				
Frequency Range	4.9-5.9GHz	4.9-6.4GHz	4.9-5.9GHz	4.9-6.4GHz
Gain	16dBi	15dBi	19dBi	18dBi
Polarization	Double Dual Slant, $\pm 45^\circ$			
-3.0dB Azimuth Beam width	60° typ	90° typ	60° typ	90° typ
- 3.0dB Elevation Beam width	7° typ	7° typ	4° typ	4° typ
Front-To-Back Ratio	-25 db typ			
Port To Port Isolation	20 dB typ			
Cross Polarization	20 dB typ			
VSWR	<1.5 typ			
Maximum Power Per Port	20 watts			
Impedance	50 ohms			
Lightning Protection	DC ground			
Mechanical				
Dimensions, H x W x D	380*260*30mm	380*260*35mm	700*260*30mm	700*260*35mm
Weight	3kg	3.5kg	5kg	6kg
Radome Material and Color	UV Stabilized ABS plastic, white			
Reflector Material	Aluminum			
Connector Type and Location	4 x N- Female			
Operational Temperature	-45°C to 65°C			
Mechanical Downtilt	-28° to 12°	-28° to 12°	-10° to +3°	-10° to +3°
Survival Wind Speed	125mph (201kph)			



Model No.	MAM-SECTOR-0006
Frequency Range	MHz 5150-5875MHz
Gain	19dBi
Polarization	Vertical & Horizontal
Beamwidth Vertical	-6dbi deg 120°
Horizontal	-6dBi 4°
Front-To-Back Ratio dB	>25 dB
Isolation dB	> 30dB
VSWR	≤ 1.5type;2.0max
Maximum Power Per Port W	50W
Impedance Ω	50Ω
Lightning Protection	Direct Ground
Antenna Dimensions(LxWxD) mm	740x150x20
Weight kg	3kg
Antenna Color	White
Mount mm Pole	(D30-80mm)
Mechanical tilt capability	+3° to -10°
Reflector Material	Aluminum
Connector Type	2-RPSMA
Operational Temperature	-50°C to +70°C
Operational Humidity	95%
Wind Loading km/h Operational at	≤145km/hr
Survival at	≤209km/hr
Shipping Dimensions, (LxWxD) mm	750x160x60
Shipping Weight kg	3.5kg





MARINE SERIES

***MARINE SATALLITE TV ANTENNA**

***CAR SATALLITE TV ANTENNA**

***CARAVAN SATALLITE TV ANTENNA**



Model No.	MAM-CSTV-0001
Dish Dimension	60cm
Antenna Dimension	600x650mm
Frequency	Ku-band
Minimum EIRP	36.67dBW
Satellite Coverage Regions	Worldwide
Skew Control	Manual/Automatic
GPS interface	Built-in
DVB-S2 Compatible	yes
LNB Output	Dual
Polarization	Vertical/Horizontal
Elevation Range	0°~+140°
Azimuth Range	0°~+360°
Skew Range	-90°~+90°
Survival Wind	180km/H
Mechanical Accuracy	0.67°
Operation Temperature	-20°~+60°
Storage Temperature	-25° ~+80°
Operation Power	DC9~30V
Humidity Limit	95% R.H
Water Ingress	IPX6



	MAM-CXSTV-0001	MAM-CXSTV-0002	MAM-CXSTV-0003
Dome Size	250x 550mm	290 x 550mm	380 x 700mm
Minimum EIRP	51 dBW	50dBW	49dBW
Skew Control	Manual	Manual/Automatic	
Polarization	LHCP/RHCP or Horizontal/Vertical polarization		
Elevation Range	0°~ +90°		
Azimuth Range	0°~ +680°		
Skew Range	-90 ~ +90°		
Operating Power	+9 ~ +30VDC (Typ. 15W, Max 30W)		
Operating Temperature	-20°C ~ +60°C		
Storage Temperature	-25°C ~ +80°C		
Humidity Limit	95%R.H		
Tracking rate	60°/second		
LNB Output	Single Output		




Model No.	MAM-MSTV-0001
Dis Diameter	100 cm (39")
Antenna Dimension	151cm x 139 cm
Antenna Weight	114 Kg
Radome Material	Honeycomb FRP
Frequency	Tx: 7.9—8.4 GHz x Band Rx: 7.25-7.75 GHz x Band
Polarization	Tx: RHCP, Rx:LHCP
Axial Ratio	Tx:Better than 1.2 dB Rx:Better than 1.5 dB
Transmit Antenna Gain	36.5 dBi @ 8.15 GHz Radome losses are not
Receive Antenna Gain	Rx 35.4 dBi @ 7.5 GHz Receive gain does not include Radome losses
Radome Loss	<0.8 dB for 7.25-7.75 and 7.9-8.4 GHz
Pointing Error	0.2 deg
BUC	25W
LNB	Linear / Internal PLL
Operating Platform	3-Axis
Elevation Angle	-18°to +110°



Model No.	MAM-MSTV-0002
Dish Dimension	32cm
Antenna Dimension	405x430mm
Frequency	Ku-band
Minimum EIRP	51dBW
Satellite Coverage Regions	Worldwide
Skew Control	Manual/Automatic
GPS interface	yes
DVB-S2 Compatible	yes
LNB Output	Dual/Quad
Polarization	Vertical/Horizontal
Tracking Rate	60°/Sec.
Elevation Range	0°~+90°
Azimuth Range	0°~+680°
Skew Range	-90°~+90°
Operation Temperature	-20°~+20°
Storage Temperature	-25°~+80°
Operation Power	DC9~30V
Humidity Limit	95% R.H
Water Ingress	IPX6
Warranty	3 years





**UAV/DRONE
SERIES**



Model No	MAM-DRN-001
Polarization Type	Circular
Input Impedance	50 Ohms
Gain	13 dBi
VSWR	<1.5
Frequency Range-MHz	1400-1600 MHz
Connector Type	N-Female
Max Input Power	150W

Model No	MAM-DRN-001
Polarization Type	Circular
Input Impedance	50 Ohms
Gain	16 dBi
VSWR	<1.5
Frequency Range-MHz	1400-1600 MHz
Connector Type	N-Female
Max Input Power	150W





Model No	MAM-DRN-003
Polarization Type	Linear
Input Impedance	50 Ohms
Gain	-1.0 dBi @ 200 MHz 0 dBi @ 300 MHz 1.0 dBi @ 400 MHz 0.5 dBi @ 500 MHz
VSWR	3:1
Frequency Range-MHz	30-512 MHz
Connector Type	SMA


Model No	MAM-DRN-004
Polarization Type	Linear
Input Impedance	50 Ohms
Gain	0 dBi
VSWR	3:1
Frequency Range-MHz	350- 450 MHz
Connector Type	SMA





Model No	MAM-DRN-005
Polarization Type	Linear
Input Impedance	50 Ohms
Gain	-2.0 dBi @ 200 MHz -0.1 dBi @ 300 MHz 0.1 dBi @ 400 MHz 0.5 dBi @ 500 MHz
VSWR	3:1
Frequency Range-MHz	30-512 MHz
Connector Type	SMA


Model No	MAM-DRN-006
Polarization Type	Linear
Input Impedance	50 Ohms
Gain	-2.0 dBi @ 200 MHz -0.1 dBi @ 300 MHz 0.1 dBi @ 400 MHz 0.5 dBi @ 500 MHz
VSWR	3:1
Frequency Range-MHz	225-600 MHz
Connector Type	SMA



Model No	MAM-DRN-007
Polarization Type	Vertical
Input Impedance	50 Ohms
Gain	-3.8 dBi
VSWR	<2:5:1
Frequency Range-MHz	420—450 MHz
Connector Type	SMA

Model No	MAM-DRN-008
Polarization Type	Linear
Input Impedance	50 Ohms
Gain	>2 dBi
VSWR	2.5:1
Frequency Range-MHz	420-480 MHz
Connector Type	SMA





Model No	MAM-DRN-009
Polarization Type	Linear
Input Impedance	50 Ohms
Gain	> 2 dBi
VSWR	2.5:1
Frequency Range-MHz	430 - 600 MHz
Connector Type	SMA

Model No	MAM-UAV-001
Polarization Type	Vertical
Gain	2.4 dBi @ 800 MHz 4.3 dBi @ 1500 MHz 5.0 dBi @ 6000 MHz
VSWR	< 2:1 800 – 4400 MHz < 2.2:1 4400 – 6000 MHz
Frequency Range-MHz	800 - 6000 MHz
Connector Type	SMA
Max Input Power	10 W





Model No	MAM-UAV-002
Polarization Type	Vertical
Gain	1.3 dBi @ 1800 MHz 3.1 dBi @ 4200 MHz
VSWR	< 2:1
Frequency Range-MHz	1600 - 4400 MHz
Connector Type	SMA
Max Input Power	10 W

Model No	MAM-UAV-003
Polarization Type	Vertical
Gain	5 dBi @ 1500 MHz 6 dBi @ 1700 MHz
VSWR	< 2.5:1
Frequency Range-MHz	1500 - 1700 MHz
Connector Type	SMA
Max Input Power	10 W





**CAR
SERIES**



Model No	MAM-CAR-0001
Polarization Type	Vertical
Gain	2.8 dBi @ 700 MHz 3.0 dBi @ 900 MHz 4.8 dBi @ 1800 MHz 4.8 dBi @ 2100 MHz 4.2 dBi @ 2600 MHz
VSWR	<2:1
Frequency Range-MHz	700-3000 MHz
Connector Type	SMA

Model No	MAM-CAR-0002
Polarization Type	Linear
Gain	7.3 dBi @ 700 MHz 7.3 dBi @ 900 MHz 9.9 dBi @ 1700 MHz 9.9 dBi @ 1900 MHz 10.0 dBi @ 2100 MHz 7.0 dBi @ 2600 MHz
VSWR	<2.5:1
Frequency Range-MHz	700-3000 MHz
Connector Type	SMA





Model No	MAM-CAR-0003
Polarization Type	Linear
Gain	0 dBi @ 200 MHz 3 dBi @ 300 MHz 4 dBi @ 400 MHz 3 dBi @ 500 MHz
VSWR	<3:1
Frequency Range-MHz	700-3000 MHz
Connector Type	SMA Male

Model No	MAM-CAR-0004
Polarization Type	H/V
Gain	32 dBi
Band	Ku Band
Frequency Range-MHz	10.7 - 12.75 GHz
Weight (kg)	12.5
Operating Temp	-15°C ~ 50°C
Satellite Crash Time (Second)	<10





Model No	MAM-CAR-0005
Polarization Type	H/V
Gain	30,3 dBi
Band	Ku Band
Frequency Range-MHz	10.7 - 12.75 GHz
Weight (kg)	8.5
Operating Temp	-15°C ~ 50°C
Satellite Crash Time (Second)	<10

Model No	MAM-CAR-0002
Polarization Type	Linear
Gain	7.3 dBi @ 700 MHz 7.3 dBi @ 900 MHz 9.9 dBi @ 1700 MHz 9.9 dBi @ 1900 MHz 10.0 dBi @ 2100 MHz 7.0 dBi @ 2600 MHz
VSWR	<2.5:1
Frequency Range-MHz	700-3000 MHz
Connector Type	SMA



“Trustworthy Technology”



MAMTEK