
































SUN & MOON

NuzLocke

LOCATION	ENCOUNTER	CAUGHT?
STARTER	<input type="checkbox"/>	YES / NO
ROUTE 1	<input type="checkbox"/>	YES / NO
HAU'OLI CITY	<input type="checkbox"/>	YES / NO
ROUTE 2	<input type="checkbox"/>	YES / NO
HAU'OLI CEMETARY	<input type="checkbox"/>	YES / NO
VERDANT CAVERN	<input type="checkbox"/>	YES / NO
ROUTE 3	<input type="checkbox"/>	YES / NO
MELEMELE MEADOW	<input type="checkbox"/>	YES / NO
SEAWARD CAVE	<input type="checkbox"/>	YES / NO
KALA'E BAY	<input type="checkbox"/>	YES / NO
TEN CARAT HILL	<input type="checkbox"/>	YES / NO
ROUTE 4	<input type="checkbox"/>	YES / NO
PANIOLA TOWN	<input type="checkbox"/>	YES / NO
PANIOLA RANCH	<input type="checkbox"/>	YES / NO
ROUTE 5	<input type="checkbox"/>	YES / NO
BROOKLET HILL	<input type="checkbox"/>	YES / NO
ROUTE 6	<input type="checkbox"/>	YES / NO
ROUTE 7	<input type="checkbox"/>	YES / NO
WELA VOLCANO PARK	<input type="checkbox"/>	YES / NO
ROUTE 8	<input type="checkbox"/>	YES / NO
LUSH JUNGLE	<input type="checkbox"/>	YES / NO
DIGLETT'S TUNNEL	<input type="checkbox"/>	YES / NO
ROUTE 9	<input type="checkbox"/>	YES / NO
MEMORIAL HILL	<input type="checkbox"/>	YES / NO
AKALA OUTSKIRTS	<input type="checkbox"/>	YES / NO
HANO BEACH	<input type="checkbox"/>	YES / NO

LOCATION	ENCOUNTER	CAUGHT?
MALIE CITY		YES / NO
MALIE GARDEN		YES / NO
ROUTE 10		YES / NO
MOUNT HOKULANI		YES / NO
ROUTE 11		YES / NO
ROUTE 12		YES / NO
SECLUDED SHORE		YES / NO
BLUSH MOUNTAIN		YES / NO
ROUTE 13		YES / NO
HAINA DESERT		YES / NO
TAPU VILLAGE		YES / NO
ROUTE 15		YES / NO
ROUTE 14		YES / NO
THRIFTY MEGA MART		YES / NO
ROUTE 16		YES / NO
ULA'ULA MEADOW		YES / NO
ROUTE 17		YES / NO
AETHER PARADISE	 (GIFT)	YES / NO
WELA VOLCANO PARK		YES / NO
SEAFOLK VILLAGE		YES / NO
PONI WILDS		YES / NO
ANCIENT PONI PATH		YES / NO
PONI BREAKER COAST		YES / NO
EXEGGUTOR ISLAND		YES / NO
ALTAR OF MOONE/SUNNE		YES / NO
PONI GROVE		YES / NO
PONI PLAINS		YES / NO
PONI MEADOW		YES / NO
RESOLUTION CAVE		YES / NO
PONI COAST		YES / NO
PONI GAUNTLET		YES / NO



MELEMELE
ISLAND

AKALA
ISLAND

ULA'ULA
ISLAND

PONI
ISLAND

AETHER
PARADISE