

[CLICK HERE TO RETURN TO TABLE OF CONTENTS](#)

# WHEEL E8.0 COLLECTION



 **ATD** Wheels<sup>SM</sup>

# ATD Wheels<sup>SM</sup>



# CONTENTS E8.0

→ CLICK ON SEGMENT TITLE OR WHEEL BRAND TO NAVIGATE CATALOG ←

## LIGHT TRUCK / OFF-ROAD FITMENTS

Monster Energy Limited Edition 4 | TIS Off-Road 5 | Dropstars Off-Road 6-7 | Gear Alloy 8-11  
Centerline Light Truck/Offroad 12-13 | Ultra Motorsports Xtreme 14 | Ultra Motorsports 15-17 | Worx Alloy 18-20  
Walker Evans Racing 21 | SOTA Offroad 22-23 | Mickey Thompson 24-25 | Dick Cepek 26  
Deegan 38 by Mickey Thompson 27 | Pacer Aluminum 28 | Pacer Steel 29

## FORGED LIFTED TRUCK / EXTREME OFF-ROAD FITMENTS

Dropstars / TIS Forged Truck Series 30 | Gear Forged Truck Series 31 | Centerline Forged Truck Series 32  
RBP Forged Truck Series 33 | Weld Racing XT Forged Truck Series 34 | American Force Forged Truck Series 35

## DUALY TRUCK FITMENTS

Ultra 36 | Worx 37

## PASSENGER CAR / SUV / STREET TRUCK FITMENTS

Dropstars 38 | TIS 39 | Motiv 40-41 | Platinum 42-43 | Cruiser Alloy 44-45 | Pacer 46-47

## SPORT COMPACT / TUNER FITMENTS

Drifz 48-49 | ICW Racing 50-51 | Focal 52-53

## MUSCLE CAR FITMENTS

Centerline Modern Muscle 54-55 | Centerline Classic Muscle 56 | Ultra Classic Muscle 57  
Pacer Classic Muscle 57 | Cragar Classic Muscle 58 | Cragar Modern Muscle 59

## SPECIAL ORDER BRANDS

Lexani 60-63 | Fondmetal 64 | Maxxim 65 | Fittipaldi Sport Wheels 66-67 | Konig 68-69  
Advanti Racing 70-71 | O.E. Performance 72-75 | Mamba 76-77 | RBP Wheels 78-79  
RBP Accessories 80 | Black Rock 81 | American Force 82-83

## TRAILER WHEELS / WHEEL ACCESSORIES / SUSPENSION

Blackrock 84 | Pacer 84 | Ultra 84 | Wheel Accessories 85 | Ready Lift Suspension 86



877-ATD-WHEELS • 877-283-9433  
855-ATD-ESPANOL • 855-283-3772



ATDWHEELS

@ATDWHEELS

#ATDWHEELS



TIS OFFROAD WHEELS

NEW



**543C**  
CHROME PLATED

AVAILABLE IN  
**MEGA-DEEP LIP**  
12" WIDTHS

SIZE	OFFSET	LIP DEPTH
18X10	-25	4.77"
20X9*	-12 +18	5.25"
20X12	-44	8.00"
22X12	-44	8.00"

\*-12MM OFFSET ONLY HAS 5.25" LIP DEPTH

**543B**  
SATIN BLACK

ALL WHEELS PATENT PENDING



THE BEADLOCK BOLTS ARE REMOVABLE FOR RING CUSTOMIZATION

**540B**  
SATIN BLACK WITH SATIN BLACK SIMULATED BEADLOCK-STYLE LIP AND GREEN MONSTER M-CLAW CAP

17x8.5	+00
18x9	+00 +18
20x9	+00 +18

**649BA**  
SATIN BLACK WITH ANTHRACITE GREY BEADLOCK-STYLE LIP AND GREEN MONSTER M-CLAW CAP

17x8.5	+00
18x9	+00 +18
20x9	+00 +18

TIS OFFROAD WHEELS



GLOSS BLACK WITH MIRROR MACHINED FACE AND CHROME T-STAR CAP

**535MB** 17X9 -12  
18X9 -12 +00 +10 +18  
20X9 -12 +00 +18  
20X12\* -44  
\*7.85" DEEP LIP!  
U.S. Patent #746209

BRIGHT PVD W/ T-STAR CAP, DURABLE ALL-WEATHER SYNTHETIC CHROME

**535V** 18X9 -12 +18  
20X9 -12 +00 +18  
**535C** 20X12\* -44  
\*CHROME PLATED \*7.85" DEEP LIP!

SATIN BLACK W/ CNC MILLED LIP ACCENTS AND CHROME T-STAR CAP

**535B** 17X9 -12  
18X9 -12 +00 +18  
20X9 -12 +00 +18  
20X12\* -44  
22X12\* -44  
\*7.85" DEEP LIP!  
U.S. Patent #746209



SATIN BLACK W/ CHROME BOLT ACCENTS AND CHROME T-STAR CAP

**534B** 18X9 +18  
20X9 +00 +18  
20X10 -19  
U.S. Patent #764374

SATIN BLACK W/ GLOSS BLACK T-STAR CAP

**539B** 20X9 +18  
20X10\* -25  
\*4.50" DEEP LIP!  
U.S. Patent #760140

GLOSS BLACK WITH MIRROR MACHINED FACE AND CHROME T-STAR CAP

**538MB** 17X9 -12  
18X9 -12 +18  
20X9 -12 +18  
20X10 -19  
20X12\* -44  
\*8.00" DEEP LIP!  
U.S. Patent #763163



ALL WHEELS PATENT PENDING

# DROPSTARS OFFROAD

ALL WHEELS PATENT PENDING



## 652BM

SATIN BLACK WITH CNC MILLED ACCENTS

AVAILABLE IN  
**MEGA-DEEP LIP** 12" & 14" WIDTHS

SIZE	OFFSET	LIP DEPTH
20X9*	-12 +00 +18	5.39"
20X10	-25	6.09"
20X12	-44	7.88"
22X14	-76	9.98"

\*-12MM OFFSET ONLY HAS 5.39" LIP DEPTH

**2017**  
NEW STYLE



LIGHT TRUCK / OFF-ROAD FITMENTS

DROPSTARS OFF-ROAD

# DROPSTARS OFFROAD



GLOSS BLACK WITH MIRROR MACHINED FACE AND CHROME D-STAR CAP

### 645MB

SIZE	OFFSET	LIP DEPTH
17X9	-12	4.05"
18X9	-12 +00 +10 +18	4.11" (-12 ONLY)
20X9	+00 +18	4.20"
20X10	-19	6.20"

SATIN BLACK W/ CNC MILLED LIP ACCENTS AND CHROME D-STAR CAP

### 645B

SIZE	OFFSET	LIP DEPTH
17X9	-12	4.05"
18X9	-12 +00 +10 +18	4.11" (-12 ONLY)
20X9	+00 +18	4.20"
20X10	-19	6.20"
20X12	-44	8.00"

BRIGHT PVD WITH D-STAR CAP DURABLE ALL-WEATHER SYNTHETIC CHROME

### 645V 645C

SIZE	OFFSET	LIP DEPTH
18X9	-12 +00 +10 +18	4.11" (-12 ONLY)
20X9	+00 +18	4.20"
20X10*	-19	6.20"

\*CHROME PLATED



SATIN BLACK W/ CNC MILLED LIP ACCENTS AND CHROME D-STAR CAP

### 647BM

SIZE	OFFSET	LIP DEPTH
17X9	-12	4.05"
18X9	+00 +10 +18	4.11"
20X9	-12 +00 +18	4.20"
22X9.5	+18	6.20"

US Patent # D751017

SATIN BLACK W/GLOSS BLACK LIP, EDGE BOLTS AND GLOSS BLACK D-STAR CAP

### 648BB

SIZE	OFFSET	LIP DEPTH
20X9	+00 +18	4.20"
20X10	-25	6.20"

ALL WHEELS PATENT PENDING



LIGHT TRUCK / OFF-ROAD FITMENTS

DROPSTARS OFF-ROAD



# GET YOUR TRUCK IN GEAR



**NEW**  
**KICKSTAND 742C**  
CHROME PLATED  
20X9+18/20X10-25/20X12-44\*  
\*7.90" DEEP LIP!



**NEW**  
**DRIVETRAIN 744B**  
SATIN BLACK CENTER WITH GLOSS BLACK BARREL AND LIP-EDGE  
18X10-25/20X9+18/20X10-25/20X12-51\*  
\*6.17" DEEP LIP!



ALL DESIGNS ARE PATENTED OR PATENT PENDING



**NEW**  
**KICKSTAND 742BM**  
GLOSS BLACK WITH CNC MILLED ACCENTS  
20X9+18/20X10-25/20X12-44\*  
\*7.90" DEEP LIP!



**NEW**  
**ARMOR 743BM**  
GLOSS BLACK WITH CNC MILLED ACCENTS  
20X9+00 +18/20X10-25/20X12-44\*  
\*5.82" DEEP LIP!





**MECHANIC 741BM**

Gloss Black with CNC Milled Accents  
 17x9 -12 +18  
 18x9 +10 +18 +25  
 20x9 +00 +18 +25  
 U.S. Patent # D764375



**MANIFOLD 740MB**

Gloss Black w/Mirror Machined Accents and Customizable Chrome Spoke Inserts  
 17x9 -12 +18  
 18x9 +10 +18 +25  
 20x9 +00 +18 +25



**MANIFOLD 740B**

Satin Black w/Customizable Carbon Black Spoke Inserts  
 17x9 -12 +18  
 18x9 +10 +18 +25  
 20x9 +00 +18 +25  
 20x10 3.70" Lip -25  
 20x12 5.50" Lip -44



Shown with Customized Spoke Inserts



**MECHANIC 741MB**

Gloss Black with Mirror Machined Accents  
 17x9 -12 +18  
 18x9 +10 +18 +25  
 20x9 +00 +18 +25  
 U.S. Patent # D764375



**ENDURANCE 739BZ**

Matte Bronze Center w/Black Lip and Dark Aluminum Lip Bolts  
 17x8.5 +00  
 20x9 +18  
 U.S. Patent # D727829



**ENDURANCE 739B**

Satin Black Center w/Anthracite Lip and Aluminum Lip Bolts  
 17x8.5 +00  
 20x9 +18  
 U.S. Patent # D727829



**SWITCHBACK 738MB**

Satin Black w/Mirror Machined Spoke Accents and Gold-Tone Cadmium Plated Bolts  
 17x9 +10 +18  
 18x9 +18  
 20x0 +18  
 U.S. Patent # D704616

ALL DESIGNS ARE PATENTED OR PATENT PENDING



**CHALLENGER 737BM**

Gloss Black with CNC Milled Accents  
 18x9 4.00" Lip\* -12 +10 +18 \*-12 Offset Only  
 20x9 4.00" Lip +00 +18  
 20x10 6.00" Lip -19  
 U.S. Patent # D706197

# GET YOUR TRUCK IN GEAR



**CHALLENGER 737V**

Bright PVD Durable All-Weather Synthetic Chrome  
 18x9 4.00" Lip\* -12 +18  
 \*-12 Offset Only  
 20x9 4.00" Lip +00 +18  
 U.S. Patent # D706197



**OVERDRIVE 728B**

Satin Black  
 17x9 +10 +18  
 U.S. Patent # D726624



**DOMINATOR 725MB**

Satin Black w/Mirror Machined Accents  
 18x9 -12, +00 +10, +18  
 20x9 -12, +00 +18  
 U.S. Patent # D704118



**NITRO 723C**

Chrome Plated  
 17x9 +10 +18  
 18x9 +18  
 20x9 +00 +18



**BIG BLOCK 726B**

Satin Black  
 17x9 3.20" Lip\* -12 +18  
 18x9 1.70" Lip +10 +18  
 20x9 2.60" Lip +00 +18  
 20x10 4.20" Lip -19  
 20x12 6.20" Lip -44  
 \*-12 Offset Only



**BIG BLOCK 726M**

Gloss Black with Mirror Machined Face  
 17x9 3.20" Lip\* -12 +18  
 18x9 1.70" Lip -12 +10 +18  
 20x9 2.60" Lip +00 +18  
 20x10 4.20" Lip -19  
 20x12 6.20" Lip -44  
 22x12 6.20" Lip -44  
 \*-12 Offset Only



**BIG BLOCK 726C**

Chrome Plated  
 18x9 1.70" Lip +18  
 20x9 2.60" Lip +00 +18  
 20x10 4.20" Lip -19  
 20x12 6.20" Lip -44  
 22x12 6.20" Lip -44  
 U.S. Patent # D704122



**BIG BLOCK 726MB**

Gloss Black with CNC Milled Accents  
 18x9 1.70" Lip -12 +10 +18  
 20x9 2.60" Lip +00 +18  
 20x10 4.20" Lip -19  
 20x12 6.20" Lip -44  
 22x12 6.20" Lip -44  
 U.S. Patent # D704121



**BIG BLOCK 726BM**

Gloss Black with CNC Milled Accents  
 18x9 1.70" Lip +18  
 20x9 2.60" Lip +18  
 20x12 6.20" Lip -44



**BACKCOUNTRY 719MB**

Machined Face w/Carbon Black Accents  
 18x9 +10 +18  
 20x9 +18  
 U.S. Patent # D715724



**BLACKJACK 718B**

Carbon Black  
 16x8 +00  
 17x9 +10 +18  
 18x9 +10 +18  
 20x9 +18  
 U.S. Patent # D706697



**DOUBLE PUMP 713MB**

Mirror Machined Face w/Gloss Black Accents  
 16x8 +00  
 17x9 +10 +30  
 18x9 +10 +30  
 20x9 +10 +30 +35  
 U.S. Patent # D707172

# CENTERLINE ALLOY WHEELS TRUCK SERIES

## LT1 / 830

17x9 +00 +18  
20x9 +00 +18 +25  
20x12 -44

### CONVO II

Customizable Inserts  
and Rings Available



Gloss Black w/Machined Face (MB) Gloss Black (B) Chrome Plated (C)

## LT2 / 831

20x10 -24

US PATENT No.D722548



Gloss Black w/Machined PCD Bowl (MB) Gloss Black (B) PVD (V)

## ST1 / 834

17x9 +12 +30  
18x9 +12 +18 +30  
20x9 +12 +18 +30

US Patent # D706199



Gloss Black w/Milled Spokes (BM) US PATENT No.D706199 Satin Black (SB)

## ST2 / 835

20x9 -12



Satin Black w/Machined PCD Bowl (MB) PVD (V)

## Customizable Inserts / Rings

Inserts Available for LT1/SERIES 830

Rings Available for LT1/SERIES 830 and RT1/SERIES 832



**Inserts**  
Available Gloss Blue, Gloss Black, Gloss Red or Chrome  
Sold as 1 each  
Includes 6 Inserts and All Hardware

**Full Face Design**  
Brushed Finish Aluminum  
Sold as 1 ea. All Hardware Included

**Sawtooth Design**  
Brushed Finish Aluminum  
Sold as 1 ea. All Hardware Included

**Standard Design**  
Brushed or Polished Aluminum  
Sold as 1 ea. All Hardware Included



## RT1 / 832

17x9 +00 +12  
20x9 +00 +12  
20x10 -24

### CONVO II

Customizable Rings  
Available



Gloss Black with Machined Face (MB) Satin Black (SB) Satin Graphite with Brushed Face (GM) PVD (V)

## RT2 / 833

17x8.5 +00  
20x9 +00 +12

US PATENT No.D714708



Satin Black w/Machined PCD Bowl and Lip (MB) Satin Black (SB) Satin Graphite w/Black PCD Bowl and Lip (GB)

## RT3 / 836

17x9 +00 +18  
18x9 +00 +10 +18  
20x9 +00 +18

US PATENT No.D704116



Satin Black w/Machined Face (MB) Satin Black (SB) Satin Black w/Bronze Tint Window Accents (BZ)

## RT4 / 837

17x9 +10 +18  
18x9 +00 +10 +18  
20x9 +00 +18

US PATENT No.D704117



Machined Face w/Satin Black Accents (MB) Satin Black (SB) Bronze Tint Center w/Satin Black Accents (BZ)



**NEW**

**XTREME X108(SB)**

Satin Black with Satin Clear-Coat  
17x8.5 • 20x9 • 20x12\*  
\* Features a 6.10" Deep Lip



**NEW**

**XTREME X109(SB)**

Satin Black with Satin Clear-Coat  
17x8.5 • 18x9 • 20x9



**XTREME X107(SB)**

Satin Black w/Satin Black  
X-LOK Lip and Satin Clear-Coat  
17x8.5 • 18x9 • 20x9



**XTREME X107(GN)**

Satin Graphite w/Satin Black  
X-LOK Lip and Satin Clear-Coat  
17x8.5 • 18x9 • 20x9



**SAWBLADE X-LOK X106(SB)**

Satin Black w/Satin Black X-LOK Lip  
and Satin Clear-Coat

Satin Anthracite Grey w/Satin Black X-LOK  
Lip and Satin Clear-Coat **X106(GN)**  
17x8.5

**NEW FOR 2017  
UTV WHEELS**



**XTREME X100(BM)**

Gloss Black with Milled Accents  
and Clear-Coat 17x8.5 • 20x9

The Xtreme X100 comes with  
an exclusive multi-piece center  
cap system that allows for a  
fully-finished look with or with  
out the center cap in place.



**NON-BEADLOCK UTV X107(SB)**

Satin Black w/Satin Clear-Coat  
15x6



**BEADLOCK UTV X117(SB)**

Satin Black w/Satin Clear-Coat  
15x6, 15x10



**NEW**

**HUNTER 203**

Gloss Black with Milled Accents and  
Clear-Coat **203(BM)**  
17x9 • 18x9 • 20x9 • 20x10

Satin Black with Satin Clear Coat **203(SB)**  
17x9 • 18x9 • 20x9 • 20x10



**NEW**



**NEW**



**NEW**

**MACHINE 226(U)**

Gloss Black with Diamond Cut Face  
and Clear-Coat  
16x8 • 17x8.5 • 18x9 • 20x9

**MACHINE 226(SB)**

Satin Black with Gloss Black Logo and  
Satin Clear-Coat  
16x8 • 17x8.5 • 18x9 • 20x9

**CARNAGE 221(BM)**

Gloss Black with Milled Accents  
and Clear-Coat  
17x9 • 18x9 • 20x9 • 20x10\*  
\* Features a 3.50" Deep Lip



Fits Dodge Sprinter, Mercedes Benz Sprinter,  
Ford Transit and Ram Promaster Vans



**NEW**

**TOIL VAN 450(SB)**

Satin Black w/Satin Clear Coat  
16x6.5 • 17x8  
3,500 lb Load Rating



**NEW**

**TOIL VAN 450(C)**

Chrome Plated  
16x6.5 • 17x8  
3,500 lb Load Rating



# ULTRA MOTORSPORTS

# ULTRA MOTORSPORTS



**BULLY 264(SB)**  
Satin Black with Satin Clear-Coat  
17x9 • 18x9 • 20x9



**DECOY CUV 251(BK)**  
Gloss Black with Milled Dimples and Clear-Coat  
17x8 • 18x8



**PREDATOR II 249(BM)**  
Gloss Black with Milled Accents and Spot Milled Dimples and Clear-Coat  
17x9 • 18x9 • 20x9  
20x10 *Features a 5.00" Deep Lip*  
20x12 *Features a 6.00" Deep Lip*



**PREDATOR II 249(V)**  
Ultra-V Bright PVD  
17x9 • 18x9 • 20x9  
20x10 *Features a 5.00" Deep Lip*  
20x12 *Features a 6.00" Deep Lip*  
Sizes 20x10 and 20x12 are Chrome Plated



**BOLT 198(B)**  
Satin Black with Satin Clear-Coat  
17x8 • 17x9



**CRUSHER 195(SB)**  
Satin Black with Satin Clear-Coat  
15x8 • 16x8 • 17x8 • 17x9 • 18x8.5  
18x10 • 20x9



**CRUSHER 195(U)**  
Satin Black with Diamond Cut Face and Satin Clear-Coat  
15x8 • 16x8 • 17x8 • 17x9 • 18x8.5  
18x10 • 20x9



**CRUSHER 195(B)**  
Satin Black with Diamond Cut Lip and Satin Clear-Coat  
15x8 • 16x8 • 17x8 • 17x9 • 18x8.5  
18x10 • 20x9



**SPLINE 245(SB)**  
Satin Black with Diamond Cut Accents and Satin Clear-Coat  
17x8 • 18x8 • 18x9 • 20x9



**GAUNTLET 237/238(B)**  
Matte Black  
15x8 • 17x9 • 18x9 • 20x9



**MAVERICK 234/235(B)**  
Gloss Black with Machined Accents or Chrome Plated **234/235(C)**  
16x8 • 17x8 • 18x9 • 20x9



**PHANTOM 225(SB)**  
Satin Black with Satin Clear-Coat  
16x8 • 17x8 • 18x9 • 20x9



**DRIFTER 193/194(B)**  
Gloss Black w/Diamond Cut and Clear-Coat  
15x8 • 15x10 • 16x8 • 17x9 • 18x9 • 20x9



**TROOPER 189(BM)**  
Satin Black with Milled Accents and Spot Milled Dimples and Satin Clear-Coat  
18x9 • 20x9



**SOLDIER 188(BM)**  
Satin Black with Milled Accents and Spot Milled Dimples and Satin Clear-Coat  
17x9 • 18x9 • 20x9



**MONGOOSE 178(B)**  
Gloss Black with Diamond Cut and Clear-Coat **178(B)**  
Satin Black with Satin Clear-Coat **178(SB)**  
15x8 • 15x10 • 16x8 • 17x9



**PHANTOM 225(U)**  
Satin Black with Machined Spoke Accents and Satin Clear-Coat  
16x8 • 17x8 • 18x9 • 20x9



**PHANTOM 225(C)**  
Chrome Plated  
16x8 • 17x8 • 18x9 • 20x9



**BENT 7 209(BK)**  
Gloss Black w/Diamond Cut Accents and Clear-Coat  
17x9 • 18x9 • 20x9



**BADLANDS 207/208(P)**  
Polished  
15x8 • 15x10 • 16x8 • 17x9 • 18x9



**VAGABOND 176(BK)**  
Gloss Black Face with Diamond Cut Lip and Clear-Coat  
15x8 • 15x10 • 16x8 • 17x9 • 18x9 • 20x9



**VAGABOND 176(SB)**  
Satin Black with Satin Clear-Coat  
15x8 • 15x10 • 16x8 • 17x9 • 18x9 • 20x9



**ROGUE 175(U)**  
Ultra High Lustre Finish w/Gloss Black Accents or Gloss Black with Diamond Cut Lip Accents **175(B)**  
15x8 • 15x10 • 16x8 • 17x8 • 18x8.5



**50/51(K)**  
Machined with Clear Coat  
15x7 • 15x8 • 16x8



**VORTEX 206(BM)**  
Gloss Black w/Milled Accents and Clear-Coat 18x9 • 20x9 • 20x10 • 20x12  
Chrome Plated **206(C)**  
20x10 • 20x12



**TEMPEST 205(BM)**  
Gloss Black w/Milled Accents and Clear-Coat  
17x9 • 18x9 • 20x9



**TEMPEST 205(C)**  
Chrome Plated  
Satin Black w/Satin Clear-Coat **205(SB)**  
17x9 • 18x9 • 20x9



**BARON 201/202(B)**  
Gloss Black with Diamond Cut and Clear Coat  
17x9 • 18x9 • 20x9



# SERIOUS TRUCK WHEELS



LIGHT TRUCK / OFF-ROAD FITMENTS

LIGHT TRUCK / OFF-ROAD FITMENTS



**NEW 811 CONQUEST**  
 Chrome Plated **811(C)**  
 Satin Black w/Diamond Cut Accents and Clear-Coat **811(U)**  
 17x9 +12 +18 | 18x9 -12 +12 +25  
 20x9 -12 +18 +25 | 20x12 -44\*  
 \*20x12 has a 6.00" Deep Lip  
 U.S.Patent Pending



20x12 Shown



**809 REBEL**  
 Chrome Plated **809(C)**  
 Gloss Black w/Milled Accents, Spot -Milled Dimples and Clear-Coat **809(BM)**  
 17x9 +12 +18 +25 | 18x9 -12 +12 +18  
 20x9 -12 +18 +25  
 U.S.Patent Pending



**810 SENTRY**  
 Gloss Black w/Milled Accents, Spot Milled Dimples and Clear-Coat **810(BM)**  
 Satin Black w/Spot Milled Dimples and Clear-Coat **810(SB)**  
 18x9 -12 +12 +18 | 20x9 -12 +18  
 20x12 -44\* \*20x12 has a 6.00" Deep Lip  
 U.S.Patent Pending



**805 TYRANT**  
 Satin Black w/Diamond Cut Accents and Satin Clear-Coat **805(SB)**  
 18x9 +12 | 20x9 +18  
 U.S.Patent Pending



**808 BEAST II**  
 Gloss Black with Milled Accents, Spot Milled Dimples and Clear-Coat **808(BM)**  
 18x9 -12 +01 +12 +25  
 20x9 -12 +01 +12 +18 +25  
 20x12 -44\*  
 \* Features a 5.31" Deep Lip  
 Satin Black with Spot Milled Dimples and Satin Clear-Coat **808(SB)**  
 18x9 -12 +01 +12 +25  
 U.S.Patent #D731946

WORX ALLOY

WORX ALLOY

# WORX ALLOY SERIOUS TRUCK WHEELS



## 803 BEAST

Gloss Black with Milling and Clear-Coat **803(BM)**

Satin Black and Satin Clear-Coat **803(SB)**

Ultra-V Bright PVD **803(V)**

17x9 -12 +01 +12 +25

18x9 -12 +01 +12 +25

20x9 -12 +01 +18 +25

U.S. Patent #D670227



## 806 TRITON

Gloss Black w/Milling and Clear-Coat **806(BM)**

Ultra-V Bright PVD **806(V)**

Satin Black with Satin Clear-Coat **806(SB)**

18x9 +12 +25

20x9 +18 +25

U.S. Patent #D706702



## 807 LEDGE

Satin Black with Milled Accents, Spot Milled

Dimples and Satin Clear-Coat **807(BM)**

20x9 -12 +01 +18 +25


U.S. Patent #D737191

5 & 6 Lug Styles  
Come With Covered  
Lug Center Caps  
8 Lug Styles Come  
With Exposed-Lug  
Center Caps

### Black Star Covers

Available at additional cost

P/N WRX-BLACKSTAR



### NEW FINISH



## 501 LEGEND

Satin Graphite with Satin Black X-LOK Lip, Satin Clear Coat and Polished Aluminum Bolts **501(GN)**

15x8 • 16x8 • 17x8.5

Satin Black with Diamond Cut Face and Satin Black X-LOK Lip and Satin Clear Coat **501(MB)**

15x8 • 16x8 • 17x8.5

Anthracite Grey Bolts Included

Satin Black with Satin Black X-LOK Lip and Satin Clear-Coat **501(SB)**

15x8 • 16x8 • 17x8.5

Anthracite Grey Bolts Included



## 504 LEGACY

Satin Black with Satin Black X-LOK Lip and Satin Clear-Coat **504(SB)**

17x8.5 Only

Satin Black with Diamond Cut Face and Satin Black X-LOK Lip and Satin Clear-Coat **504(MB)**

17x8.5 • 18x9 • 20x9

Anthracite Grey Bolts Included



## 505 BULLET PROOF

Satin Black with Diamond Cut Accents and Satin Clear-Coat **505(U)**

17x8.5 • 18x9 • 20x9





**NEW**

**S.P.Y.K. 6/8 572**

20x9 +18  
22x9.5 +20

Available 6 Lug Only



Death Metal Black (572DM)

Ghost Metal (572GM)

Anthra-Kote Black (572AB)

**NEW**

**J.A.T.O. 5/6/8 571**

20x9 +00  
20x10 -19  
22x12 -51



Ghost Metal Black (571GM)

Anthra-Kote Black (571AB)

**S.K.U.L. 5/6/8 560**



20x9 +00  
20x10 -19  
24x10.5 -25



Stealth Black (560SB)

Death Metal Black (560DM)

**NOVAKANE 5/6/8 561**



17x9 -12  
18x9 +00  
20x9 +00 +25  
20x10 -19  
20x12 -51  
22x9.5 +00 +25  
22x10.5 -25  
22x12 -51



Stealth Black (561SB)

Death Metal Black (561DM)  
Design is Lug/Spoke Specific

**S.C.A.R. 6/8 566**



20x9 +00 +12  
20x10 -19  
Design is Lug/Spoke Specific



Stealth Black (566SB)

Death Metal Black (566DM)

Featuring An All New Displacement Milling Process!

**F.I.T.E. 5/6/8 567**



20x9 +00 +12  
20x10 -19  
Design is Lug/Spoke Specific



Stealth Black (567SB)

Death Metal Black (567DM)

**BRAWL 5/6/8 570**



20x9 +00  
20x10 -25  
20x12 -51

Death Metal Black (570DM)



**A.W.O.L. 5/6/8 569**



20x9 +00  
20x10 -25  
20x12 -51  
22x10.5 -32  
22x12 -51

Death Metal Black (569DM)



BRAWL AND A.W.O.L. ALSO AVAILABLE IN THESE FINISHES



Polished (570PL)



Polished (569PL)



Anthra-Kote Black (569AB)

**B.A.T.L. 5/6/8 568**



Death Metal Black (568DM)

20x9 -12 +00 +12  
20x10 -19



**M-80 5/6/8 562**



Death Metal Black (562DM)

17x9 -12 +00  
20x9 +00 +12



**R.E.P.R. 6/8 565**



20x9 +00  
20x10 -19  
Design is Lug/Spoke Specific



Stealth Black (565SB)

Death Metal Black (565DM)

**REHAB 6/8 564**



20x9 +00  
20x10 -19  
22x10.5 -25  
Design is Lug/Spoke Specific



Stealth Black (564SB)

Death Metal Black (564DM)

**S.S.D. 5/6/8 Pro-Series 320**



17x8.5 -32 -06 +06  
20x9 -12 +00 +12  
20x10 -25



Stealth Black (320SB)

Also Shown w/Optional (And Paintable) Pro-Series Ring

**D.R.T. 5/6/8 Pro-Series 321**



17x8.5 -32 -06 +06  
20x9 -12 +00 +12  
20x10 -25



Stealth Black (321SB)

Also Shown w/Optional (And Paintable) Pro-Series Ring

# MICKEY THOMPSON

# M/T

## TIRES & WHEELS



### MM-366 366B

Matte Black w/Milled and Machined Accents  
 17x9 -12  
 18x9 -12 +00 +18  
 20x9 -12 +00 +18



### MM-164M 164M

Diamond Cut Face w/Gloss Black Accents and Clear-Coat  
 18x9 -12 +00 +18  
 20x9 -12 +00 +18

### MM-164B 164B

Piano Black with Milled Accents and Gloss Clear-Coat  
 18x9 -12 +00 +18  
 20x9 -12 +00 +18

### MM-489 489B

Matte Black  
 18x9 -12 +18  
 20x9 -12 +18  
 Not Available in 8 Lug



### CLASSIC III POLISHED

Polished  
 15x8 -22      16x10 -25  
 15x10 -45      16x12 -50  
 15x12 -73      17x9 -12 +00  
 16x8 -22 -12 +00



### CLASSIC III BLACK

Matte Black  
 15x8 -22  
 15x10 -45  
 16x8 -22 -12 +00  
 17x9 -12 +00



### CLASSIC BAJA LOCK

Matte Black w/Machined Beadlock Style Lip  
 15x8 -22      16x10 -25  
 15x10 -45      16x12 -50  
 15x12 -73      17x9 -12 +00  
 16x8 -22 -12 +00



### SIDEBITER II

Matte Black  
 15x8 -22      20x9 +00  
 15x10 -48      **NEW SIZE** 20x12 -44  
 16x8 +00      **NEW SIZE** 22x10 -12  
 17x9 -12 +00      **NEW SIZE** 22x12 -44 -32



ALL WHEELS SHOWN ARE AVAILABLE 5, 6, AND 8 LUG

# Dick CEPEK TIRES & WHEELS



## DC-2

Machined w/Gloss Black Accents

15x8 -21	17x9 -12
15x10 -47	18x9 -13 +00
16x8 -12	20x9 -13 +00
16x10 -25	20x12 -50



## DC TORQUE

Flat Black with Machined Outer Lip and Satin Clear Coat

16x8 +00
17x8.5 +06
18x8.5 +00 +20
20x9 -13 +13 +30



## DC BLACKOUT 700B

Matte Black with Lazer-Etched Logo

15x8 -21	17x9 -12 +00 +18
15x10 -47	18x9 +00 +18
16x8 -12	20x9 +12 +18
16x10 -25	



## DC MATRIX 702B

Matte Black with Lazer-Etched Logo

17x9 -12 +00 +12
18x9 -12 +00 +25
20x9 -12 +00 +12 +25

ALL WHEELS SHOWN ARE AVAILABLE 5, 6, AND 8 LUG



## DEEGAN 38 PRO-4 567(SB)

Matte Black

15x8 -22
15x10 -48
16x8 -06 +00
17x9 -12 +00 +10 +18



## DEEGAN 38 PRO-2 568(SB)

Matte Black

15x8 -22
15x10 -48
16x8 -06 +00
17x9 -12 +00 +10 +18
18x9 -12 +18
20x9 -12 +00 +10 +18

ALL WHEELS SHOWN ARE AVAILABLE 5, 6, AND 8 LUG



Action Sports Industry legend and Metal Mulisha founder Brian Deegan has been a mainstay in the motorsports world for more than a decade. Determined and focused on progressing his career from two-wheels to four wheels, Brian has a vision for the future of Off-Road Short Course and Rally Car.



DEEGAN 38 by MICKEY THOMPSON

# Pacer<sup>®</sup> ALUMINUM

**NEW**

## 166SB NIGHTHAWK

Satin Black  
15x8 -19  
16x8 +00  
17x8.5 -06 +15



## 165MB NAVIGATOR

Gloss Black with Diamond Cut Lip and Spoke Accents and Clear-Coat  
15x8 -19  
15x10 -44  
16x8 -06 +01 +10  
17x9 +01 +10 +12 +18 +25  
18x9 +01 +25  
20x9 +18 +25



## 164B LT MOD

Matte Black  
15x7 -09 • 15x8 -18 • 15x10 -46  
16x8 -06 +12 • 17x9 -12



## 297B SOFT 8

Gloss Black  
15x7 +00 +06  
15x8 -13 +06 +13  
15x10 -38  
15x12 -63  
16x7 +00  
16x8 +00 +13  
16x10 -35 -38  
17x8 +00 +12  
17x9 +00 +12



# STEEL WHEELS

CENTER CAPS SOLD SEPARATELY



## 342B BLACK DAYTONA

Gloss Black with Red and Blue Stripe  
15x7 +00 +06  
15x8 -13 +00 +06 +13  
15x10 -38  
15x12 -63  
16x7 +00  
16x8 +00 +13  
16x10 -38 -34  
16x12 -54  
16.5x8.25 -03  
16.5x9.75 -22  
17x8 +00  
17x9 +00



## 320C CHROME MOD

Chrome Plated  
14x7 -06  
15x7 -06 +13  
15x8 -19 -13 +06  
15x10 -44 -35  
16x7 +00  
16x8 +00 +13



## 315C CHROME SPOKE

Chrome Plated  
14x7 -06  
15x7 -06 +13  
15x8 -19 -13  
15x10 -44 -38  
16x7 +00  
16x8 +00  
16.5x8.25 -03  
16.5x9.75 -21



## 187P WARRIOR

Polished  
15x8 -19 • 15x10 -44 • 16x8 +10  
16x10 -32 • 17x8 +10 +25



## 164P LT MOD

Polished  
15x7 -09 • 15x8 -18 • 15x10 -46  
16x8 -06 +12 • 16x10 -32 • 17x9 -12



## 162M ALUM. MOD

Machined with Clear-Coat  
14x6 +06 • 14x7 +01 • 15x7 -07 • 15x8 -20  
16x7 -08 • 16x8 -06

## 310W WHITE SPOKE

White with Red and Blue Stripe  
15x7 -06 +00 +13  
15x8 -19 -13 +06  
15x10 -44 -38  
16x7 +00  
16x8 +00  
16.5x6.75 -03  
16.5x8.25 -03  
16.5x9.75 -21



## 252B STREET LOCK

Gloss Black  
15x7 +06 +13  
15x8 -19 +06  
15x10 -44  
15x12 -63  
16x7 +00  
16x8 +00 +13  
Street Lock Bolts Are Cosmetic Only



## 237B BLACK SOFT 8

Gloss Black  
17x8 +13 +25  
A Low-Cost O.E. Replacement Option!



**DROPSTARS OFFROAD**

**FORGED**  
SERIES  
**F60P**  
FULL POLISHED

NEW



AVAILABLE IN  
**MEGA-DEEP**  
LIP 12" & 14" WIDTHS

SIZE	OFFSET	REAR SPACING	LIP DEPTH
22X12	-44	4.77"	6.30"
22X14	-70	4.74"	8.30"
24X14	-70	4.74"	8.30"

**DIRECTIONAL STYLE**  
AVAILABLE IN LEFTS & RIGHTS

**TIS OFFROAD WHEELS**

**FORGED**  
SERIES  
**F50P**  
FULL POLISHED

NEW



AVAILABLE IN  
**MEGA-DEEP**  
LIP 12" & 14" WIDTHS

SIZE	OFFSET	REAR SPACING	LIP DEPTH
22X12	-44	4.77"	6.30"
22X14	-70	4.74"	8.30"
24X14	-70	4.74"	8.30"

**GEAR**  
**GF**  
FORGED



NEW

**F70P**

POLISHED ALUMINUM  
U.S. Patent # D704121

AVAILABLE IN

MEGA	22x12 -44	22x14 -70	24x14 -70
<b>DEEP LIPS</b>	6.30"	8.30"	8.30"
<b>REAR SPACING</b>	4.77"	4.74"	4.74"



NEW

**F71P**

POLISHED ALUMINUM

AVAILABLE IN

MEGA	22x12 -44	22x14 -70	24x14 -70
<b>DEEP LIPS</b>	6.30"	8.30"	8.30"
<b>REAR SPACING</b>	4.77"	4.74"	4.74"

**DIRECTIONAL STYLE**  
Available in Lefts and Rights

ALL DESIGNS ARE PATENTED OR PATENT PENDING



# CENTER LINE ALLOY WHEELS FORGED SERIES



**NEW**

**F80P**

POLISHED ALUMINUM

22x12 -44 6.30" Deep Lip 4.77" R.S.  
22x14 -70 8.30" Deep Lip 4.74" R.S.  
24x14 -70 8.30" Deep Lip 4.74" R.S.

**DIRECTIONAL STYLE**

Available in Lefts and Rights



**NEW**

**F81P**

POLISHED ALUMINUM

22x12 -44 6.30" Deep Lip 4.77" R.S.  
22x14 -70 8.30" Deep Lip 4.74" R.S.  
24x14 -70 8.30" Deep Lip 4.74" R.S.

**DIRECTIONAL STYLE**

Available in Lefts and Rights

ALL DESIGNS ARE PATENTED OR PATENT PENDING



# RBP FORGED MONO BLOCK



THOR 22X14 CUSTOM BRONZE



**NEW 2017**

**THOR**  
FORGED MONO BLOCK, CUSTOM FINISH  
20X10, 20X12, 22X12, 22X14, 24X12, 24X14

**NEW 2017**

**THOR**  
FORGED MONO BLOCK, POLISHED CHROME  
20X10, 20X12, 22X12, 22X14, 24X12, 24X14

**NEW 2017**

**ATOMIC**  
FORGED MONO BLOCK, CUSTOM FINISH  
20X10, 20X12, 22X12, 22X14, 24X12, 24X14

**NEW 2017**

**ATOMIC**  
FORGED MONO BLOCK, POLISHED CHROME  
20X10, 20X12, 22X12, 22X14, 24X12, 24X14

**AVENGER**  
FORGED MONO BLOCK, POLISHED CHROME  
20X10, 20X12, 22X12, 22X14, 24X12, 24X14

**AVENGER**  
FORGED MONO BLOCK, CUSTOM FINISH  
20X10, 20X12, 22X12, 22X14, 24X12, 24X14

**PEACEMAKER**  
FORGED MONO BLOCK, POLISHED CHROME  
20X10, 20X12, 22X12, 22X14, 24X12, 24X14

**PEACEMAKER**  
FORGED MONO BLOCK, CUSTOM FINISH  
20X10, 20X12, 22X12, 22X14, 24X12, 24X14

**AR-15**  
FORGED MONO BLOCK, CUSTOM FINISH  
20X10, 20X12, 22X12, 22X14, 24X12, 24X14

**SWAT**  
FORGED MONO BLOCK, CUSTOM FINISH  
20X10, 20X12, 22X12, 22X14, 24X12, 24X14

**SILENCER**  
FORGED MONO BLOCK, CUSTOM FINISH  
20X10, 20X12, 22X12, 22X14, 24X12, 24X14

**TWISTER**  
FORGED MONO BLOCK, POLISHED CHROME  
20X10, 20X12, 22X12, 22X14, 24X12, 24X14

# WELD RACING XT



**CHEYENNE 820**



**FALKATA 821**



**RENEGADE 822**



**SLINGBLADE 823**



20x12	-51mm	6.50" Deep Lip	4.50" Rear Spacing	22x14	-76mm	9.00" Deep Lip	4.50" Rear Spacing
20x14	-76mm	9.00" Deep Lip	4.50" Rear Spacing	24x12	-51mm	7.00" Deep Lip	4.50" Rear Spacing
22x12	-51mm	7.00" Deep Lip	4.50" Rear Spacing	24x14	-76mm	9.00" Deep Lip	4.50" Rear Spacing


Available Finishes

Custom Rim Flange Treatments

18 Custom Powder-Coat Colors



**PL** POLISHED  
**BT** BRUSHED TINTED  
**BM** BLACK AND MILLED



**RIVETS**  
**SMOOTH**  
**TEXT**  
**RIVETS & TEXT**  
**CUSTOM**



WELD RACING XT FORGED TRUCK SERIES FORGED LIFTED TRUCK / EXTREME OFF-ROAD FITMENTS

FORGED LIFTED TRUCK / EXTREME OFF-ROAD FITMENTS AMERICAN FORCE FORGED TRUCK SERIES

## AMERICAN FORCE FORGED STRONG WHEELS



NEW SIZES! SS MONOBLOCK: 22X16 | 24X16 | 26X16 & MULTIPIECE: 24X18 | 26X18 MORE DESIGNS AVAILABLE ONLINE!

### SUPER SINGLE SERIES

20X9, 20X10, 20X12, 20X14, 22X10, 22X11, 22X12, 22X14, 22X16, 24X10, 24X11, 24X12, 24X14, 24X16, 26X14, 26X16



**IKON SS8**

**LUCKY SS8**

### SPECIAL FORCE SERIES

20X9, 20X10, 20X12, 20X14, 22X10, 22X11, 22X12, 22X14, 22X16, 24X10, 24X11, 24X12, 24X14, 24X16, 26X14, 26X16



**RELIX SF8**

**VIBE SF8**

### FACEPLATE SERIES

20X9, 20X10, 20X12, 20X14, 22X10, 22X11, 22X12, 22X14, 22X16, 24X10, 24X11, 24X12, 24X14, 24X16, 26X14, 26X16



**FALLOUT FP8**

**NIGHTMARE FP8**

### MULTIPIECE SERIES

AVAILABLE SIZES: 24X14, 24X16, 24X18, 26X14, 26X16, 26X18



**KORE MP8**

**PYRO MP8**

### TACTICAL SERIES CROWN TS8

AVAILABLE SIZES: 24X12, 24X14, 24X16, 26X14, 26X16



**TACTICAL //SERIES**

AMERICANFORCE.COM | 877-ATD-WHEELS

americanforce.com | 877-ATD-Wheels



# Ultra DUALLY

## 049 PREDATOR

Chrome Plated (049C)  
Gloss Black with Milled Accents  
and Clear-Coat (049BM)  
Satin Black and Satin Clear-Coat  
(049SB)  
16x6 -140 +102  
17x6.5-140 +129



## 803 BEAST DUALLY

Chrome Plated (803C)  
Gloss Black with Milled Accents  
and Clear-Coat (803BM)  
Satin Black and Satin Clear-Coat  
(803SB)  
17x6.5 -140 +129



## 025(C) PHANTOM DUALLY

Chrome Plated  
16x6 -140 +102  
17x6.5 -140 +129

## 025(SB) PHANTOM DUALLY

Satin Black w/Machined Spoke  
Accents and Satin Clear-Coat  
16x6 -140 +102  
17x6.5 -140 +129

## 02(P) MODULAR DUALLY

Polished  
16x6 -125 +102  
17x6.5 -140 +129 +134



# DROPSTARS WHEELS



## 651MB

GLOSS BLACK WITH MIRROR MACHINED FACE

20X8.5 +40  
20X10 +40  
22X9 +35 +40  
22X10.5 +35 +40

NEW SIZE  
NEW SIZE

## 650MB

GLOSS BLACK WITH MIRROR MACHINED FACE

20X8.5 +40  
20X10 +40  
22X9 +40  
22X9.5 +25

NEW SIZE  
NEW SIZE

## 650B

GLOSS BLACK

20X9 +18  
22X9.5 +25

ALL WHEELS PATENT PENDING



STAGGERED FITMENTS AVAILABLE



ALL WHEELS PATENT PENDING



## 541MB

MIRROR MACHINED FACE SATIN BLACK ACCENTS

18X8 +42  
20X8.5 +40  
20X10 +40

## 541BZ

SATIN BRONZE FACE SATIN BLACK ACCENTS

18X8 +42  
20X8.5 +40  
20X10 +40

U.S. Patent #747676



## 542B

GLOSS BLACK WITH CHROME RIVETS

20X8.5 +40  
20X10 +40



## 537MB

MIRROR MACHINED FACE GLOSS BLACK ACCENTS

18X8 +42  
20X8.5 +40



## 536MB

MIRROR MACHINED FACE GLOSS BLACK ACCENTS

18X8 +42  
20X8.5 +35 +40





**NEW**  
**MARSEILLE 419AB**  
 Anthracite with Brushed Face  
 18x8 +35 +40 +45  
 20x8.5 +35 +40 +45

**NEW**  
**MELBOURNE 418AB**  
 Anthracite with Brushed Face  
 18x8 +35 +40  
 20x8.5 +35 +40 +45  
 20x10 +35 +40  
 22x9 +20 +35 +40  
 22x10.5 +25 +35 +40  
**STAGGERED FITMENTS AVAILABLE**

**NEW FINISH**  
**MODENA 414AB**  
 Anthracite with Brushed Face  
 18x8 +42  
 20x8.5 +40  
 U.S. Patent # D714208

**MODENA 414BM**  
 Gloss Black with CNC Milled Accents  
 18x8 +42  
 20x8.5 +40  
 U.S. Patent # D714208



**MONTAGE 417MG**  
 Machined Face with Satin Graphite Accents  
 18x8 +42  
 19x8.5 +40  
 19x9.5 +45  
 20x8.5 +40  
**STAGGERED FITMENTS AVAILABLE**

**MONTAGE 417B**  
 Satin Black  
 18x8 +42  
 19x8.5 +40  
 20x8.5 +40

**MONTEREY 416C**  
 Chrome Plated  
 18x8 +42  
 20x8.5 +40  
 20x9 +18  
 20x10 +40  
 22x9.5 +25  
**STAGGERED FITMENTS AVAILABLE**

**MONTEREY 416BU**  
 Satin Black with Mirror Machined Undercut  
 18x8 +42  
 20x8.5 +40  
 20x9 +18  
 20x10 +40  
 22x9.5 +25  
**STAGGERED FITMENTS AVAILABLE**

**MAGELLAN 409MB**  
 Mirror Machined Face with Gloss Black Accents  
 18x8 +20 +42  
 20x8.5 +20 +40

**MAGELLAN 409B**  
 Satin Black  
 18x8 +20 +42  
 20x8.5 +20 +40  
 20x10 +25 +40  
**STAGGERED FITMENTS AVAILABLE**

# PLATINUM WHEELS



**NEW**

## PIVOT 270(C)

Chrome Plated  
20x9 +15 +25  
22x9.5 +15 +25



**NEW**

## PIVOT 270(BM)

Gloss Black with Milled Accents and Clear-Coat  
20x9 +15 +25  
22x9.5 +15 +25



**NEW**

## SMOOTH TRIP 440(U)

Gloss Black with Diamond Cut Face and Clear-Coat  
16x7 +40 • 17x8 +35 +40  
18x8 +32 +35 +40 • 20x8.5 +35 +40



**NEW**

## GEMINI 436(U)

Gloss Black with Diamond Cut Face and Clear-Coat  
16x7 +35 +40 • 17x7.5 +35 +40  
18x8 +35 +40 • 20x8.5 +35 +40



**NEW**

## GEMINI 436(C)

Chrome Plated  
16x7 +35 +40 • 17x7.5 +35 +40  
18x8 +35 +40 • 20x8.5 +35 +40



**NEW**

## FLUX 435(SB)

Satin Black with Satin Clear Coat  
16x7 +40 • 17x8 +35 +40  
18x8 +32 +35 +40 • 20x8.5 +35 +40



**NEW**

## FLUX 435(C)

Chrome Plated  
16x7 +40  
17x8 +35 +40  
18x8 +32 +35 +40  
20x8.5 +35 +40



**NEW**

## HAWK 433(U)

Satin Black w/Diamond Cut Face and Satin Clear-Coat  
17x7.5 +35 +40  
18x8 +32 +35 +40  
20x8.5 +30 +35 +40 +45



**NEW**

## HAWK 433(GN)

Satin Graphite w/Diamond Cut Face and Satin Clear-Coat  
17x7.5 +35 +40  
18x8 +32 +35 +40  
20x8.5 +30 +35 +40 +45



**NEW**

## ELITE 432(GN)

Gloss Graphite w/Diamond Cut Face and Clear-Coat  
16x7 +40  
17x7.5 +35 +40  
18x8 +32 +35 +40  
19x8.5 +20 +25 +32 +40  
19x10 +25 +40  
20x8.5 +20 +25 +32 +40  
20x10 +25 +40

**STAGGERED FITMENTS AVAILABLE**

**NEW FINISH**

## ELITE 432(SB)

Satin Black w/Satin Clear-Coat  
16x7 +40  
17x7.5 +35 +40  
18x8 +40  
19x8.5 +32 +40  
20x8.5 +32 +40



## DIVINE 410(GN)

Satin Graphite w/Satin Clear-Coat  
16x7 +35 +40  
17x7.5 +35 +40  
18x8 +32 +40  
20x8.5 +25 +35 +42

## RECLUSE 419(U)

Gloss Black with Diamond Cut Accents and Clear-Coat  
16x7 +40  
17x7.5 +35 +40  
18x8 +35 +40  
20x8.5 +30 +35 +40 +45



## DIVINE 410(BM)

Gloss Black w/Milled Accents and Clear-Coat  
16x7 +20 +35 +40  
17x7.5 +35 +40  
18x8 +32 +35 +40  
20x8.5 +25 +35 +42  
20x9 +15 +25 • 22x9.5 +15 +25

## WRAITH 418(U)

Gloss Black with Diamond Cut Accents and Clear-Coat  
15x7 +35  
16x7 +35 +40  
17x7.5 +35 +45  
18x8 +35 +45  
20x8.5 +30 +35 +45



## DIVINE 410(V)

Ultra-V Bright PVD  
16x7 +20 +35 +40  
17x7.5 +35 +40  
18x8 +32 +35 +40  
20x8.5 +25 +35 +42  
20x9 +15 +25  
22x9.5 +15 +25

## MARATHON 401(B)

Satin Black and Satin Clear-Coat  
16x7 +42  
17x7.5 +42  
18x8 +32 +42



## MARATHON 401(S)

Bright Silver w/Clear-Coat  
16x7 +42  
17x7.5 +42  
18x8 +32 +42

## SABER 291/292(B)

Gloss Black w/Diamond Cut Accents and Clear-Coat  
16x7 +42  
17x7.5 +42



## APEX 200(C)

Chrome Plated  
15x7 +20 +40  
16x7 +20 +40  
17x7.5 +40 +42  
18x8 +40  
20x8.5 +40 +43

## ALLURE CUV 292(BM)

Gloss Black with Milled Accents and Clear-Coat  
17x8 +25 +35  
18x8 +25 +35  
20x8.5 +25 +35



## APEX 200(B)

Gloss Black w/Diamond Cut Lip and Clear-Coat  
15x7 +20 +40  
16x7 +20 +40  
17x7.5 +40 +42  
18x8 +40  
20x8.5 +40 +43

## ALLURE CUV 292(V)

Ultra-V Bright PVD  
17x8 +25 +35  
18x8 +25 +35  
20x8.5 +25 +35



## APEX 200(HB)

Hyper-Black w/Diamond Cut Lip and Clear-Coat  
15x7 +20 +40  
16x7 +20 +40  
17x7.5 +40 +42  
18x8 +40  
20x8.5 +40 +43

## WIDOW 212(B)

Matte Black with Gloss Black Inserts  
17x7.5 +42  
18x8 +42  
20x8 +42



## WOLVERINE 122(B)

Gloss Black with Diamond Cut Accents and Clear-Coat  
17x7.5 +42  
18x8 +15 +38

# CRUISER ALLOY WHEELS

**NEW**

## KINETIC 922C

Chrome Plated  
20x9 +15 +25  
22x9.5 +15 +25



**NEW**

## KINETIC 922MB

Gloss Black with Mirror Machined Lip and Spoke Accents  
20x9 +15 +25  
22x9.5 +15 +25



## ENIGMA 919MB

US Patent # D763164

Gloss Black w/Mirror Machined Accents  
16x7.5 +38 • 17x7.5 +42 • 18x7.5 +42 • 20x8.5 +40



## ENIGMA 919C

US Patent # D763164

Chrome Plated  
16x7.5 +38 • 17x7.5 +42 • 18x7.5 +42 • 20x8.5 +40



## PULSAR 921MB

US Patent # D763773

Gloss Black w/Mirror Machined Accents  
15x7 +38 • 16x7.5 +38 • 17x7.5 +42 • 18x7.5 +42



## ICONIC 920MB

US Patent # D763772

Gloss Black w/Mirror Machined Accents  
17x7.5 +42 • 18x7.5 +42 • 20x8.5 +15 +20 +40  
22x9.5 • +15 +25



## ICONIC 920C

Chrome Plated  
20x8.5 +15 +20 • 22x9.5 +15 +25



## PARADIGM 918MB

US Patent # D722938

Gloss Black w/Mirror Machined Accents  
17x7.5 +42 • 20x8.5 +40 • 22x9.5 +25



## ECLIPSE 917MB

Mirror Machined Face w/Gloss Black Accents  
15x7 +40 • 16x7.5 +38 • 17x7.5 +38 +42  
18x7.5 +42



## OBSESSION 916V

U.S. Patent # D717710

Bright PVD Durable All-Weather Synthetic Chrome  
17x7.5 +42 • 18x7.5 +42 • 20x8.5 +40  
22x9.5 +25



## OBSESSION 916MB

U.S. Patent # D717710

Mirror Machined Face w/Gloss Black Accents  
17x7.5 +42 • 18x7.5 +42 • 22x9.5 +25



# PACER

NEW

NEW



## INSIGHT 790C

Chrome Plated  
17x7.5 +42  
18x8 +42  
20x8.5 +40

## INSIGHT 790MB

Gloss Black w/Mirror Machined Accents  
17x7.5 +42  
18x8 +42  
20x8.5 +40

## TRADITION 788B

Gloss Black w/Mirror Machined Lip Edge  
15x7 +40 • 16x7.5 +38 • 17x7.5 +42 • 18x7.5 +42  
Patent Pending

NEW SIZES



## EVOLVE 789C

Chrome Plated  
16x7.5 +38 • 17x7.5 +42  
18x7.5 +42 • 20x8.5 +40  
Patent Pending

## EVOLVE 789MB

Mirror Machined Face  
w/Gloss Black Accents  
16x7.5 +38 • 17x7.5 +42 • 18x7.5 +42 • 20x8.5 +40  
Patent Pending

## EVOLVE 789MS

Mirror Machined Face w/Titanium Silver Accents  
16x7.5 +38 • 17x7.5 +42  
18x7.5 +42 • 20x8.5 +40  
Patent Pending

NEW SIZES



## BENCHMARK 787C

Chrome Plated  
20x9 +15 +25  
22x9.5 +15 +25

NEW SIZES



## BENCHMARK 787MB

Gloss Black w/Diamond Cut Accents and Clear-Coat  
20x9 +25  
22x9.5 +15 +25



## IDEAL 786C

Chrome Plated  
15x7 +42 • 16x7 +42 • 17x7.5 +42  
18x8 +42 • 20x8 +42



## OVATION 785V

Bright PVD - Durable All-Weather  
Synthetic Chrome  
16x7.5 +38 • 17x7.5 +42 • 18x7.5 +42  
20x8.5 +40 • 20x9 +15 +25 • 22x9.5 +15 +25  
U.S.Patent #D751480



## OVATION 785MB

Mirror Machined Face w/Gloss Black Accents  
16x7.5 +38 • 18x7.5 +42 • 20x8.5 +40 • 20x9 +25  
22x9.5 +15 +25  
U.S.Patent #D751480



## REBEL 784MB

Mirror Machined Face w/Gloss Black Accents  
16x7.5 +38 • 17x7.5 +42  
U.S.Patent #D751481



## SILHOUETTE 776C

Chrome Plated  
16x7.5 +38 • 17x7.5 +42 • 18x7.5 +42 • 20x8.5 +40



## RELIANT 774MS

Titanium Silver w/Mirror Machined Lip  
14x6 +38 • 15x7 +40 • 16x7.5 +38 • 17x7.5 +38 +42



## MANTIS 773MB

Diamond Cut Face w/Gloss Black Accents and Clear-Coat  
15x7 +20 +42 • 16x7 +20 +42 • 17x7.5 +42 +48  
18x8 +42



# DRIFZ

Hardcore Wheels for the Street

# DRIFZ

Hardcore Wheels for the Street

SPORT COMPACT / TUNER FITMENTS

SPORT COMPACT / TUNER FITMENTS



NEW



**RETRO 310MS**  
Mirror Machined Lip  
w/Titanium Silver Center  
15x8 +20 | 16x8 +25 | 18x8 +30 +40

**N20 309A**  
Satin Anthracite  
17x8 +35 | 18x8 +35  
18x9 +25 | 18x10 +25

STAGGERED FITMENTS  
AVAILABLE



## SPEC-R 308

15x8 • 4 Lug Only • 4x100/4x4.50 + 25mm Offset  
US Patent # D724515

AURIMAS  
723001  
BAKCHIS



**SPEC-R 308MB**  
Gloss Black w/Mirror  
Machined Accents  
16x8 +25 +38 | 17x8 +25 +42  
US Patent # D724515

**SPEC-R 308B**  
Carbon Black  
16x8 +25 +38 | 17x8 +2- +42  
17x9 +15 | 18x8 +20 +42  
18x9.5 +25 +45

**TECH-R 307MB**  
Mirror Machined Face and Lip  
Edge w/Gloss Black Accents  
16x7 +42 | 17x7.5 +42  
18x8 +35

**CIRCUIT 304M**  
Satin Black  
w/Machined Accents  
15x6.5 +42 | 16x7 +42  
17x7.5 +42



308OR • Gloss Orange

308LG • Gloss Lime Green

308BZ • Gloss Bronze



**HOLESHOT 303BZ**  
Satin Bronze  
16x7 +42 | 17x7.5 +42  
18x8 +35

**HOLESHOT 303B**  
Satin Black  
16x7 +42 | 17x7.5 +42  
18x8 +35

**VORTEX 302MB**  
Mirror Machined Face  
and Lip with Gloss Black  
Accents  
16x7 +42 | 17x7.5 +42  
18x8 +35 | 20x8 +40

**FX 207MB**  
Mirror Machined Face  
and Lip with Gloss  
Black Accents  
15x6.5 +42 | 16x7 +42  
17x7.5 +42 | 18x8 +35

**FX 207B**  
Carbon Black  
w/Red Racing Stripe  
15x6.5 +42 | 16x7 +42  
17x7.5 +42 | 18x8 +35



New Sizes

308GG • Gloss Graphite  
Now Also Available in  
16x8 +25 +38 | 17x8 +20 +42 | 18x8 +42

308W • Gloss White

308TG • Gloss Teal Green

DRIFZ

DRIFZ



**Sapporo 217MB**  
 Mirror Machined Face  
 with Gloss Black Accents  
 15x6.5 +38 | 16x7.5 +38 | 17x7.5 +42  
 U.S. Patent # D765007



**Drone 218MB**  
 Satin Black with Mirror Machined Accents  
 16x7.5 +38 | 17x7.5 +42 | 18x7.5 +42  
 U.S. Patent # D764370



**Mach 5 216B**  
 Satin Black  
 15x6.5 +38 | 16x7.5 +38  
 17x7.5 +42 | 18x7.5 +42

**Mach 5 216S**  
 Titanium Silver  
 15x6.5 +38 | 16x7.5 +38  
 17x7.5 +42 | 18x7.5 +42

**Mach 5 216MB**  
 Mirror Machined Face and Lip  
 Edge w/Gloss Black Accents  
 15x6.5 +38 | 16x7.5 +38  
 17x7.5 +42 | 18x7.5 +42



**Banshee 215MB**  
 Machined Face w/Satin Black  
 Accents  
 15x6.5 +38 | 16x7.5 +38  
 17x7.5 +42 | 18x7.5 +42

**Banshee 215B**  
 Satin Black  
 15x6.5 +38 | 16x7.5 +38  
 17x7.5 +42  
 18x7.5 +42 | 20x7.5

**Banshee 215H**  
 Titanium Silver  
 15x6.5 +38 | 16x7.5 +38  
 17x7.5 +42 | 18x7.5 +42

**Tsunami 214MB**  
 Gloss Black w/Mirror Machined  
 Lip and Spoke Accents  
 15x6.5 +38 | 16x7.5 +38  
 17x7.5 +42 | 18x7.5 +42



**Osaka 213MB**  
 Gloss Black  
 w/Mirror Machined Lip  
 15x6.5 +38 | 16x7.5 +38  
 17x7.5 +42 | 18x7.5 +42

**Bonzai 211MS**  
 Titanium Silver  
 w/Mirror Machined Lip  
 15x6.5 +38 | 16x7.5 +38  
 17x7.5 +42 | 18x7.5 +42

**Kamikaze 210MB**  
 Carbon Black w/Machined  
 Accents and Satin Clear Coat  
 15x6.5 +38 | 16x7.5 +38  
 17x7.5 +42 | 18x7.5 +42

**Euro 209MB**  
 Mirror Machined Face  
 w/Gloss Black Accents  
 15x6.5 +38 | 16x7.5 +38  
 17x7.5 +42 | 18x8 +35

# FOCAL



## NEW 448 F-20

Satin Black and Satin Clear-Coat **448(SB)**  
16x7 • 17x8 • 18x8  
NOTE: Single Drill +25mm Offset Wheel Shown.  
Other Sizes and Offsets Are Dual Drilled

## NEW 449 F-14

Satin Black and Satin Clear-Coat **449(SB)**  
16x7 • 17x8 • 18x8

Gloss Black with Diamond Cut Face and Clear-Coat **449(U)**  
16x7 • 17x8 • 18x8



## 446 F-13

Gloss Black with Diamond Cut Accents and Clear-Coat **446(U)**  
Satin Black with Satin Clear-Coat 15x8 (4x100 Only) **446(SB)**  
16x7 • 17x8 • 18x8



## 444 F-06

Satin Black with Satin Clear-Coat  
16x7 • 17x7.5 • 18x8 **444(SB)**



## 421 X

Matte Black with Red Racing Stripe  
15x6.5 • 16x7 • 17x7.5 18x8.5 **421(R)**



## 421 X

Satin Black and Satin Clear Coat  
15x6.5 • 16x7 • 17x7.5 18x8.5 **421(SB)**



## 428 F-04

Satin Black and Satin Clear-Coat  
15x6.5 • 16x7 • 17x7.5 • 18x8 **428(SB)**



## 166 F-05

Matte Black  
15x6.5 • 17x7.5 • 18x7.5 **166(B)**



## 422 F-007

Satin Black with Satin Clear-Coat **422(SB)**  
Gloss Black with Milled Accents and Clear-Coat  
15x6.5 • 16x7 • 17x8 • 18x8 **422(BM)**

Satin Black Only Available In Sizes 16x7 • 18x8

# CENTER LINE ALLOY WHEELS

# MODERN MUSCLE



NEW FINISH

**MM4 | 633C**  
Chrome Plated  
20x9 +18 +38  
20x10.5 +25 +40 +45

**MM4 | 633MB**  
Mirror Machined Face with Gloss Black Accents  
20x9 +18 +38  
20x10.5 +25 +40 +45



US Patent # D750004

**MM5 | 634MB**  
Mirror Machined Face with Gloss Black Accents  
20x9 +18 +38  
20x10.5 +25 +40 +45

NEW FINISH

NEW SIZES

NEW FINISH



**MM6 | 635MB**  
Mirror Machined with Gloss Black Accents  
20x9 +18 +38

US Patent # D770959

**MM6 | 635B**  
Satin Black with Machined Accents  
20x9 +18 +38 | 22x9 +18 +38  
22x10.5 +20 +38 +42

US Patent # D770959

**MM6 | 635MA**  
Satin Anthracite Grey Center with Machined Lip and Fingers  
20x9 +18 +38  
20x10.5 +25 +40 +45

US Patent # D770959

# MODERN MUSCLE



MM1 630MB

Mirror Machined Face and Lip w/Gloss Black Accents  
20x9 +20 +35  
20x10.5 +25 +35 +40 +45 U.S. Patent # D733027



MM1 630MS

Mirror Machined Face and Lip w/Titanium Silver Accents  
20x9 +20 +35  
20x10.5 +25 +35 +40 +45 U.S. Patent # D733027



MM1 630V

Bright PVD - Durable All-Weather Synthetic Chrome  
20x9 +20 +35  
20x10.5 +25 +35 +40 +45 U.S. Patent # D733027



MM2 631MB

Gloss Black with Mirror Machined Accents  
20x9 +15 +35 Patent Pending



MM2 631MS

Titanium Silver with Mirror Machined Accents  
20x9 +15 +35 Patent Pending



MM2 631V

Bright PVD - Durable All-Weather Synthetic Chrome  
20x9 +15 +35 Patent Pending



MM3 632MB

Mirror Machined Face and Lip w/Gloss Black Accents  
20x9 +20 +35  
20x10.5 +25 +35 +40 +45 U.S. Patent # D734705



MM3 632MS

Mirror Machined Face and Lip w/Titanium Silver Accents  
20x9 +20 +35  
20x10.5 +25 +35 +40 +45 U.S. Patent # D734705



MM3 632V

Bright PVD - Durable All-Weather Synthetic Chrome  
20x9 +20 +35  
20x10.5 +25 +35 +40 +45 U.S. Patent # D734705

## OPTIONAL KNOCK-OFF STYLE CAPS AVAILABLE



US Patent # D741246



Chrome



Anthracite



Black

Available for all 20" & 22" Modern Muscle Styles Only

# CENTER LINE ALLOY WHEELS

# CLASSIC MUSCLE

**ALL NEW FOR 2017!**

**MM4 / 633MB**  
Mirror Machined Face  
with Gloss Black Accents  
17x8 +00 • 17x9 +12



**MM6 / 635B**  
Satin Black with Machined Accents  
17x8 +00 • 17x9 +12  
U.S. PATENT #770959

**MM6 / 635MB**  
Mirror Machined with Gloss Black Accents  
17x8 +00 • 17x9 +12

**MM6 / 635MA**  
Satin Anthracite Grey Center with Machined  
Lip and Fingers  
17x8 +00 • 17x9 +12



# PACER



**DRAGSTAR 521P**

Polished  
15x4 -19      15x8 -12 +00 +27  
15x7 +00 +20      15x10 -44 -25



**RALLYE 173C**

Chrome Plated (Plain Rallye Cap Included)  
15x6 +06      15x8 -06  
15x7 +06      15x10 -32



**SUPREME 177C**

Chrome Plated Composite  
15x6 -13  
15x7 -13  
15x8 -22  
15x10 -32



**RALLYE 144S**

Silver  
15x6 +06  
15x7 +06  
15x8 -06  
15x10 -32

Shown with Optional  
Beauty Ring and Cap  
Sold Separately



**SMOOTHIE 03C**

Chrome Plated (Includes Baby Moon)  
14x6 +06      15x7 +03  
14x7 +00      15x8 -06  
15x6 +06      15x10 -32



**454 454 (SU)**

Anthracite Grey with Diamond Cut Accents  
and Clear-Coat  
17x7 +01  
17x8 -06



**KNIGHT 423 (B)**

Gloss Black with Diamond Cut Accents  
and Clear-Coat  
17x8 +10 +35  
18x8 +15 +35



# CLASSIC MUSCLE

# MODERN MUSCLE

## S/S DIRECT BOLT 61C/61G

Chrome Plated Composite 2-Piece (61C)  
 or Mag Gray Center (61G)  
 Uses Regular Conical Seat Acorn Lug Nuts  
 15x4.5\*, 15x6, 15x7, 15x8, 15x10, 15x12, 15x14,  
 17x7, 17x8, 17x9  
 Size 17x7, 17x8 and 17x9 Are Also Available in  
 6x5.50 Six Spoke  
 \*15x4.5 is Mag Lug Drill



Size 15x8 Shown

## S/S 614C

Chrome Plated  
 18x8 +15 +28, 20x8.5 +15 +28, 20x10 +15 +39



## 615BM

Gloss Black with Milled Accents  
 18x8 +15 +28, 20x8.5 +15 +28, 20x10 +15 +39



## MODERN MUSCLE 617C

Chrome Plated  
 18x8 +15 +28, 20x8.5 +15 +28, 20x10 +15 +39



## S/S DIRECT BOLT 61C 6 LUG



Chrome Plated Composite 2-Piece  
 Uses Regular Conical Seat Acorn Lug Nuts  
 17x7, 17x8, 17x9  
**CAUTION! Fits 1999 and Newer GM Trucks Only**  
 (78mm Hub Bore)

## S/S MAG DRILL 08/61



Chrome Plated Composite 2-Piece  
 14x6, 14x7, 14x8, 15x4.5, 15x6, 15x7, 15x8, 15x10,  
 15x12, 15x14 **Mag Lug Style Multi-Fit Drill**  
**Available in Multiple Offsets**

## KEYSTONE KLASSIC 32



Chrome Plated Composite 2-Piece with Gloss Black  
 Accents  
 15x4.5, 15x6, 15x7, 15x8, 15x10, 15x12, 15x14  
**Mag Lug Style Multi-Fit Drill**

## MODERN MUSCLE 617B

Matte Black  
 18x8 +15 +28, 20x8.5 +15 +28, 20x10 +15 +39



## 620MB

Machined with Matte Black Accents  
 20x8.5 +15 +28, 20x10 +15 +39, 22x9 +20 +40



## 620BM

Matte Black with Milled Accents  
 20x8.5 +15 +28, 20x10 +15 +39, 22x9 +20 +40



## GT 610C



Chrome Plated One-Piece Cast Aluminum  
 15x7, 15x8, 17x7, 17x8, 18x7, 18x8  
 Uses Regular Conical Seat Acorn Lug Nuts

## GT 610G



Mag Gray Center with Machined Lip  
 One-Piece Cast Aluminum  
 15x7, 15x8, 17x7, 17x8, 18x7, 18x8  
 Uses Regular Conical Seat Acorn Lug Nuts





# LEXANI



# LEXANI

LUXURY PASSENGER CAR / SUV FITMENTS

LUXURY PASSENGER CAR / SUV FITMENTS

**NEW 2017** STAGGERED FITMENT



**BAVARIA - BG**  
BLACK / CHROME / BG / MB  
20X8.5, 20X10, 22X9, 22X10, 24X10, 26X10

**NEW 2017** STAGGERED FITMENT



**BAVARIA - MB**  
BLACK / CHROME / BG / MB  
20X8.5, 20X10, 22X9, 22X10, 24X10, 26X10

**NEW 2017** STAGGERED FITMENT



**CYCLONE - BG**  
BLACK / CHROME / BG / MBT  
20X8.5, 20X10, 22X9, 22X10, 24X10, 26X10

**NEW 2017** STAGGERED FITMENT



**CYCLONE - MBT**  
BLACK / CHROME / BG / MBT  
20X8.5, 20X10, 22X9, 22X10, 24X10, 26X10

**NEW 2017** STAGGERED FITMENT



**BAVARIA - BG**  
BLACK / CHROME / BG / MBT  
20X8.5, 20X10, 22X9, 22X10, 24X10, 26X10

**NEW 2017** STAGGERED FITMENT



**BAVARIA - MBT**  
BLACK / CHROME / BG / MBT  
20X8.5, 20X10, 22X9, 22X10, 24X10, 26X10

**NEW 2017** STAGGERED FITMENT



**WRAITH - MBT**  
BLACK / CHROME / BG / MBT  
18X8, 20X8.5, 20X10, 22X9, 22X10, 24X10, 26X10

**NEW 2017** STAGGERED FITMENT



**WRAITH - BG**  
BLACK / CHROME / BG / MBT  
18X8, 20X8.5, 20X10, 22X9, 22X10, 24X10, 26X10

**NEW 2017** STAGGERED FITMENT



**STUTTGART - MBT**  
BLACK / MBT  
20X8.5, 20X10, 20X10.5, 20X11, 21X9, 21X11, 22X8, 22X10

**NEW 2017** STAGGERED FITMENT



**BREMEN - MBT**  
BLACK / MBT  
20X8.5, 20X10, 22X9, 22X10

**NEW 2017** STAGGERED FITMENT



**MAINZ - BG**  
BLACK / BG  
20X8.5, 20X10, 22X9, 22X10

**NEW 2017** STAGGERED FITMENT



**ARTEMIS - SS**  
SS / MB  
20X8.5, 20X10, 22X9, 22X10, 24X10, 26X10

**NEW 2017** STAGGERED FITMENT



**R-TWELVE - SS**  
SS / MBS / MBT  
20X8.5, 20X10, 22X9, 22X10

**NEW 2017** STAGGERED FITMENT



**GRAVITY - BG**  
BLACK / CHROME / BG / MB  
20X8.5, 20X10, 22X9, 22X10, 24X9, 24X10

**NEW 2017** STAGGERED FITMENT



**PEGASUS - BG**  
BLACK / CHROME / BG / MB  
20X8.5, 20X10, 22X9, 22X10

**NEW 2017** STAGGERED FITMENT



**CSS-15 - MBT**  
BLACK / CHROME / MG / MBT / SMT  
20X8.5, 20X10, 22X9, 22X10, 24X9, 24X10, 26X10

**NEW 2017** STAGGERED FITMENT



**CSS-15 - CUSTOM**  
BLACK / CHROME / MG / MBT / SMT  
20X8.5, 20X10, 22X9, 22X10, 24X9, 24X10, 26X10

**NEW 2017** STAGGERED FITMENT



**PEGASUS - CUSTOM**  
BLACK / CHROME / BG / MB  
20X8.5, 20X10, 22X9, 22X10

**NEW 2017** STAGGERED FITMENT



**WRAITH - CUSTOM**  
BLACK / CHROME / BG / MBT  
18X8, 20X8.5, 20X10, 22X9, 22X10, 24X10, 26X10

**NEW 2017** STAGGERED FITMENT



**GRAVITY - CUSTOM**  
BLACK / CHROME / BG / MB  
20X8.5, 20X10, 22X9, 22X10, 24X9, 24X10

**NEW 2017** STAGGERED FITMENT



**BAVARIA - C**  
BLACK / CHROME / BG / MB  
20X8.5, 20X10, 22X9, 22X10, 24X10, 26X10

**NEW 2017** STAGGERED FITMENT



**CYCLONE - C**  
BLACK / CHROME / BG / MB  
20X8.5, 20X10, 22X9, 22X10, 24X10, 26X10

**NEW 2017** STAGGERED FITMENT



**MATISSE - C**  
BLACK / CHROME / BG / MBT  
20X8.5, 20X10, 22X9, 22X10, 24X10, 26X10

**NEW 2017** STAGGERED FITMENT



**GRAVITY - C**  
BLACK / CHROME / BG / MB  
20X8.5, 20X10, 22X9, 22X10, 24X9, 24X10



LEXANI

LEXANI



# LEXANI

## FORGED MONO BLOCK



# LEXANI

## FORGED 3 PIECE



**M-764 VULCAN**  
FORGED MONO BLOCK, CUSTOM FINISH  
19X8.5, 20X9, 20X10, 20X11, 22X9, 22X10, 22X10.5



**M-762 ROUGE**  
FORGED MONO BLOCK, CUSTOM FINISH  
19X8.5, 20X9, 20X10, 20X11, 22X9, 22X10, 22X10.5



**M-761 SWIFT**  
FORGED MONO BLOCK, CHROME  
19X8.5, 20X9, 20X10, 20X11, 22X9, 22X10, 22X10.5



**M-759 GHOST**  
FORGED MONO BLOCK, CUSTOM FINISH  
19X8.5, 20X9, 20X10, 20X11, 22X9, 22X10, 22X10.5



**LZ-765 ZAGATO**  
CUSTOM / BLACK / CHROME / BRUSHED  
19, 20, 21, 22, 24



**LF-766 RAPIDE**  
CUSTOM / BLACK / CHROME / BRUSHED  
19, 20, 21, 22, 24, 26, 28



**LF-767 MARQUE**  
CUSTOM / BLACK / CHROME / BRUSHED  
19, 20, 21, 22, 24, 26, 28



**LF-768 DAWN**  
CUSTOM / BLACK / CHROME / BRUSHED  
19, 20, 21, 22, 24, 26, 28



**M-753 MATISSE**  
FORGED MONO BLOCK, CUSTOM FINISH  
19X8.5, 20X9, 20X10, 20X11, 22X9, 22X10, 22X10.5



**M-722**  
FORGED MONO BLOCK, CUSTOM FINISH  
19X8.5, 20X9, 20X10, 20X11, 22X9, 22X10, 22X10.5



**M-712**  
FORGED MONO BLOCK, ALL BLACK  
19X8.5, 20X9, 20X10, 20X11, 22X9, 22X10, 22X10.5



**M-117 CYCLONE**  
FORGED MONO BLOCK, CUSTOM FINISH  
19X8.5, 20X9, 20X10, 20X11, 22X9, 22X10, 22X10.5



**LF-755 GRINO**  
CUSTOM / BLACK / CHROME / BRUSHED  
19, 20, 21, 22, 24, 26, 28



**LZ-118**  
CUSTOM / BLACK / CHROME / BRUSHED  
19, 20, 21, 22, 24



**LZ-119**  
CUSTOM / BLACK / CHROME / BRUSHED  
19, 20, 21, 22, 24



**LF-744 TWISTER**  
CUSTOM / BLACK / CHROME / BRUSHED  
19, 20, 21, 22, 24, 26, 28



**M-122 CASTELLET**  
FORGED MONO BLOCK, CUSTOM FINISH  
19X8.5, 20X9, 20X10, 20X11, 22X9, 22X10, 22X10.5



**M-121 SAKHIR**  
FORGED MONO BLOCK, CUSTOM FINISH  
19X8.5, 20X9, 20X10, 20X11, 22X9, 22X10, 22X10.5



**M-102**  
FORGED MONO BLOCK, CUSTOM FINISH  
19X8.5, 20X9, 20X10, 20X11, 22X9, 22X10, 22X10.5



**M-101**  
FORGED MONO BLOCK, CUSTOM FINISH  
19X8.5, 20X9, 20X10, 20X11, 22X9, 22X10, 22X10.5



**LC-722**  
CUSTOM / BLACK / CHROME / BRUSHED  
19, 20, 21, 22, 24, 26



**LF-003**  
BLACK / CHROME / BRUSHED / CUSTOM  
19, 20, 21, 22, 24, 26, 28



**LZ-102**  
CUSTOM / BLACK / CHROME / BRUSHED  
19, 20, 21, 22, 24



**LC-101**  
CUSTOM / BLACK / CHROME / BRUSHED  
19, 20, 21, 22, 24, 26

FORGING GUIDE / AVAILABLE SIZES



**LF - STANDARD**  
19, 20, 21, 22, 24, 26, 28



**LS - STEP FORGING**  
20, 21, 22, 24



**LC - CONCAVE FRONT**  
19, 20, 21, 22, 24, 26



**LC - CONCAVE REAR**  
19, 20, 21, 22, 24, 26



**LZ - ZLT FORGING**  
19, 20, 21, 22, 24, 26



**M - MONO BLOCK**  
19, 20, 21, 22



M-120 FORGED MONO BLOCK



LZ-118 CUSTOM



LF-761 SWIFT CUSTOM





**STC-01 (187)**  
SILVER, TITANIUM MILLED, BLACK MILLED  
20 x 9, 20 x 11,  
22 x 9, 22 x 10, 22 x 11  
U.S. PATENT PENDING

**STC-02 (188)**  
SILVER, TITANIUM MILLED, BLACK  
BLACK MILLED  
20 x 9, 20 x 11,  
22 x 9, 22 x 10, 22 x 11  
U.S. PATENT PENDING

**STC-F1 (190) FORGED**  
TITANIUM MILLED, BLACK MILLED  
20 x Custom  
U.S. PATENT PENDING

**KV-1 (189)**  
SILVER, TITANIUM, BLACK  
20 x 9,  
20 x 10.5, 20 x 12  
U.S. PATENT PENDING



**9F (186) FORGED**  
TITANIUM, SILVER, BLACK  
19 x Custom  
20 x Custom, 21 x Custom  
U.S. PATENT #D741,238

**STC-45 (191)**  
TITANIUM, SILVER, MATTE BLACK  
GLOSSY BLACK  
20 x 9, 20 x 10.5  
U.S. PATENT PENDING

**9XR (185)**  
MATTE BLACK, BLACK MILLED,  
BLACK MACHINED, TITANIUM, SILVER  
SUPERTUNING  
20 x 9, 22 x 10  
U.S. PATENT#D706,696

**9RR (183)**  
GOLD, WHITE, SILVER, TITANIUM  
BLACK  
17 x 7, 17 x 7.5, 18 x 8,  
19 x 8.5, 19 x 9.5, 19 x 11  
20 x 8.5, 20 x 9, 20 x 11  
U.S. PATENT #D726,627



**AIR 43B**  
Matte Black  
15x6.5 (4x100 Only)



**MAZE 42B**  
Gloss Black with Red Racing Stripe  
15x6.5 | 16x7 | 17x7 | 18x7.5



**FERRIS 41MB**  
Machined Face and Lip  
with Gloss Black Accents  
15x6.5 | 16x7 | 17x7 | 18x8



**MAZE 38S**  
Silver Machined  
15x6.5 | 16x7 | 17x7 | 18x7.5



**CHANCE 12MB**  
Machined Face and Lip  
with Gloss Black Accents  
15x6.5 | 16x7 | 17x7



**WINNER 10S**  
Silver  
14x6 | 15x6.5 | 16x7 | 17x7 | 18x8



## FITTIPALDI

SPORT WHEELS  
**NEW FOR 2017!**



*See The Complete Style Selection On The Next Two Pages*

# FITTIPALDI<sup>®</sup> SPORT WHEELS FITTIPALDIWHEELS.COM

## FITTIPALDI SPORT FORGED SERIES



**FSF01 FORGED**  
CLEAR BRUSHED / DARK TINT BRUSHED  
20X9 / 20X10.5

**FSF02 FORGED**  
CLEAR BRUSHED / DARK TINT BRUSHED  
18X8 / 18X9.5 / 20X9 / 20X10.5



**FSF05 FORGED**  
MACHINED BLACK / MACHINED GRAPHITE  
20X9 / 20X10.5

**FSF06 SUV FORGED SUV**  
CLEAR BRUSHED / GLOSS BLACK  
20X9 / 22X10



**FSF07 FORGED**  
CLEAR BRUSHED  
20X9 / 20X10.5

**FSF08 FORGED**  
MACHINED SILVER / MACHINED BLACK  
20X9 / 20X10.5

**FSF09 FORGED**  
CLEAR BRUSHED  
20X9 / 20X10.5

## FITTIPALDI SPORT FORGED SERIES



**FSF03 FORGED**  
CLEAR BRUSHED / BRONZE TINT BRUSHED  
19X8.5 / 19X10 / 20X9 / 20X10.5

**FSF04 FORGED**  
CLEAR BRUSHED  
20X9 / 20X10.5



**FSF01 / FSF09**  
COVER CAP ASSEMBLY  
PATENT PENDING



ALL DESIGNS ARE PATENT PENDING

# KÖNIG



**NEW**  
**ULTRAFORM 54GG**  
Gloss Graphite  
17x8, 17x9, 18x8, 18x9, 18x9.5, 18x10.5, 19x8, 19x8.5, 19x9, 19x9.5, 19x10.5  
Featuring Flow Forming Technology



**NEW**  
**IMPRESSION 53MB**  
Gloss Black with Machined Spoke Accents  
16x7.5, 17x7.5, 18x8



**NEW**  
**INTERLACE 52MB**  
Gloss Black with Machined Spoke Accents  
17x8, 18x8, 19x8.5, 19x9.5, 20x8.5, 20x9.5



**NEW**  
**KONTOUR 51MB**  
Gloss Black with Machined Spoke Accents  
17x8, 18x8, 19x8.5, 19x9.5, 20x8.5, 20x9.5



**NEW**  
**CROWN 50MB**  
Gloss Black with Machined Face  
16x7.5, 17x7.5, 18x8



**RENNFORM 48MG**  
Matte Grey  
17x8, 17x9, 18x8, 18x9, 19x8.5, 19x9.5  
Featuring Flow Forming Technology



**HYPERGRAM 47MG**  
Matte Grey  
Also Available in Race Bronze (47BZ)  
15x7.5, 15x8.5, 17x8, 17x9, 18x8.5, 18x9.5, 18x10.5  
Featuring Flow Forming Technology



**INTERFLOW 46S**  
Metallic Silver  
16x7.5, 17x8, 18x8, 19x8.5, 19x9.5, 20x8.5, 20x9.5



**CONTROL 45B**  
Matte Black  
Also Available in Silver (45S)  
14x6, 15x6.5, 16x7, 17x7, 18x8



**RUNLITE 41G**  
Gold  
Also Available in Matte Grey (41MG) and Matte Black (41B)  
16x7.5, 17x7.5, 18x8



**HELIX 40R**  
Gloss Red  
Also Available in Silver (40S) and Matte Black (40B)  
15x7, 15x8, 15x9  
Featuring Flow Forming Technology



**DIAL-IN 39B**  
Gloss Black  
15x7, 15x8, 15x9  
Also Available in Gloss Gold (39G) Matte Grey (39MG) and Gloss White (39W)  
Featuring Flow Forming Technology



**OVERSTEER 37B**  
Gloss Black  
16x7.5, 17x8, 18x8, 18x9, 19x8.5, 19x9.5, 20x8.5, 20x9.5  
Also Available in Opal (37O) White (37W) and Red (37R)



**INTEGRAM 35B**  
Matte Black  
17x8, 17x9, 18x8, 18x9, 18x10, 19x8.5, 19x9.5  
Also Available in Matte Graphite (35MG)  
Featuring Flow Forming Technology



**TWEAK'D 34B**  
Gloss Black with Red Stripe  
Also Available in Silver with Machined Face and Lip (34S)  
15x7, 15x8, 16x7, 17x8, 18x8



**INTERFORM 33GM**  
Graphite with Machined Face  
18x8, 19x8.5, 19x9.5, 20x8.5, 20x9.5  
Featuring Flow Forming Technology



**BACKBONE 30B**  
Matte Black  
15x6.5, 16x7, 17x7.5, 18x8



**LIGHTNING 26MB**  
Gloss Black with Machined Lip  
14x6, 15x7, 16x7, 17x7, 18x8, 18x9.5  
Also Available White, Gold, Green and Blue in Limited Sizes



**ILLUSION 24B**  
Gloss Black with Ball Cut Machined Spokes  
15x6.5, 17x7, 18x8, 19x8  
Also Available in Blue and Red Tinted Clearcoat



**FORWARD 23B**  
Matte Black with Red Racing Stripe  
Also Available White w/Pink Stripe (23W)  
15x6.5, 16x7, 17x7



**LACE 16MB**  
Gloss Black with Machined Face  
15x6.5, 16x7, 17x7, 17x8, 18x8, 20x8.5



**SSM 97B**  
Gloss Black with Machined Lip  
18x8, 18x9, 18x10

# KÖNIG

# Advanti RACING



New Flow Forming Technology which results in lighter and stronger wheels

**NEW**



### TURBINA 94BZ

Matte Black w/Machined Face and Bronze Clear-Coat  
17x8 • 18x8 • 19x8.5 • 20x8.5  
Also Available Silver w/Machined Face (94MS) and Matte Black w/Machined Face and Clear-Coat (94MB)

**NEW**



### HYDRA 93H

Titanium 18x8 • 18x9.5 • 19x8.5 • 19x9.5 • 20x8.5 • 20x9 • 20x10  
Also Available Matte Black w/Machined Face (93MB) and Matte Black w/Machined Face and Bronze Clear-Coat (93BZ)

**NEW**



### FORCHETTE 92MG

Matte Grey w/Machined Face  
17x8 • 18x8 • 19x8.5 • 20x8.5  
Also Available Silver Machined (92MS) and Matte Black w/Machined Face and Bronze Clear-Coat (92BZ)



### SVELTO 85H

Titanium  
18x7.5 • 18x8 • 18x9 • 19x8.5 • 19x9.5 • 20x9 • 20x10  
Also Available Matte Black w/Machined Face (85MB)



### OPTIMO 84MB

Matte Black w/Machined Lip, Undercut and PCD Bowl  
17x7 • 17x7.5 • 18x8 • 18x8.5 • 18x9.5 • 19x8.5 • 19x9.5



### CATALAN 83S

Hyper Silver  
19x8.5 • 19x9.5 • 20x8.5 • 20x10

**NEW**



### DIECI 91BZ

Bronze  
18x8 • 18x9 • 19x8.5 • 19x9.5 • 20x9 • 20x10  
Also Available Bright Silver (91S)



### RASATO 90MG

Matte Grey w/Machined Face  
17x7.5 • 18x8 • 19x8.5 • 20x8.5



### DIVISO 89MS

Silver w/Machined Face  
18x8 • 19x8.5  
Also Available Matte Black w/Machined Face (89MB) and Matte Gunmetal w/Gloss Black Face (89GM)



### REIN 81S

Hyper Silver  
18x8 • 19x8.5 • 19x9.5 • 20x8.5 • 20x9.5



### HYBRIS 80S

Silver w/Machined Face  
17x7.5 • 18x8 • 19x8.5 • 19x9.5 • 20x8.5  
Also Available Gloss Black (80B)  
**Only 19" Sizes Utilize DST Technology**



### STORM 51 79B

Matte Black  
15x7 • 15x8 • 15x9 • 17x7 • 17x8 • 17x9  
Also Available in Matte Grey (79G) and Titanium (79H) in 15" Sizes Only. Also Available in Hyper-Silver (79S) in 17" Sizes Only



### CLASSE 88MG

Matte Grey w/Machined Face  
18x8 • 18x9 • 19x8.5 • 19x9.5 • 20x9 • 20x10  
Also Available Gold w/Machined Face (88G) and Silver w/Machined Face (88MS)



### CAMINO 87MS

Silver w/Machined Face  
18x8 • 18x9 • 19x8.5 • 19x9.5 • 20x9 • 20x10 • 20x11  
Also Available Matte Grey w/Machined Face (87MG)



### STORM 52 86BZ

Matte Bronze  
15x7 • 15x8 • 15x9  
Also Available Matte Black (86B)



### BELLO 78B

Matte Black  
18x8 • 19x8.5 • 19x9.5 • 20x9 • 20x10



### FASTOSO 77S

Silver w/Machined Undercut  
18x8 • 19x8.5 • 19x9.5 • 20x9 • 20x10  
Also Available Matte Black w/Machined Undercut (77B)



### LUPO 72S

Silver  
15x6.5 • 16x7 • 17x7 • 18x8 • 19x8.5



**FITMENTS FOR FORD PASSENGER CARS**

<b>102B</b>  Gloss Black 17x9	<b>102C</b>  Chrome Plated 17x9	<b>118B</b>  Gloss Black with Mach.Lip 18x9, 18x10	<b>118C</b>  Chrome Plated 18x9, 18x10	<b>106B</b>  Gloss Black with Mach. Lip 17x8, 17x9, 17x10.5 18x9, 18x10
<b>106C</b>  Chrome Plated 17x8, 17x9, 17x10.5 18x9, 18x10	<b>106A</b>  Anthracite with Mach. Lip 17x8, 17x9, 17x10.5 18x9, 18x10	<b>101B</b>  Gloss Black 18x9, 18x10, 19x8.5	<b>101BM</b>  Gloss Black with Machined Spokes and Lip 18x9, 18x10, 19x8.5	<b>101C</b>  Chrome Plated 18x9, 18x10, 19x8.5

**FITMENTS FOR FORD PASSENGER CARS**

<b>110MB</b>  Matte Black 18x9, 18x10	<b>110C</b>  Chrome Plated 18x9, 18x10	<b>178GB</b>  Gloss Black 18x9, 18x10, 19x8.5, 19x9.5, 19x10, 20x8.5, 20x10 Also Available in Gunmetal (178GM) and Hyper-Silver Dark (178H)
--	---	---

**FITMENTS FOR FORD TRUCKS**

<b>108C</b>  Chrome Plated 20x9	<b>108B</b>  Gloss Black 20x9
--	--

**FITMENTS FOR FORD TRUCKS**

<b>151GB</b>  Gloss Black 17x8.5	<b>167GB</b>  Gloss Black 20x8.5 Also Available in Gloss Black/Machined (167BM)	<b>167C</b>  Chrome Plated 20x8.5
---	---	--

**FITMENTS FOR FORD TRUCKS**

<b>172P</b>  Polished & Clear-Coat 22x9 Also Available in Gloss Black (172GB)	<b>172C</b>  Chrome Plated 22x9 Also Available in Gloss Black (172GB)
---	---

**FITMENTS FOR GM TRUCKS**

<b>1755M</b>  Silver Machined 18x8.5 Also Available in Satin Black (1755B)	<b>175BM</b>  Gloss Black/Machined 18x8.5	<b>173BM</b>  Gloss Black/Machined 18x8 Also Available in Silver/Machined (173S)	<b>176BM</b>  Gloss Black/Machined 20x9, 22x9, 24x10 Also Available in Gloss Black (176GB)	<b>176C</b>  Chrome Plated 20x9, 22x9, 24x10 Also Available in Gunmetal Machined (176GM) and Matte Black (176MB)
--	--	--	--	--

**FITMENTS FOR GM TRUCKS**

<b>166H</b>  Hyper Silver Dark 20x9, 22x9 Also Available in Chrome (166C)	<b>168HC</b>  Hyper Dark/Chrome Accents 22x9 Also Available in Chrome/Matte Black Accents (168CM)	<b>152C</b>  Chrome Plated 20x9 Also Available Satin Black (152SB)	<b>156P</b>  Polished 16x6.5	<b>112B</b>  Matte Black 20x8.5, 22x10 Also Available Chrome Plated (112C)
<b>143C</b>  Chrome Plated 20x8.5	<b>143GB</b>  Gloss Black 20x8.5	<b>131C</b>  Chrome Plated 20x8.5, 22x10 Also Available in Polished (131P)	<b>131GB</b>  Gloss Black 20x8.5, 22x10	<b>131B</b>  Matte Black 20x8.5, 22x10
<b>122C</b>  Chrome Plated Also Available in Gloss Black (122GB) 22x9	<b>144C</b>  Chrome Plated 20x8.5, 22x9, 24x10	<b>144GB</b>  Gloss Black 20x8.5, 22x9, 24x10	<b>133C</b>  Chrome Plated 20x8.5	<b>1475</b>  Silver Machined 20x8.5, 22x9, 24x10, 26x10 Also Available in Chrome (147C)
<b>158BM</b>  Gloss Black w/Machined Spokes 20x9, 22x9 Also Available in Chrome (158C)	<b>165C</b>  Chrome Plated 20x8, 22x9 Available in Gloss Black (165GB)	<b>133CM</b>  Chrome Plated with Black Accents 20x9, 22x9	<b>136C</b>  Gloss Black with Chrome Accents 20x9, 22x9	<b>133HC</b>  Hyper-Silver with Chrome Accents 20x9, 22x9
<b>132GB</b>  Gloss Black 22x9	<b>132C</b>  Chrome Plated 22x9	<b>150C/169C</b>  Chrome Plated 20x9, 22x9, 24x10 Also Available in Gloss Black (150GB/169GB)	<b>150B/169B</b>  Gloss Black Machined 20x9, 22x9, 24x10	<b>150MB/169MB</b>  Matte Black 20x9, 22x9, 24x10



FITMENTS FOR CHEVROLET PASSENGER CARS

<b>114C</b>  Chrome Plated 17x8.5, 18x8.5, 18x9.5, 19x10	<b>117C</b>  Chrome Plated 17x8.5, 18x8.5, 18x9.5, 19x10	<b>117H</b>  Hyper Silver Dark 17x8.5, 18x8.5, 18x9.5, 19x10	<b>121H</b>  Hyper Silver Dark 17x8.5, 18x8.5, 18x9.5, 19x10	<b>121C</b>  Chrome Plated 17x8.5, 18x8.5, 18x9.5, 19x10 Also Available in Gun Metal (121G)
<b>130B</b>  Gloss Black 17x8.5, 18x8.5, 18x9.5, 19x10, 19x12	<b>130C</b>  Chrome Plated 17x8.5, 18x8.5, 18x9.5, 19x10, 19x12	<b>125B</b>  Gloss Black with Machined Spokes and Lip 20x8, 20x9	<b>125MB</b>  Matte Black 20x8, 20x9	<b>125C</b>  Chrome Plated 20x8, 20x9
<b>160GB</b>  Gloss Black 17x8.5, 18x8.5, 18x9.5, 19x8.5, 19x10, 20x10	<b>160C</b>  Chrome Plated 17x8.5, 18x8.5, 18x9.5, 19x8.5, 19x10, 20x10	<b>160BM</b>  Gloss Black Machined 17x8.5, 18x8.5, 18x9.5, 19x8.5, 19x10, 20x10	<b>148B</b>  Gloss Black Machined 16x8, 18x8, 20x8	<b>148C</b>  Chrome Plated 16x8, 18x8, 20x8
<b>103C</b>  Chrome Plated 17x9.5	<b>103B</b>  Gloss Black Machined 17x9.5	<b>104C</b>  Chrome Plated 17x8.5, 18x9.5		
<b>105C</b>  Chrome Plated 17x8.5, 17x9.5, 18x9.5, 18x10.5	<b>126BB</b>  Black/Bronze 18x9, 18x10, 20x9, 20x10, 20x11 Also Available Chrome Plated (126C) and Matte Black (126MB)	<b>126GB</b>  Gloss Black 18x9, 18x10, 20x9, 20x10, 20x11 Also Available in Copper (126C) and Matte Black (126MB)		

FITMENTS FOR MOPAR PASSENGER CARS AND TRUCKS

<b>155C</b>  Chrome Plated 20x9 Also Available Bright Silver (155S)	<b>155BS</b>  Gloss Black Silver 20x9 Also Available in Satin Black (155SB)	<b>137E</b>  Hyper Silver Dark 17x8, 18x8, 20x9, 20x10, 22x9 Sizes 17x8, 18x8 Are Also Available in Silver (137S)	<b>137C</b>  Chrome Plated 17x8, 18x8, 20x9, 20x10, 22x9 Also Available in Black Chrome (137BC)	<b>137MB</b>  Matte Black 17x8, 18x8, 20x9, 20x10, 22x9 Also Available in Gloss Black (137GB)
<b>138MB</b>  Matte Black 20x9 Also Available in Gloss Black (138GB)	<b>138BC</b>  Black Chrome 20x9	<b>123C</b>  Chrome Plated 20x9	<b>123B</b>  Gloss Black with Machined Spokes and Lip 20x9	<b>129B</b>  Gloss Black 20x9, 20x10
<b>129C</b>  Chrome Plated 20x9, 20x10	<b>107B</b>  Matte Black Also Available in Satin Black (107SB) 20x9, 22x9, 22x10	<b>107C</b>  Chrome Plated 20x9, 22x9, 22x10	<b>119C</b>  Chrome Plated 20x9, 22x9	<b>119B</b>  Gloss Black with Machined Spokes and Lip 20x9, 22x9
<b>159BM</b>  Gloss Black with Machined Spokes 17x7.5, 18x7.5	<b>159GB</b>  Gloss Black 17x7.5, 18x7.5	<b>161C</b>  Chrome Plated 20x9, 20x10, 22x9, 22x9.5, 22x11 Also Available in Black Chrome (161BC)	<b>161C</b>  Copper Paint 20x9, 20x10, 22x9, 22x9.5, 22x11	<b>161MB</b>  Matte Black 20x9, 20x10, 22x9, 22x9.5, 22x11 Also Available in Black/Bronze (161BB)
<b>161GB</b>  Gloss Black 20x9, 20x10, 22x9, 22x9.5, 22x11	<b>163SB</b>  Satin Black Also Available Chrome Plated (163C) and Gloss Black/Machined (163BM) 20x9	<b>154C</b>  Chrome Plated Also Available in Polished (154P) 20x9, 20x10	<b>154SB</b>  Satin Black Also Available Hyper Silver (154H) 20x9, 20x10	<b>170GB</b>  Gloss Black Also Available in Chrome (170C) 20x8





**M22 594MB**

Gloss Black with Ball-Cut Machined Spoke Accents  
16x8 | 17x9 | 18x9 | 18x10 | 20x9  
Available 5 & 6 Lug



**M21 593MB**

Gloss Black with Machined Face  
17x9 | 18x9 | 20x9 | 20x10  
Available 5,6 & 8 Lug



**M20 592MB**

Gloss Black with Machined Face  
17x9 -12 +00 +12 +18 +20  
18x9 -12 -06 +00 +12 +18  
20x9 -12 +12 +18 +20



**M15 587S**

Bright Satin  
17x9 -12 +12 +19 +25  
18x9 -12 -06 +12 +19 +25  
20x9 -12 +12 +18 +30



**M14 586B**

Matte Black  
17x9 -12 +12 +19 +25  
18x9 -12 -06 +12 +19 +25  
20x9 -12 +12 +18 +30



**M14 586S**

Machined Silver  
17x9 -12 +12 +19 +25  
18x9 -12 -06 +12 +19 +25  
20x9 -12 +12 +18 +30



**M19 591B**

Matte Black Available 5,6 & 8 Lug  
15x8 -25 +13  
16x8 +00 +06 +13  
17x9 -12 +00 +12 +20  
18x9 -12 -06 +00 +12 +19 +20  
20x9 -12 +00 +19 +20



**M19 591BZ**

Bronze Available 5,6 & 8 Lug  
15x8 -25  
17x9 -12 +00  
18x9 -12 -06 +00 +19  
20x9 -12



**M18 590MB**

Matte Black with Machined Lip and Bolts  
Also Available in Matte Graphite with Machined Lip and Bolts (590MG)  
15x8 +13  
17x9 -12 +12 +19 +25  
18x9 -12 -06 +12 +19 +25  
20x9 -12 +12 +18 +30



**M13 585B**

Matte Black  
15x8 -25 +13  
16x8 +00 +06 +13  
17x9 -12 +12 +19 +25  
18x9 -12 -06 +12 +19 +25  
20x9 -12 +12 +18 +30



**M12 584MB**

Matte Black with Matte Machined Face  
16x8 -06  
17x9 -12 +00 +12  
18x9 -12 +00 +12  
20x9 -12 +00 +12



**M2X 582MB**

Gloss Black with Machined Face  
17x8 +06 +10 +20 +25  
18x9 +12 +19 +25 +35  
20x9 +00 +10 +18 +30 +35



**M17 589B**

Gloss Black with CNC Milled Accents  
16x8 -06 +00 +13  
17x9 -12 +12 +19 +25  
18x9 -12 -06 +12 +19 +25  
20x9 -12 +12 +18 +30



**M16 588B**

Matte Black with Metal Bolts  
17x9 -12 +12 +19 +25  
18x9 -12 -06 +12 +19 +25  
20x9 -12 +12 +18 +30



**M15 587B**

Gloss Black  
17x9 -12 +12 +19 +25  
18x9 -12 -06 +12 +19 +25  
20x9 -12 +12 +18 +30



**MR1X 581B**

Matte Black  
15x8 +00  
16x8 +06 +13  
17x8 +06



**MR1X 581S**

Silver  
15x8 +00  
16x8 +06 +13  
17x8 +06



**M1X 580MB**

Matte Black with Matte Machined Face  
17x8 +06 +10 +20 +25  
18x9 +12 +19 +25 +35  
20x9 +00 +10 +18 +30 +35



# RBP

ROLLING BIG POWER



# RBP

ROLLING BIG POWER

LIGHT TRUCK / OFF-ROAD FITMENTS

LIGHT TRUCK / OFF-ROAD FITMENTS



**94R - BP**

BP (BLACK / CHROME INSERTS) / C  
17X9, 18X9, 18X10 20X9, 20X10, 22X10



**65R GLOCK - BG**

BLACK / CHROME / BG  
20X10, 22X12, 22X14



**66R- HK5 - FB**

BLACK / CHROME / BG  
20X9, 22X12



**64R WIDOW -BG**

BLACK / BG / MB  
18X9, 20X10



**72R CALIBER 5 - FB**

BLACK / SATIN BLACK / BRONZE  
17X8, 18X9, 20X9



**71R AVENGER - BG**

BLACK / CHROME / BG  
20X10, 20X12, 22X12, 24X14



**70R QUANTUM - BG**

BLACK / CHROME / BG  
20X10, 20X12, 22X12



**69R SWAT - BP**

BP (BLACK & CHROME INSERTS) / CHROME  
20X10, 20X12, 22X12, 22X14



**87R BLADE - BG**

BG / CHROME  
24X12



**90R COLT - BG**

BG / CHROME / BLACK  
20X9, 20X10, 22X12



**90R COLT - FB**

BG / CHROME / BLACK (FB)  
20X9, 20X10, 22X12



**89R ASSASSIN - BG**

BG  
18X9, 20X9, 20X10, 20X12, 22X12



**95R - BG**

BG  
20X10



**79R ASSAULT - BG**

BG  
20X10



**78R UZI - BG**

BLACK / CHROME / BG  
20X9



**67R AK-8 - BG**

BLACK / MB / BG  
20X10



**65R GLOCK**

CUSTOM  
20X10, 22X12, 22X14



**69R SWAT**

BLACK & CUSTOM INSERTS  
20X10, 20X12, 22X12, 22X14



**70R QUANTUM**

CUSTOM  
20X10, 20X12, 22X12



**72R CALIBER 5 - BZ**

BLACK / SATIN BLACK / BRONZE  
17X8, 18X9, 20X9



**66R- HK5 - C**

BLACK / CHROME / BG  
20X9, 22X12



**65R GLOCK - C**

BLACK / CHROME / BG  
20X10, 22X12, 22X14



**71R AVENGER - C**

BLACK / CHROME / BG  
20X10, 20X12, 22X12, 24X14



**69R SWAT - C**

BP (BLACK & CHROME INSERTS) / CHROME  
20X10, 20X12, 22X12, 22X14



GLOCK 22X14 BG



AVENGER 24X14 BLACK



AVENGER 24X14 CUSTOM



SWAT CUSTOM

RBP WHEELS

RBP WHEELS





# RBP

ROLLING BIG POWER




SHOW SERIES GRILLE,  
FENDER ARMOR & RX7 STEP SHOWN

## NEW SHOW SERIES GRILLES



• INCLUDES GRILLE AND OE STYLE ABS SHELL • NO CUTTING OR DRILLING REQUIRED • CUSTOM FINISHES AVAIL.



## FENDER ARMOR

EASY SNAP-ON INSTALLATION  
NO DRILLING REQUIRED,

- COMPLETE YOUR OFF-ROAD LOOK
- WORKS ON STOCK FENDERS
- THERMOFORM TEXTURES TPO PLASTIC UV RESISTANT & HIGH IMPACT



NEW RX-7  
EXHAUST TIP



RX-3  
STEP

NEW RX-7  
STEP

(IMPROVED STEP CLEARANCE)

# BLACK ROCK®



VIPER 900B

Matte Black  
15x8, 17x8



VIPER 900S

Tungsten Silver  
15x8, 17x8



YUMA 908M

Machined Clear Coat  
15x8, 16x8, 17x8  
Also Available in Trailer Applications



TYPE D ALLOY 909S

Tungsten Silver with Matte Black Center  
15x8, 15x10, 17x8



YUMA 908B

Matte Black  
15x8, 16x8, 17x8  
Also Available in Trailer Applications



TYPE D ALLOY 909B

Matte Black  
15x8, 15x10, 17x8

## BLACK ROCK STEEL WHEELS ARE MADE IN THE U.S.A.

CLOSED CENTER CAPS INCLUDED IN ALL BLACKROCK STEEL WHEELS



D-WINDOW 942B

Matte Black Steel  
15x7, 15x8, 15x10, 15x12, 15x14, 16x7, 16x8,  
16x10, 17x8, 17x9



BLACKJACK 929B

Matte Black Steel  
15x7, 15x8, 15x10, 16x7, 16x8



SOFT 8 997B

Matte Black Steel  
15x7, 15x8, 15x10, 15x12, 16x7, 16x8, 16x10,  
17x8, 17x9

**SUPERSINGLE (SS) (FP) (SF) SERIES:** 20x9 | 20x10 | 20x12 | 20x14 | 22x10 | 22x11 | 22x12 | 22x14 | 22x16 | 24x10 | 24x11 | 24x12 | 24x14 | 24x16 | 26x14 | 26x16

**MUSCLE SPORT TRUCK MONO-BLOCK SERIES:** 22x10 | 24x10



**AKA SS8**    **FLEX SS8**    **LEGEND SS8**    **LEVEL FP8**    **SYZR FP8**

**VENGE MONO ST6**    **LOXX MONO ST6**

**SPECIAL FORCES SERIES**

**MULTIPIECE SERIES:** 24x14 | 24x16 | 24x18 | 26x14 | 26x16 | 26x18



**CREST SF8**    **HALO SF8**    **CODE SF8**    **FAZE MP8**    **EDGE MP8**

**MUSCLE VINTAGE SERIES:** 18 | 19 | 20 | 21 | 22



**BRAWN AFM**    **CLASSIC AFM**    **PROWL AFM**    **RESTO AFM**    **SWERVE AFM**

**SPECIAL FORCE | SUPER DUALY SERIES:** 22 | 24 | 26

**MUSCLE MODERN SERIES:** 18 | 19 | 20 | 21 | 22



**CODE SFSD**    **REALM SFSD**    **TWISTER SD**    **SHIFT SD**    **INDEPENDENCE SD**



**GAMBER AFM**    **CROSSBOW AFM**    **CYNTAX AFM**    **LEGEND AFM**    **PODIUM AFM**

**SPECIAL FORCE | DUALY SERIES:** 20 | 22 | 22.5 | 24 | 26 | 28

**DIRECT BOLT ON SERIES:** 20 | 22 | 24 | 26

**MUSCLE SPORT TRUCK SERIES:** 20 | 22 | 24 | 26



**SPECS SFD**    **BULLY DRW**    **GAMBER DRW**    **LONESTAR DBO**    **REBEL DBO**



**COSMIC ST6**    **FLIGHT ST6**    **FRENZY ST6**    **SAVAGE ST6**    **VENGE ST5**


STREET TRUCK / LIGHT TRUCK / OFF-ROAD FITMENTS

STREET TRUCK / VINTAGE / MODERN MUSCLE CAR FITMENTS

AMERICAN FORCE

AMERICAN FORCE



High Quality Steel Wheels for Boat Trailers, Utility Trailers, Golf Carts, Utility Vehicles, ATV's Rental and Industrial Equipment.  **MADE IN U.S.A.**



**WHITE SPOKE 310W**  
White with Red and Blue Stripe  
12x4 14x6 15x6  
13x4.5 14x7 16x6  
13x5.5 15x5  
14x5.5



**CHROME SPOKE 315C**  
Chrome Plated  
12x4 14x6  
13x5.5 15x6  
Also Available Galvanized (28GA)



**CHROME MOD 320C**  
Chrome Plated  
12x4 14x6  
13x4.5 15x7  
13x5.5



**CONVENTIONAL 2825**  
Silver  
16x6



**DUALLY 1795**  
Silver  
16x6  
Trailer Use Only



**FWD BLACK MOD 83B**  
Matte Black 15x6  
13x5.5 16x6.5  
14x5.5 17x7



**WHITE MOD 55W**  
White with No Rivets  
12x4, 12x7, 13x4.5, 14x6, 15x5, 15x6,  
16x6 – Also Available Silver (229S)  
or Galvanized (56GA)



**TRAILER ATV 01W**  
White  
8x3.75, 8x7



**NOMAD TRAILER 174 (GN)**  
Diamond Cut with Anthracite Grey Spokes  
and Clear-Coat • 15x6, 16x6 **Trailer Use Only**



**SMOOTH MOD TRAILER 062 (K)**  
Machined with Clear-Coat  
14x5.5, 15x6, 16x6 **Trailer Use Only**



**CROSSTRAX 922MB**  
Machined Black  
12x4, 13x5, 14x5.5, 15x6, 16x6  
Center Caps Sold Separately



**INTRUDER 910B**  
Matte Black  
15x6, 16x6 Also Available Silver (910S)  
Center Caps Sold Separately



**YUMA 908M**  
Machined Clear Coat  
15x6, 16x6 Also Available Black (908B)  
Center Caps Sold Separately

# WHEEL ACCESSORIES



- Hub Centric Rings
- Wheel Installation Kits
- Lug Nuts
- Wheel Studs
- Wheel Locks
- Hub Covers
- Valve Stems
- Billet Wheel Adapters
- Wheel Spacers
- Spinners & Spinner Sets
- Disc Brake Simulators
- Socket Adapters
- Lug Wrenches and Tools
- Trim Rings
- Polishes and Cleaners
- TPMS Sensors and Tools
- Wheel Weights

See Our Complete Offering in the Wheel and Accessory Data Book

# READYLIFT<sup>®</sup> SUSPENSIONS

## LEVELING KITS

GUARANTEED TO MAINTAIN YOUR FACTORY RIDE



Upgrade To 33" Tires



Upgrade To 33" Tires

### ATD Offers READYLIFT<sup>®</sup> Leveling Kits



**Leveling Kits Available For:**  
Ford - Chevy - GMC - Dodge - Toyota - Nissan  
Hummer - Cadillac - Jeep - Honda - Infiniti

**Level Your Truck The Right Way!**

# ATD Wheels

# TEAM ATHLETES



**ODI BAKCHIS**

**DRIFTING**

PRIZZ FORMULA DRIFT

ATD Wheels.com

**DIRT TRACK RACING**

**GREG WILSON**

OFF-ROAD RACING

**MOTOCROSS**

n-FAB FM-PRO YAMAHA FACTORY RACING

**SARAH BURGESS #97** PRO LITE

ALLOY GEAR WHEELS

STU WHEELS.com

**BRITT MYERS**

B.A.S.S. ELITE SERIES PRO-ANGLER

ALLOY GEAR WHEELS

**FISHING**

[CLICK HERE TO RETURN TO TABLE OF CONTENTS](#)



[ATDWheels.com](http://ATDWheels.com)



[/ATDWHEELS](#)



[#ATDWHEELS](#)



[@ATDWHEELS](#)