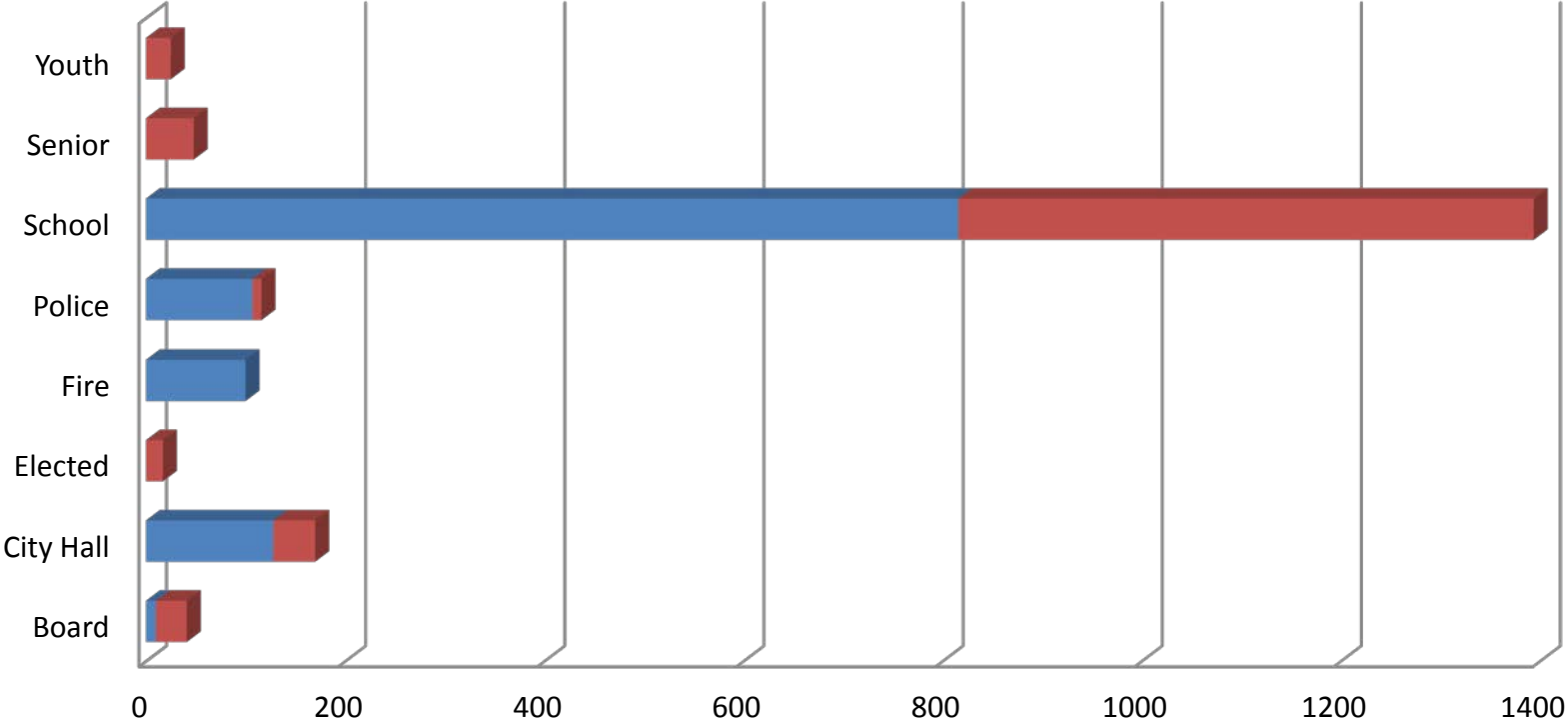




# FY17 City of Revere

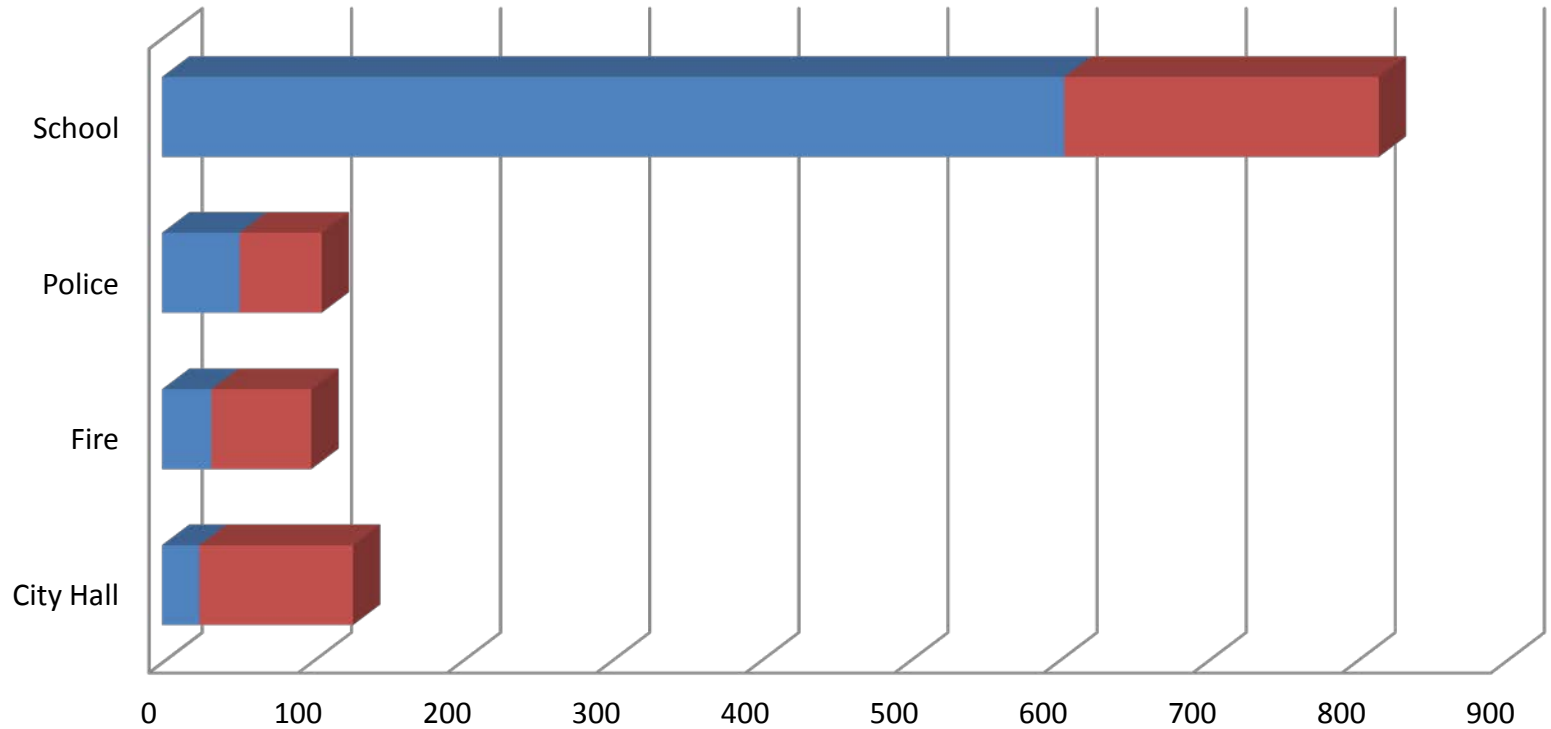
## Employee Residency Data

# Total Revere City Hall Paid Staff



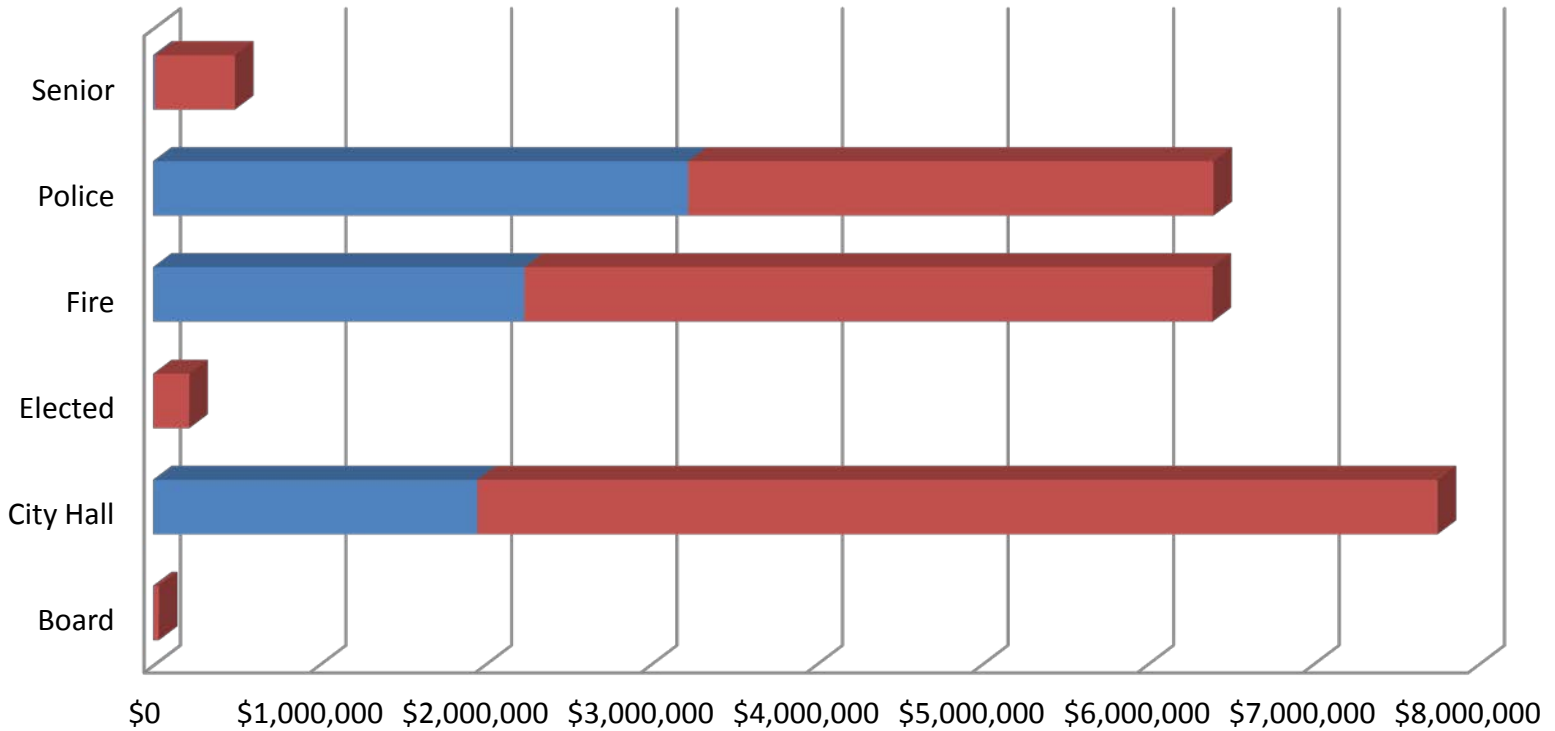
	Board	City Hall	Elected	Fire	Police	School	Senior	Youth
■ Full Time	10	128		100	107	816		
■ Part Time	31	42	17		9	578	48	25

# Full Time Employees: Residents vs. Non-Residents



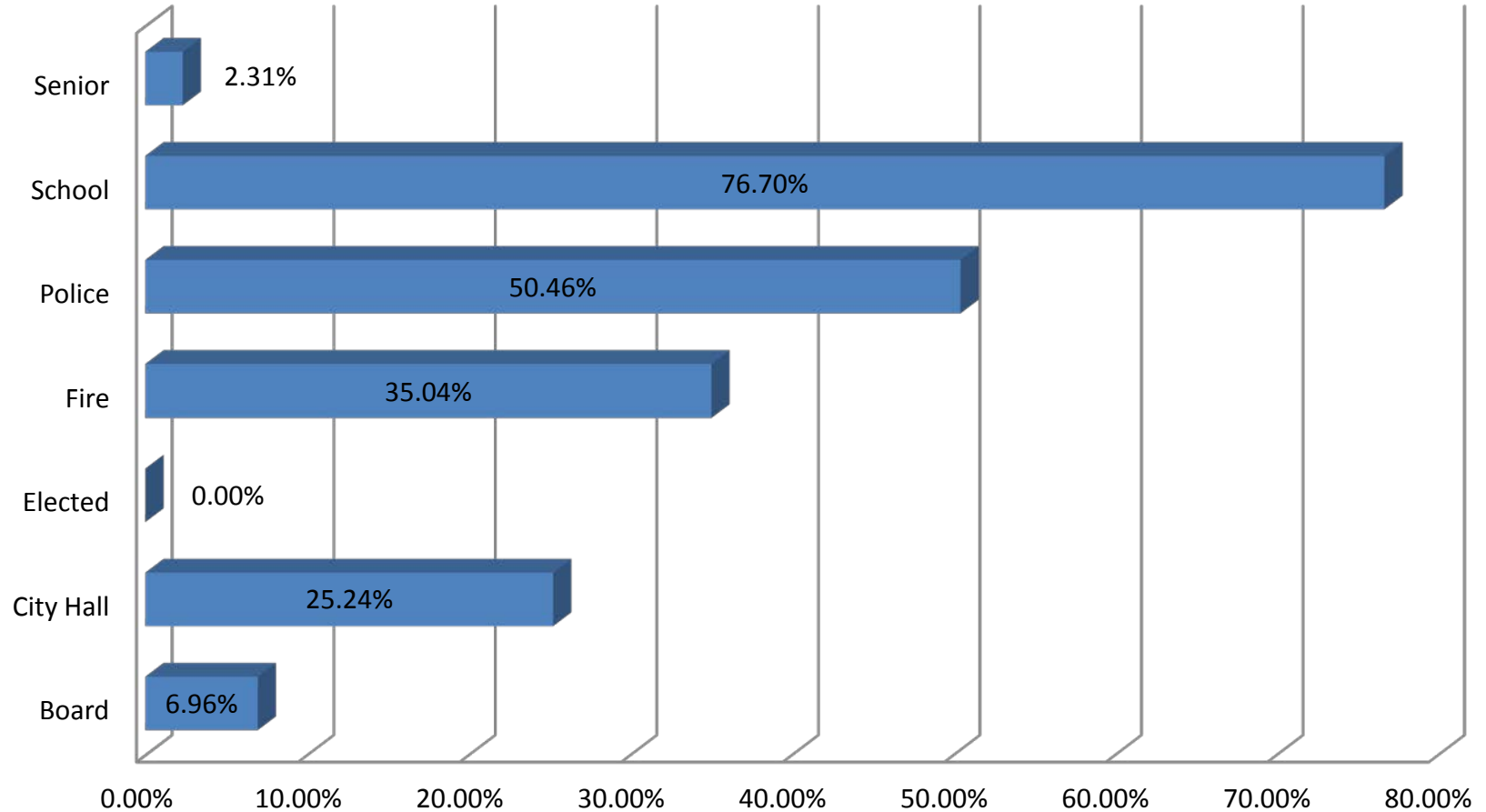
	City Hall	Fire	Police	School
■ Not Revere	25	33	52	605
■ Revere	103	67	55	211

# Total Salary (non-school)

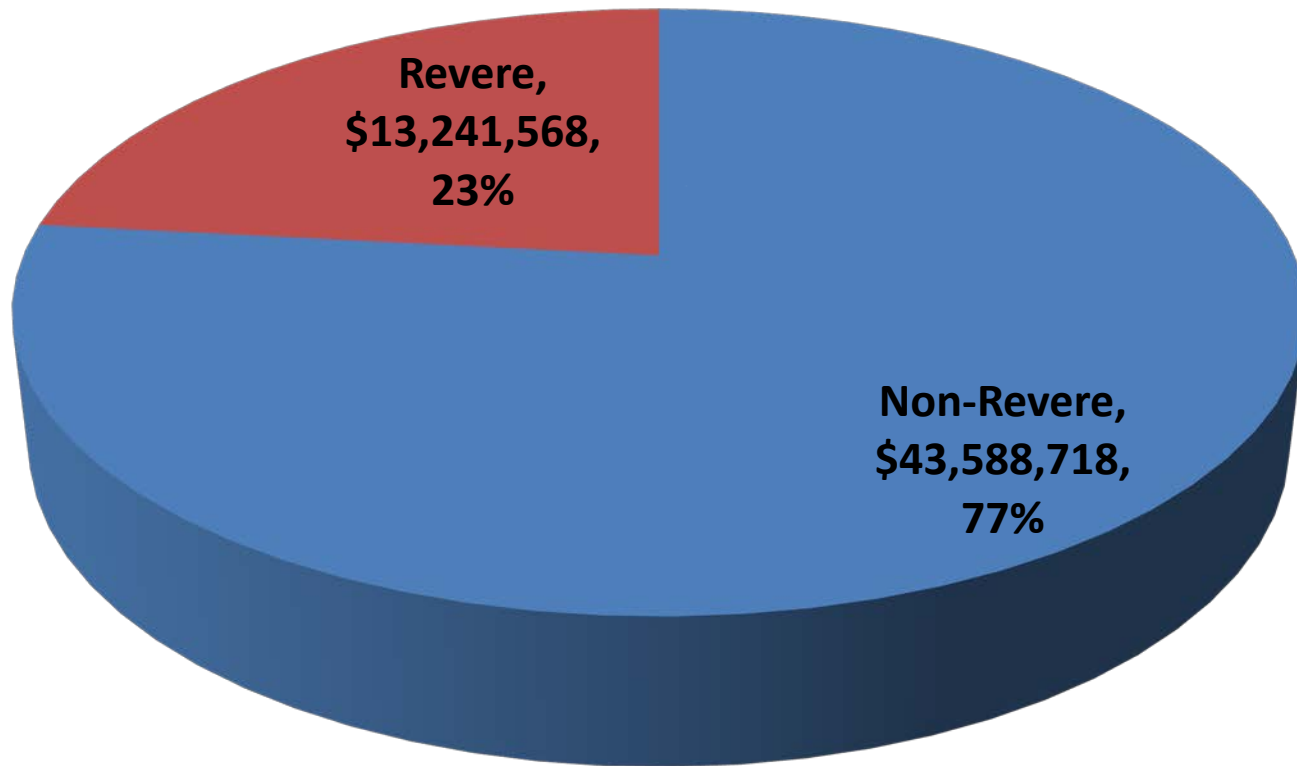


	Board	City Hall	Elected	Fire	Police	Senior
Not Revere	\$2,400	\$1,959,218		\$2,243,026	\$3,232,862	\$11,440
Revere	\$32,100	\$5,801,911	\$218,337	\$4,158,408	\$3,173,982	\$483,106

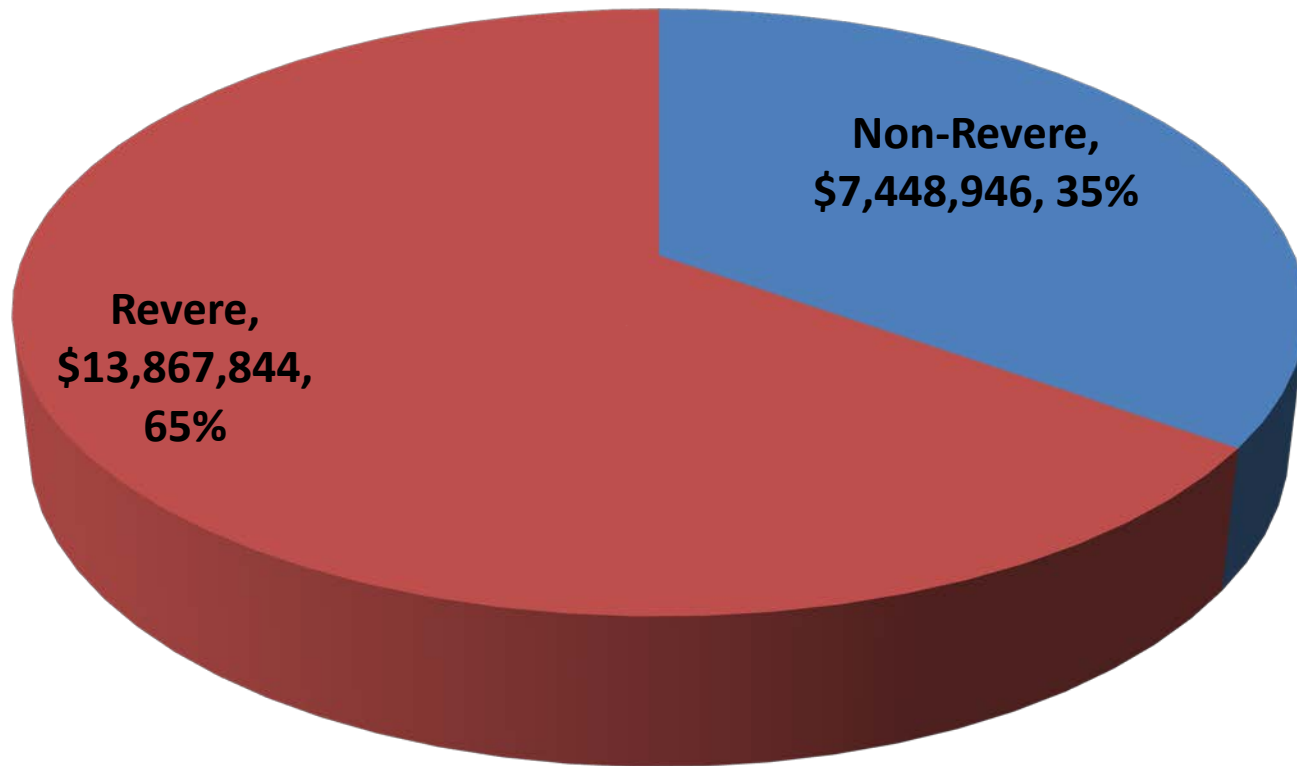
# Total Salary: Percent Non-Revere



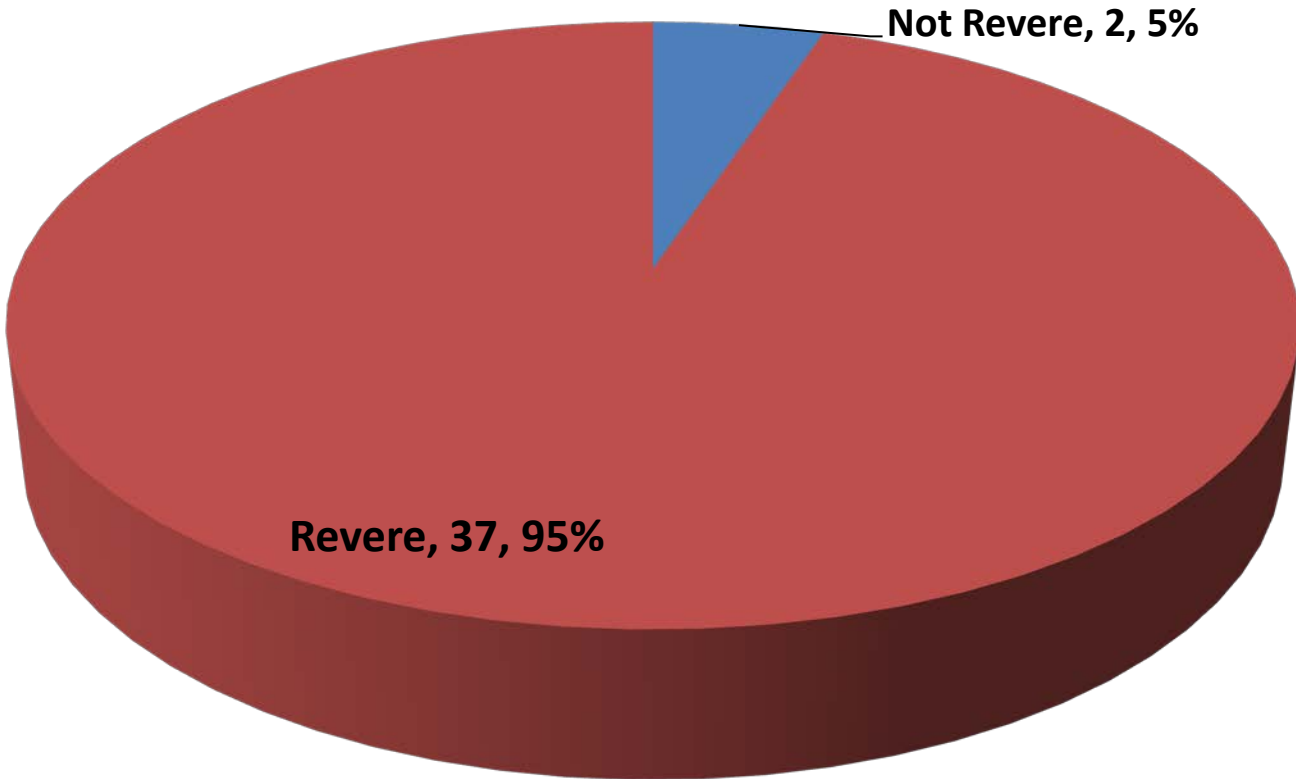
# School Department Salaries



# Non-School City Salaries



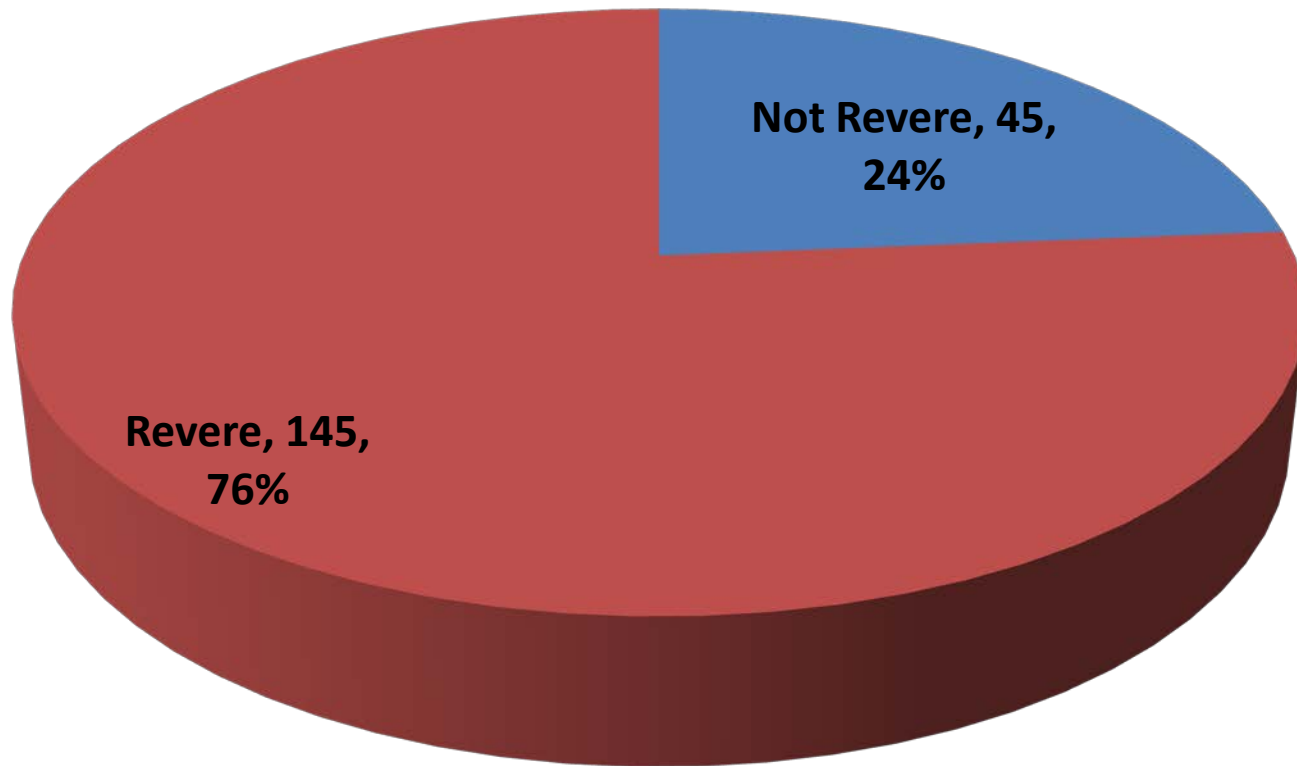
# Nonschool Hires 2016-Present



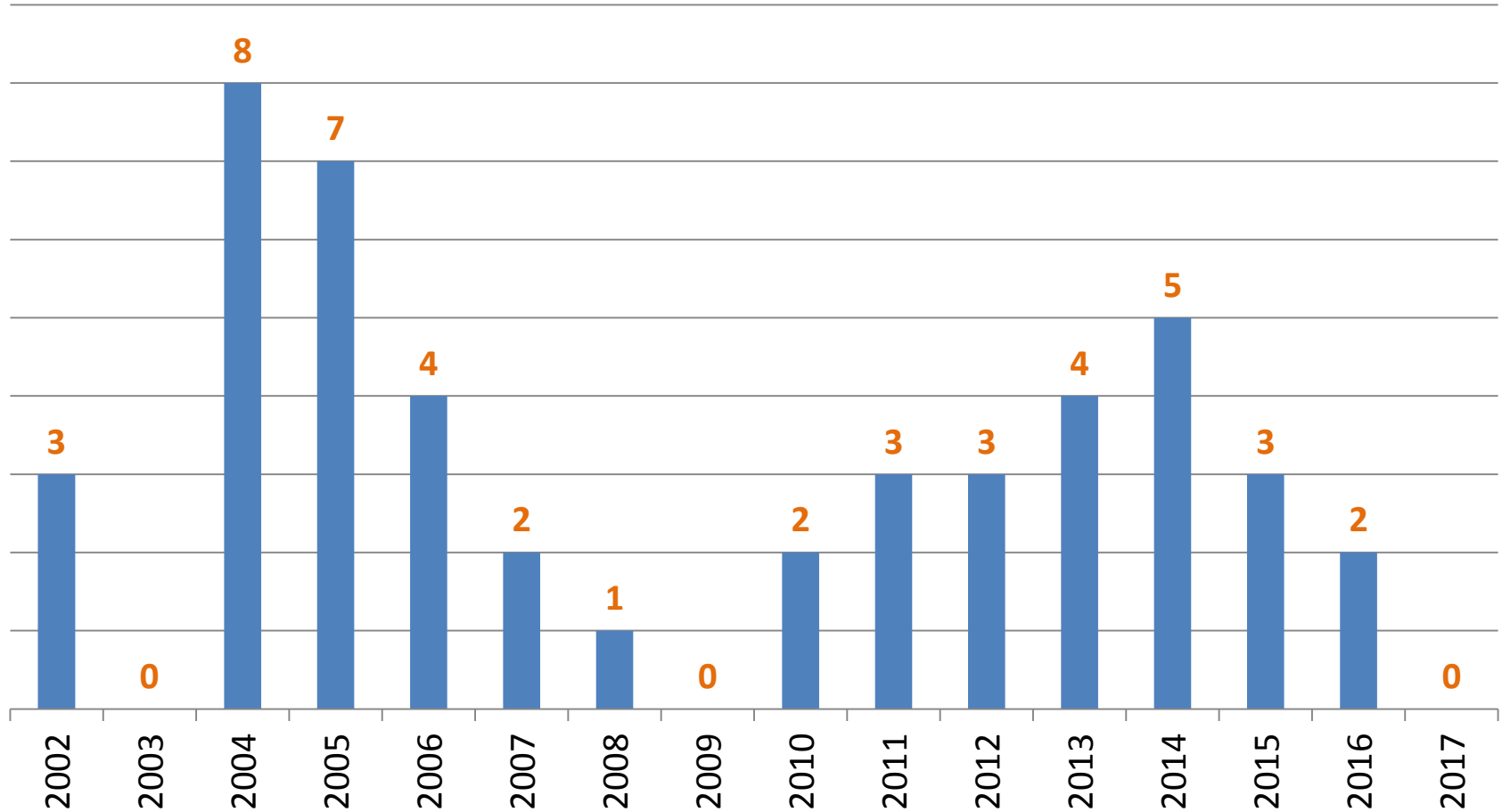


# Nonschool Hires

## July, 2002 to December, 2015



# Non-Revere Residents by Date of Hire: All Non-School Departments



# Non-Revere Non-School Employees: 123 Employees / \$7,448,946 Salary

Emp #	Annual	Residency	Date of Hire
51	\$92,587	Not Revere	09/30/1976
730	\$90,480	Not Revere	12/27/1977
1417	\$68,168	Not Revere	10/09/1978
622	\$49,556	Not Revere	04/16/1979
446	\$48,991	Not Revere	05/04/1980
132	\$800	Not Revere	08/26/1982
1201	\$26,043	Not Revere	04/17/1983
1365	\$49,556	Not Revere	05/03/1983
1570	\$69,500	Not Revere	11/02/1983
1297	\$71,032	Not Revere	02/01/1985
116	\$123,528	Not Revere	02/16/1986
212	\$56,950	Not Revere	11/03/1986
708	\$90,019	Not Revere	12/07/1986
777	\$81,135	Not Revere	10/16/1986
981	\$73,277	Not Revere	04/13/1986
1009	\$73,277	Not Revere	04/14/1986
1208	\$69,943	Not Revere	10/19/1986
1244	\$90,019	Not Revere	04/14/1986
1407	\$60,296	Not Revere	10/19/1986
1514	\$60,296	Not Revere	10/19/1986
940	\$42,311	Not Revere	07/27/1987
285	\$90,019	Not Revere	11/06/1988
575	\$73,277	Not Revere	11/06/1988
1186	\$60,296	Not Revere	01/24/1988
148	\$149,147	Not Revere	02/10/1991
157	\$73,277	Not Revere	02/10/1991
328	\$55,148	Not Revere	02/10/1991
723	\$55,148	Not Revere	02/10/1991
1192	\$62,629	Not Revere	02/10/1991
1238	\$73,277	Not Revere	02/10/1991
228	\$55,148	Not Revere	02/07/1993

Emp #	Annual	Residency	Date of Hire
938	\$59,647	Not Revere	12/05/1993
1445	\$55,148	Not Revere	12/05/1993
271	\$59,647	Not Revere	10/20/1994
672	\$69,788	Not Revere	04/10/1994
1109	\$69,788	Not Revere	06/26/1994
2017	\$66,614	Not Revere	11/13/1994
2015	\$59,647	Not Revere	04/26/1995
2035	\$55,148	Not Revere	02/19/1995
2037	\$69,788	Not Revere	05/20/1995
2051	\$59,647	Not Revere	02/19/1995
2054	\$55,148	Not Revere	05/21/1995
2064	\$55,148	Not Revere	04/26/1995
2082	\$59,647	Not Revere	09/24/1995
2089	\$57,423	Not Revere	11/20/1995
2092	\$89,634	Not Revere	11/20/1995
2107	\$57,423	Not Revere	12/07/1995
2116	\$57,423	Not Revere	12/07/1995
2140	\$110,983	Not Revere	01/02/1996
2405	\$55,622	Not Revere	08/01/1996
2969	\$59,647	Not Revere	05/01/1996
2991	\$55,148	Not Revere	04/03/1996
2993	\$59,647	Not Revere	04/03/1996
392	\$11,440	Not Revere	07/01/1997
2701	\$55,148	Not Revere	05/19/1997
2708	\$55,148	Not Revere	05/19/1997
2712	\$55,148	Not Revere	05/19/1997
2906	\$57,423	Not Revere	06/02/1997
2907	\$77,271	Not Revere	06/02/1997
2908	\$57,423	Not Revere	06/02/1997
2909	\$89,634	Not Revere	06/02/1997
2910	\$57,423	Not Revere	06/02/1997

# Non-Revere Non-School Employees: 123 Employees / \$7,448,946 Salary

Emp #	Annual	Residency	Date of Hire
929	\$89,634	Not Revere	04/06/1999
933	\$94,115	Not Revere	04/06/1999
1541	\$1,600	Not Revere	07/27/1999
1178	\$6,606	Not Revere	01/04/2000
1191	\$95,370	Not Revere	01/12/2000
1204	\$51,592	Not Revere	01/24/2000
1211	\$26,467	Not Revere	01/25/2000
1301	\$1,600	Not Revere	03/01/2000
1427	\$66,626	Not Revere	07/05/2000
1488	\$80,174	Not Revere	11/06/2000
740	\$57,423	Not Revere	02/13/2001
841	\$66,614	Not Revere	10/01/2001
2002	\$77,271	Not Revere	12/02/2001
2126	\$55,148	Not Revere	03/04/2002
2129	\$11,030	Not Revere	03/04/2002
2130	\$55,148	Not Revere	03/04/2002
515	\$57,423	Not Revere	08/02/2004
1343	\$59,647	Not Revere	04/12/2004
1622	\$52,521	Not Revere	07/12/2004
1623	\$52,521	Not Revere	07/12/2004
1634	\$77,271	Not Revere	08/02/2004
1638	\$77,271	Not Revere	08/02/2004
1641	\$57,423	Not Revere	08/02/2004
1681	\$45,822	Not Revere	10/25/2004
1719	\$59,647	Not Revere	01/31/2005
1720	\$59,647	Not Revere	01/31/2005
1721	\$52,521	Not Revere	01/31/2005
1722	\$52,521	Not Revere	01/31/2005
1812	\$57,423	Not Revere	08/15/2005
1818	\$66,614	Not Revere	08/29/2005
1865	\$90,000	Not Revere	12/15/2005

Emp #	Annual	Residency	Date of Hire
1885	\$47,195	Not Revere	03/20/2006
2144	\$72,719	Not Revere	10/16/2006
2205	\$54,246	Not Revere	11/16/2006
3269	\$117,283	Not Revere	01/03/2006
2217	\$52,521	Not Revere	01/31/2007
2343	\$42,228	Not Revere	10/01/2007
2389	\$45,822	Not Revere	02/19/2008
2768	\$57,423	Not Revere	03/14/2010
3064	\$54,973	Not Revere	12/23/2010
3217	\$57,423	Not Revere	10/03/2011
3218	\$57,423	Not Revere	10/03/2011
3226	\$52,521	Not Revere	10/23/2011
3303	\$52,521	Not Revere	03/12/2012
3317	\$52,521	Not Revere	06/04/2012
3318	\$52,521	Not Revere	06/04/2012
954	\$57,423	Not Revere	02/17/2013
3518	\$57,423	Not Revere	02/17/2013
3529	\$52,521	Not Revere	03/11/2013
3699	\$65,619	Not Revere	07/22/2013
3758	\$59,364	Not Revere	01/13/2014
3798	\$52,521	Not Revere	05/28/2014
3926	\$52,521	Not Revere	08/18/2014
3966	\$31,750	Not Revere	11/18/2014
3971	\$36,796	Not Revere	12/15/2014
4005	\$19,803	Not Revere	05/21/2015
4147	\$54,251	Not Revere	08/10/2015
4148	\$30,986	Not Revere	08/18/2015
4195	\$120,000	Not Revere	01/05/2016
4341	\$85,000	Not Revere	08/29/2016