


BERNARDO®

www.bernardo.at



WOOD

WORKING MACHINES

2020

BERNARDO[®]
www.bernardo.at

- BELGIEN
- BOSNIEN
- BULGARIEN
- DÄNEMARK
- DEUTSCHLAND
- ENGLAND
- ESTLAND
- FINNLAND
- FRANKREICH
- GRIECHENLAND
- ITALIEN
- KROATIEN
- LETTLAND
- LITAUEN
- NIEDERLANDE
- NORWEGEN
- ÖSTERREICH
- POLEN
- RUMÄNIEN
- SCHWEDEN
- SCHWEIZ
- SERBIEN
- SLOWAKEI
- SLOWENIEN
- TSCHECHIEN
- UNGARN

BERNARDO®



FOREWORD

Since PWA's foundation more than 30 years ago, our principles and ambitions have remained the same: to offer the most extensive range of wood, metal and sheet metal machinery and machine tool accessories at the best possible price – accommodating every customer's individual need.

PWA – a Linz based family company founded in **1979** – started out as a retailer specialising in supplying machinery and engineering equipment throughout Austria. After fourteen years of sustained domestic growth, PWA made a successful switch across into wholesale (**1993**). A significant milestone was achieved when in **1997** when the “BERNARDO” brand was established. Continued growth put considerable strain on our 600 m² Linz warehouse so in **2004** we extended the building to 2000 m². PWA expanded yet again in **2008** by building an additional central storage in Engerwitzdorf with a storage area of 3700 m² (20 km NE of the state capital Linz). Upon completion, we then fully refurbished our original site in Linz converting the old storage area into a 1200 m² showroom that backs on to our head office. In **2014** it was necessary to expand our central storage in Engerwitzdorf (another 3500 m²) because of the positive business development. Today PWA employs 26 staff and supplies 26 countries with an extensive and a continually expanding product portfolio distributed from two sites.

This company profile takes you behind the scenes and outlines PWA's product lines.

Bernhard Pindeus (CEO)



Bernhard Pindeus (CEO)

ADVANTAGES

MANY REASONS FAVOUR BERNARDO



PROMPT DELIVERY

With great terms in place with multiple carriers we are able to ensure your delivery reaches you on-time and in top condition. Deliveries are made daily and handled by reliable and reputable logistical companies.



EXPERT ADVICE

Our qualified technical staff will ensure you receive the right advice about the most appropriate machine for your application. Furthermore, we offer the customer an opportunity to view most of our product range in our Linz showroom.



OPTIMAL PRICE-TO-PERFORMANCE RATIO

We offer the right product at an attractive price-to-performance ratio for every user's requirement. Long-term business relationships with manufacturers and ongoing price negotiations make it possible for us to keep our attractive pricing.



QUALITY CONTROL

When selecting new products we pay particular attention to quality. We then perform strict internal checks, taking into consideration every individual customer's requirements. Only products that meet the strict BERNARDO quality standard are added to our portfolio.



LONG-TERM EXPERIENCE

With more than three decades of experience in the metal, sheet metal and wood processing industry, we possess a high level of know-how in combination with a reliable service. We owe this competence to long-term business relationships with suppliers and partners.



HIGH RELIABILITY

Customer satisfaction is one of our top priorities and a term we take seriously. BERNARDO products are therefore covered by a 24 month warranty.



SERVICE

Customer service is part of the purchase at PWA. Our separate service division is staffed with experienced and friendly technicians who aim for customer satisfaction. Our wide range of readily available spare parts and parts subject to wear, allows us to meet your needs in a punctual and accurate manner.



EXTENSIVE PRODUCT RANGE

Our large number of machining centres and matching equipment allows us to cover a wide range of applications. With a choice of more than 3,500 articles, we stock suitable machines for amateurs as well as professional users.

COMPANY HEADQUARTERS LINZ

OFFICE
SHOWROOM
SPARE PARTS STORAGE
REPAIR SHOP

PWAs headquarters in Linz.

Boasting 2000 m² of office space and showroom our Linz headquarters is the first stop for all our customers. Also located in Linz is our extensive spare part storage and repair shop.



LOGISTICS CENTRE ENGERWITZDORF

STORAGE UNIT TESTING CENTRE

In the autumn of 2014 our central storage unit in Engerwitzdorf was expanded up to 7200 m². Capable of storing 5,700 pallets, our large logistics centre allows us to stock approx. 90% of our products, guaranteeing prompt delivery throughout Austria and Europe.



SHOWROOM

Because personal contact and customer support are important to us, we created a 1200 m² showroom presenting the majority of our range. This allows our customers to view all products up close, while getting advice and insight into our machinery.

Furthermore, the powering up of machinery to witness its functionality and applications can take place here on request.

Competent technical advice and clear explanations of technical issues allow the customer to make a sensible purchase decision.



Our showroom covers a display area of ...



... 1,200 m²!



Personal customer consultation allows a fully informed purchase decision.



Drilling and milling machines



Planer and thicknessing machines



Lathes



Consultation



Consultation



Grinding machines



Compressors



Extractor units



Sheet metal processing machines



Metal band saws

LOGISTICS

With a large number of incoming and outgoing goods each day Engerwitzdorf is a busy logistics centre. Long term cooperation with reputable carriers enables us to deliver daily or on specific delivery dates. Orders of all sizes are all dealt with by experienced staff.



Logistics centre Engerwitzdorf



Daily incoming and outgoing goods



State-of-the-art transportation units allow prompt distribution in top condition.



Small parts shelving



Storage of our range of planers and thicknessing machines





Extensive stock range guarantees product availability



Powerful high-rack stackers



Stock Transport



12.5 t crane



9 m tall shelving units



Our logistics team guarantees on time, smooth distribution.



Bernardo logistics partner

TEAM

WE ARE BERNARDO ...

Competence, reliability and flexibility are the three main characteristics that best describe our team.

MARKETING

Our marketing department work continuously on keeping our catalogues, special offers and our website up to date, ensuring consumers are always well informed about products and never miss out on a great deal.

DEVELOPMENT / PURCHASING DEPARTMENT

Selecting new products, which are in demand and meet customers' requirements, is one of the most challenging tasks for our purchasing team. In close cooperation with suppliers we work hard to extend and optimize our portfolio regularly.

SALES

Top priorities include customer service, technical and commercial support and information on order status and delivery times. In addition, all of our selected retailers provide detailed information on all products.

LOGISTICS

Our logistics team works hard to make sure the product reaches you on time and in good condition. We prepare around 100,000 articles per annum for distribution around Europe.

SERVICE

Highly-trained employees are available for technical advice on demand. Spare part orders and repairs are processed in a quick and accurate fashion.

ACCOUNTS

Commercial and general enquiries are promptly dealt with by the accounts department, providing the best possible advice for every individual.



SERVICE

RELIABLE SERVICE COMES STANDARD WITH ALL BERNARDO PURCHASES

One of the main aims of our service team is to deal with customers' enquiries in a quick and competent manner, leaving our customers satisfied at all times.

CUSTOMER SUPPORT

Bernardo staff offer personal support and expert individual advice when dealing with all forms of enquiries. Customer support is available at all times.

SPARE PARTS AND WORN PARTS STORAGE

Our 500m² spare parts and worn parts storage facility enables us to hold large volume allowing the prompt dispatch of spare parts.

ON-SITE SERVICE

To all our customers we offer machine assembly, start-up and training. Furthermore, an on-site service is available through one of our expert technicians.

REPAIR WORK

Repairs are dealt with promptly and professionally by qualified service staff.



Service technician



Spare parts storage



BERNARDO - Service technician

PRODUCT DEVELOPMENT AND QUALITY CONTROL

Customers initiate new and further development of our portfolio. Specific customer requirements in combination with market research lead directly to our suppliers' product development.

This form of close cooperation with our suppliers allows us to success-fully meet customers' requests. Suppliers are selected carefully to ensure the development of high-quality products. However, safety first with all the quality improvements. That's the reason why our machines have been checked by TÜV AUSTRIA SERVICES GMBH since 2010

Extensive quality control is carried out by experienced technicians, both during and after production reassuring you the customer that you have invested in a reliable product.



Conformity test by TÜV AUSTRIA



Drilling machines checked by TÜV AUSTRIA

QUALITY CONTROL

After PWA receives a product, we set about assessing it using a comprehensive checklist (testing protocols) to ensure continuous quality for the end user. Several test runs later, machines are prepared for distribution. In Europe we take full responsibility for our products to meet EU-standards. All products are delivered complete with detailed operator manuals and CE-compliance checks.

BERNARDO®
QUALITÄTSKONTROLLE

DATUM

PRÜFER



Test run



Checking quality with testing protocol.



Quality control

WWW.BERNARDO.AT

VISIT US ONLINE AND TAKE ADVANTAGE OF OUR WEBSITE

NEWS

Find out about current deals, new and further product developments and enhancement of existing machines.

TECHNICAL SPECIFICATIONS

Whether browsing or searching specific product details, our website delivers up-to-date detailed information.

24H ORDERS

Shop online 24/7 – simply register and enjoy the extensive range of offers.

DOWNLOAD CENTRE

Download catalogues, brochures and newsletters at your convenience.












ORDER ONLINE

Save time by ordering online at www.bernardo.at. A few clicks later we process your order.

MARKETING

Our marketing team concentrates primarily on the customer and focuses specifically on communication. PWA advertising allows us to highlight the BERNARDO advantages while providing the consumer an up-close and high resolution image of the product. Receiving our catalogues in the mail and Newsletters via email or fax, keeps you up-to-date and well informed about product releases. Special offer catalogues and mailed out regularly – complete with deals on our best sellers along with sharp prices on discontinued lines.



On-site photo studio

METAL PROCESSING

Our extensive metal processing portfolio caters for all needs; amateurs, semi-professionals and professionals - everyone will find the suitable machine(s), whatever the application.

When selecting machine equipment, we pay special attention to functionality and quality, constantly optimizing these in close cooperation with the supplier.

We offer the following product range:

DRILLING MACHINES
DRILLING AND MILLING MACHINES
MILLING MACHINES
CNC- MILLING MACHINES
LATHES
CYCLE- LATHES
SAWING MACHINES
GRINDING MACHINES



MBS 350 DGA



GB 35 TH



Profi 550 WQV



BSG 2040 M



UWF 90

ACCESSORIES – METAL PROCESSING

Our wide range of tools and accessories allows professional metal processing at the highest level. By supplying you with everything, from machine to suitable equipment, we ensure optimal, hassle-free working.

Our portfolio for metal processing equipment offers the following range:

- CLAMPING TOOLS**
- MEASUREMENT TOOLS**
- CUTTING TOOLS**
- SAW BANDS**
- SANDING BELTS**
- SAW DISCS**
- MACHINE ACCESSORIES**




3-jaw chuck



Multifix - tool holder system



Mill chuck OZ-set



Tiltable rotary table TSK



Machine vice PHV



Outside micrometer set (4 pieces)



TIN coated end mill set



Coolant device

WOOD PROCESSING

The extensive Bernardo wood-processing portfolio contains suitable machinery for every customer. Long-term experience and careful product selection are essential and allow us to offer the best price-to-performance ratio.

Our wood processing portfolio is divided among the following:

- PLANERS**
- SAWING MACHINES**
- SPINDLE MOULDERS**
- COMBINED MACHINES**
- DRILLING, MULTI-BORING AND MORTISING MACHINES**
- WOODTURNING LATHES**
- BAND SAWS**
- SANDING MACHINES**
- WIDE BELT SANDING MACHINES**
- SHARPENERS**
- DUST EXTRACTORS**
- FEED UNITS**
- EDGE BANDING MACHINE**
- 4-SIDE PLANERS AND MOULDERS**
- PRESSES AND GLUE APPLICATION MACHINES**
- BRIQUETTE PRESSES**
- WORKBENCHES**



CU 310 F - 2600

ACCESSORIES – WOOD PROCESSING

Whether milling, sanding or planing, we ensure the supply of the right tools and equipment for each application. Ranging from planer knives to milling tools, we offer a wide range of accessories:


DRILL BITS
PLANER KNIVES
MILLING TOOLS
CIRCULAR SAW BLADES
WOOD TURNING ACCESSORIES
ABRASIVE TOOLS
ACCESSORIES FOR DUST EXTRACTORS
BAND SAW BLADES
SHARPENING TOOLS
ACCESSORIES FOR FEED UNITS
MEASURING TOOLS
CLAMPING TOOLS
SAFETY DEVICES
TECHNICAL INFORMATION



Slotting set (6 pieces)




Sand band



Disc carrier



Spiral hose



Professional wood turning knives B



Saw blade



Chuck set (6 pieces)



Rebating cutter head

SHEET METAL PROCESSING

Our sheet metal processing machines are produced to a high standard of quality, focusing on technical equipment and operating comfort. The sheet metal processing portfolio ranges from compact handheld devices to hydraulic presses, making it attractive for both amateurs and professionals.

Following product groups are available:

ARBOR PRESSES
TUBE NOTCHERS
NOTCHING MACHINES
BENDING MACHINES
TUBE BENDERS
METAL GATHERING AND STRETCHING MACHINES
ENGLISH WHEELS
BORDERING MACHINES
MANUAL SHEARS
CIRCULAR CUTTING SHEARS
HYDRAULIC IRON WORKERS
MOTORIZED GUILLOTINES
HYDRAULIC SHEARS
PROFILE BENDING MACHINES
UNIVERSAL MACHINES
PAN BRAKES
ROUND BENDING MACHINES
WORKSHOP PRESSES
PNEUMATIC WORKSHOP PRESSES
HYDRAULIC WORKSHOP PRESSES
UNIVERSAL HYDRAULIC PRESSES
HYDRAULIC WORKSHOP STRAIGHTENING PRESSES
HYDRAULIC C-FRAME PRESSES
HYDRAULIC H-FRAME PRESSES
HYDRAULIC PRESS BRAKES



BPK 80 H



TBS 1020

TRANSPORT TECHNOLOGY AND STORAGE FACILITIES

Bernardo's transport technology – pallet trucks, shop cranes and many more – allows for safe transport. We stock suitable devices for a large number of lifting and transport applications, significantly relieving your workload. In addition, our portfolio includes tool and assembly trolleys, making sure necessary tools are always close to hand.

Following transport and storage devices are available:

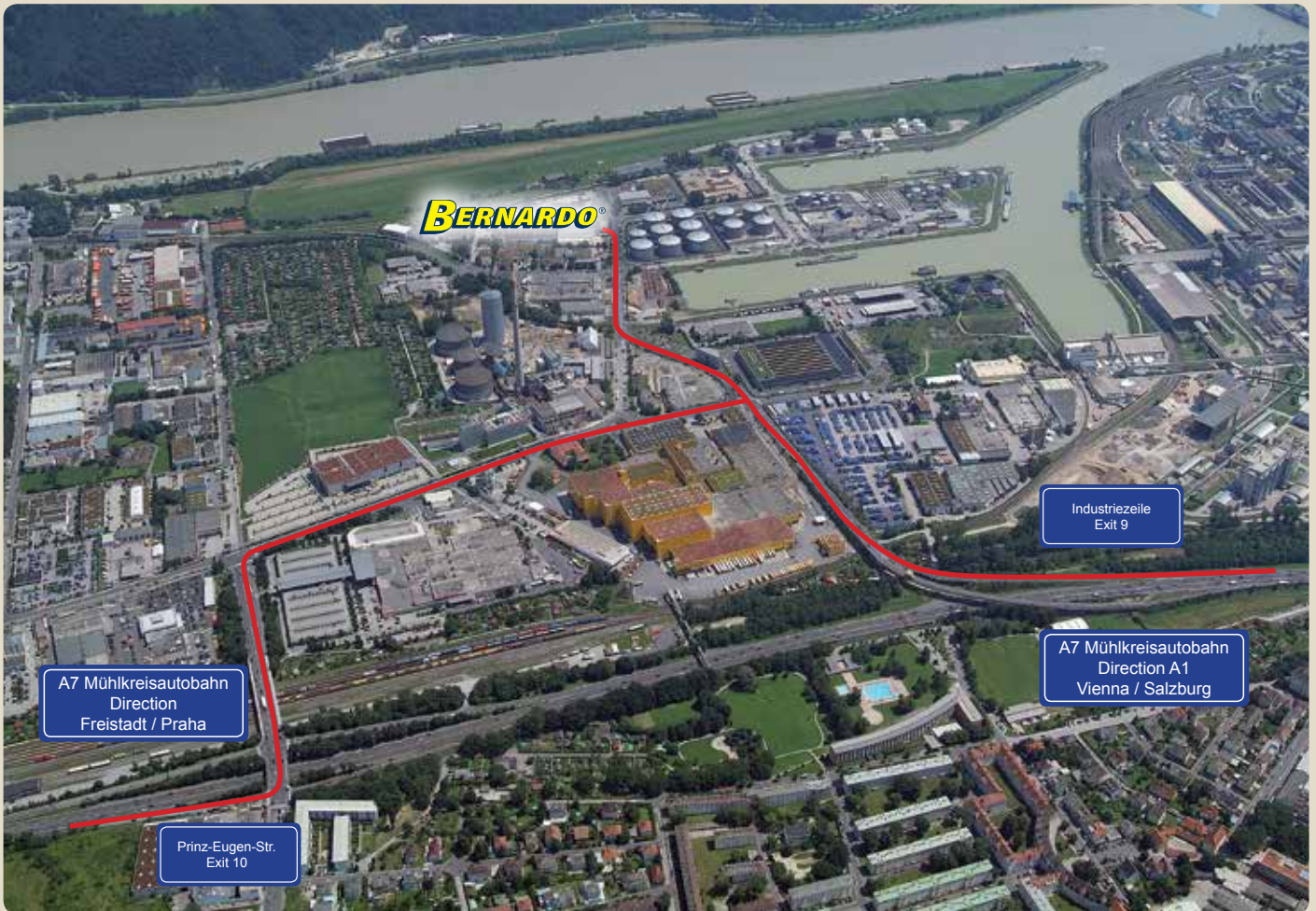
- PALLET JACKS**
- HIGH LIFT PALLET JACKS**
- HYDRAULIC LIFT TROLLEY**
- MANUAL PALLET TRUCKS**
- ROLLER STANDS**
- ROLLER TABLES**
- MACHINERY JACKS**
- HEAVY LOAD TROLLEYS**
- OPEN DECK TROLLEYS**
- HEAVY LOAD ROLLER SKATES**
- ELECTRIC-HYDRAULIC FORKLIFT**
- INDUSTRIAL TRUCKS**
- ELECTRIC PALLET STACKERS**
- TOOL AND ASSEMBLY TROLLEYS**



LOCATION - LINZ

BERNARDO

PWA Handelsges.m.b.H.
Nebingerstraße 7a | 4020 Linz | Austria
Phone +43.732.66 40 15



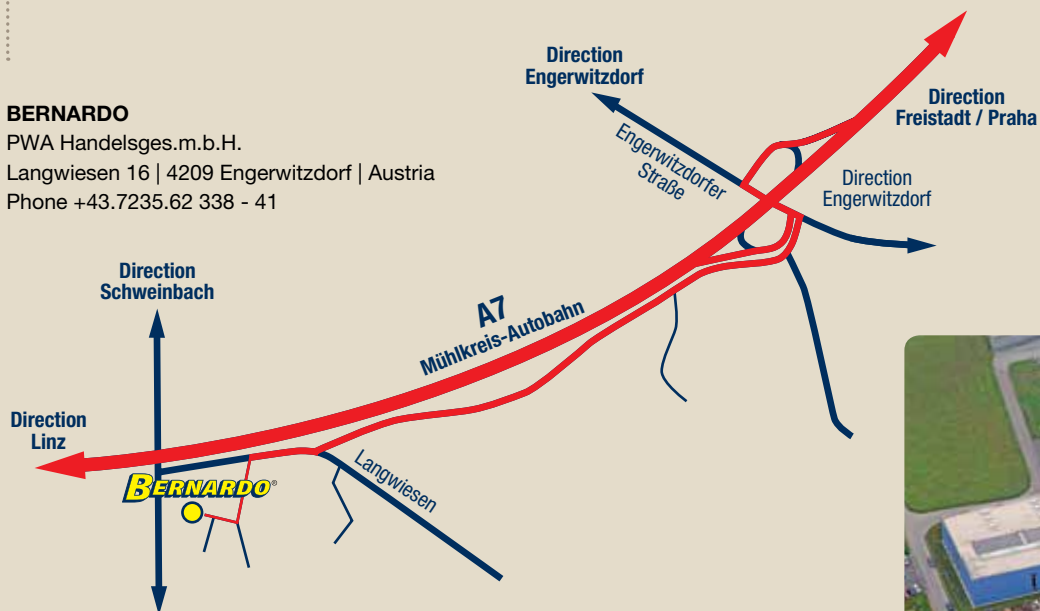
LOCATION – ENGERWITZDORF

BERNARDO

PWA Handelsges.m.b.H.

Langwiesen 16 | 4209 Engerwitzdorf | Austria

Phone +43.7235.62 338 - 41



CONTENT

Surface planing machines with spiral cutter

Page
73



Thickeners

Page
76 - 77 | 79 - 80 | 82 - 83



Thickeners with spiral cutter

Page
78 | 81



Scroll saw

Page
84 - 85



Mitre saws Panel saw

Page
86 - 87



Surface planer and thicknesser

Page
30 - 39 | 42 - 43 | 46 - 49 | 52 - 53 |
56 - 59 | 62 - 65 | 68 - 69



Surface planer and thicknesser with spiral cutter

Page
40 - 41 | 44 - 45 | 50 - 51 | 54 - 55 | 60 - 61



Surface planing machines

Page
72 | 74 | 75



Heavy duty circular saw

Page
88 - 89



Table saws

Page
90 - 97



Sliding table saws

Page
98 - 123



Spindle moulders

Page
124 - 127 | 134 - 135



Spindle moulders with tilting spindle

Page
128 - 133 | 136 - 139



Universal combined machines

Page
140 | 150 - 161



Circular saw and spindle moulder

Page
141



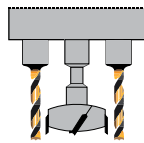
Sliding table saws and spindle moulder

Page
142 - 149



Drill heads

Page
162



Keyway milling machines

Page
163 - 165



Hinge drilling machines

Page
166 - 167



Chisel mortising machines

Page
168 - 171



Mortising machines

Page
172 - 177



Multiboring machine

Page
178 - 179



Woodturning lathes

Page
180 - 184



Copying woodturning lathes

Page
190 - 195



Professional woodturning lathes

Page
185 - 189 | 196 - 199




Wood bandsaws

Page
200 - 209



Log bandsaws

Page
210 - 211



Cutter knife grinding machines

Page
212



Oscillating spindle sanding machines

Page
230 - 233



Universal grinding machine Sawblade sharpener

Page
213 | 251



Edge sanding machines

Page
234 - 243



Wet and dry grinder

Page
214 - 215



Cylinder sanding machines

Page
244 - 249



Bench grinders

Page
216 | 220



Parquet polishing machine

Page
250



Combined sanding machines

Page
217 - 219 | 223



Stands Accessories sanding and polishing machines

Page
252 - 253 | 254 - 259



Polishing machine

Page
221 - 222



Suction canister

Page
260



Belt and disc sanders

Page
224 - 226



Air cleaner

Page
261



Disc sanding machines

Page
227 - 229



Radial collectors

Page
262 - 268



Dust collectors with tube

Page
269 - 272



Dust collectors with cartridge filter

Page
273 | 275 | 277 | 279 | 283 | 285



Dust collectors

Page
274 | 276 | 278 | 280 - 282 | 284 | 286 - 289



Cyclone-extractor

Page
290 - 293



Downdraft table

Page
294 - 295



Power feeders

Page
296 - 297



Mobile edge bending machines

Page
298 - 305



Firewood processing

Page
306 - 309



Work benches

Page
310 - 313



Router tables

Page
314 - 316



Router tables

Page
317 - 319 | 320



Accessories

Page
321 - 324



Usage of the machines



The machine is designed for an average use of 2 h/day or 25 % duty cycle. This corresponds to a maximum of 150 h/year.



The machine is designed for an average use of 3 h/day or 90 % duty cycle. This corresponds to a maximum of 600 h/year.



The machine is designed for an average use of 3 h/day or 50 % duty cycle. This corresponds to a maximum of 300 h/year.



The machine is designed for an average use of 8 h/day or 90 % duty cycle. This corresponds to a maximum of 1500 h/year.

Surface planer and thicknessers

The PT 200 surface planer and thicknesser features a small and compact construction to allow for easy transport and use on different sites.

PT 200


- Cutterblock cover in accordance with CE-standards guarantees high safety
- On/Off switch in accordance with IP 54 features undervoltage release
- Ideal for craftsmen and home users
- Quick and easy setting of chip removal
- Precise aluminium planing tables to achieve high accuracy
- Combined dust hood can be used for planing or thicknessing
- Solid planing fence tilts 90° to 45°
- Precisely bedded 2-knife cutterblock with HSS cutter knives
- Powerful drive motor for optimal planing results
- Attractive price-benefit ratio



Combined dust hood can be used for surface planing or thicknessing.



Aluminium planing fence can be used from 90° to 45°.



Thicknessing table on four guides, height adjustable on clearly designed scale.

BERNARDO
www.bernardo.at
HOBBY

€254,-
Price excl. VAT



On-Off switch in accordance to IP 54 and separate emergency stop button according to CE standards.

Optional accessories:

	Art. no.	excl. VAT
Set of planer knives in HSS-quality (2 pcs.)	15-1067	€ 23,-
Planer knife adjustment HML	08-1500	€ 30,-
Suction canister BDC 1100	12-1999	€ 118,-

Technical data

PT 200

Planer

Planing width	205 mm
Table length	740 mm
Shaft rotation speed	8500 rpm
Cutter knives	2 pcs.
Planer shaft diameter	50 mm
Planer fence	540 x 100 mm
Fence tiltable	90° to 45°
Max. cutting depth	2 mm

Thicknesser

Table length	255 mm
Working width	200 mm
Working thickness, min./max.	8 - 120 mm
Max. cutting depth	2 mm
Feed speed	7 m/min

Dust extraction outlet	60 mm
Motor power output S ₁ 100%	1,25 kW (1,7 HP)
Motor power input S ₆ 40%	1,75 kW (2,3 HP)
Voltage	230 V
Machine dimension (L x W x H)	790 x 460 x 480 mm
Weight approx.	27 kg
Art. no.	08-1005

Standard accessories:

- Cutter knives in HSS-quality
- Dust hood
- Knife gauge
- Push handle

**Best
Price**

Surface planer and thicknesser

PT 200 ED

The PT 200 ED planer and thicknesser stands out because of its integrated dust extractor and its large thickening height (210mm). This compact model is solidly constructed, making this machine ideal for amateurs.

- Solid machine structure enables easy transportation, ideal for use on construction sites
- Quick and easy adjustment of chip removal
- Dust extractor and waste bag as standard equipment
- Stable planer fence, tiltable from 90° to 45°
- Precisely manufactured, aluminium planing tables for accurate results
- Power switch according to IP 54 with undervoltage release
- Precisely mounted 2-knife cutterblock incl. cutter knives in HSS-quality
- Cutterblock cover according to CE-standards ensure safety
- Powerful motor guarantees best result
- Ideal for craftsmen and amateurs
- Serially equipped with dust hood when thickening



The planer fence can easily be adjusted from the back of the machine. The desired angle can be read on the scale.

€367,-
Price excl. VAT



The table is guided on four threads to ensure precise planing of boards, planks etc.



Cutterblock cover according to CE standards.

Working thickness 210 mm and integrated dust extraction



Optional accessories:

	Art. no.	excl. VAT
Set of planer knives in HSS quality (2 pcs.)	15-1067	€ 23,-
Planer knife adjustment HML	08-1500	€ 30,-
Filter bag	97-79439	€ 21,-

Technical data

PT 200 ED

Planer	
Planing width	205 mm
Table length	740 mm
Shaft rotation speed	8500 rpm
Cutter knives	2 pcs.
Planer shaft diameter	50 mm
Planer fence	540 x 105 mm
Fence tiltable	90° to 45°
Max. cutting depth	2 mm
Thicknesser	
Table length	285 mm
Working width	200 mm
Working thickness, min./max.	5 - 210 mm
Max. cutting depth	2 mm
Feed speed	7 m/min
Dust extraction outlet	60 mm
Motor power output S ₁ 100%	1,5 kW (2,0 HP)
Motor power input S ₆ 40%	2,1 kW (2,8 HP)
Voltage	230 V
Machine dimension (L x W x H)	790 x 480 x 550 mm
Weight approx.	31 kg
Art. no.	08-1006

Standard accessories:

- Cutter knives in HSS-quality
- Dust extractor
- Knife gauge
- Dust hood
- Waste bag
- Push handle

BERNARDO®
HOBBY



Serially equipped with integrated dust extractor and waste bag.

BERNARDO®
www.bernardo.at

Surface planer and thicknesser

PT 250

The PT 250 surface planer and thicknesser features a small and compact construction to allow for easy transport and use on different sites. This model comes complete with a machine base.

- Cutterblock cover in accordance with CE-standards guarantees high safety
- On/Off switch in accordance with IP 54 features undervoltage release
- Ideal for craftsmen and home users
- Quick and easy setting of chip removal
- Precise aluminium planing tables to achieve high accuracy
- Combined dust hood can be used for planing or thicknessing
- Solid planing fence tilts 90° to 45°
- Precisely bedded 2-knife cutterblock with HSS cutter knives
- Powerful drive motor for optimal planing results
- Solid machine structure enables easy transportation, ideal for use on construction sites



Thicknessing table on four guides, height adjustable on clearly designed scale.



The planing tables are designed with slots to keep noise levels to a minimum.



€390,-
Price excl. VAT

Inclusive stand

BERNARDO®
www.bernardo.at
HOBBY

Optional accessories:

	Art. no.	excl. VAT
Set of planer knives in HSS-quality (2 pcs.)	15-1071	€ 30,-
Planer knife adjustment HML	08-1500	€ 30,-
Suction canister BDC 1100	12-1999	€ 118,-

Technical data

PT 250

Planer

Planing width	255 mm
Table length	925 mm
Shaft rotation speed	8500 rpm
Cutter knives	2 pcs.
Planer shaft diameter	50 mm
Planer fence	620 x 125 mm
Fence tiltable	90° to 45°
Max. cutting depth	2 mm

Thicknesser

Table length	380 mm
Working width	250 mm
Working thickness, min./max.	5 - 120 mm
Max. cutting depth	2 mm
Feed speed	7 m/min

Dust extraction outlet	75 mm
Motor power output S ₁ 100%	1,5 kW (2,0 HP)
Motor power input S ₆ 40%	2,1 kW (2,8 HP)
Voltage	230 V
Machine dimension (L x W x H)	970 x 460 x 990 mm
Weight approx.	30 kg
Art. no.	08-1007

Aluminium planing fence can be used from 90° to 45°.

Standard accessories:

- Cutter knives in HSS-quality
- Dust hood
- Knife gauge
- Push handle
- Stand



Surface planer and thicknesser


The PT 305 compact surface planer and thicknesser features a working thickness of up to 150 mm, making it the ideal model for planing of boards, planks and beams. This compact model is solidly constructed, making this machine ideal for amateurs.

PT 305

- The table is designed with slots on both sides to minimize the noise level
- Quick and easy adjustment of chip removal
- Stable planer fence, tiltable from 90° to 45°
- Precisely manufactured, aluminium planing tables for accurate results
- Precisely mounted 2-knife cutterblock incl. cutter knives in HSS-quality
- Cutterblock cover according to CE-standards ensure safety
- Powerful motor guarantees best result
- Combined dust hood can be used for planing or thicknessing
- Ideal for craftsmen and amateurs
- Thicknessing table is guided on four threads to ensure accurate planing of boards, planks, etc.



Combined dust hood can be used for surface planing or thicknessing.



Quick and easy adjustment of chip removal (up to 2 mm).

€550,-
Price exd. VAT



Thicknessing table is guided on four threads. The height can be read on the scale.

Standard accessories:

- Cutter knives in HSS-quality
- Knife gauge
- Dust hood
- Push handle

BERNARDO®
www.bernardo.at
HOBBY



BEST-PRICE!

NEW



Aluminium planing fence can be used from 90° to 45°.

Technical data	PT 305
Planer	
Planing width	305 mm
Table length	1075 mm
Shaft rotation speed	9500 rpm
Cutter knives	2 pcs.
Planer shaft diameter	51 mm
Planer fence	640 x 125 mm
Fence tiltable	90° to 45°
Max. cutting depth	2 mm
Thicknesser	
Table length	500 mm
Working width	300 mm
Working thickness, min./max.	5 - 150 mm
Max. cutting depth	1 mm
Feed speed	7 m/min
Dust extraction outlet	100 mm
Motor power output S ₁ 100%	1,8 kW (2,4 HP)
Motor power input S ₆ 40%	2,5 kW (3,4 HP)
Voltage	230 V
Machine dimension (L x W x H)	1125 x 560 x 575 mm
Weight approx.	46 kg
Art. no.	08-1009

Optional accessories:

	Art. no.	excl. VAT
Set of planer knives in HSS-quality (2 pcs.)	15-1074	€ 36,-
Planer knife adjustment HML	08-1500	€ 30,-
Suction canister BDC 1100	12-1999	€ 118,-

BERNARDO®
www.bernardo.at

For technical requests you can reach us by e-mail at service@pwa.at

Surface planer and thicknesser

PT 260

- Both planing tables feature fine adjustment and are designed with slots to keep noise levels down
- Thicknessing table is guided on four threads to ensure accurate planing of boards, planks, etc.
- Integrated dust extractor guarantees optimal price-performance ratio
- Quick and easy adjustment of chip removal
- Precise planing tables made of aluminium for best results
- Dust hood (Ø 80 mm) can be used for both planing and thicknessing
- Cutterblock comes with HSS-knives
- Corrugated infeed roller ensures safe and consistent workpiece infeed
- Solid planer fence with prism guide can be tilted from 90° to 45°
- Serially equipped with knife gauge to allow accurate adjustment of knives
- Infeed can be switched off when planing



Thicknessing table is guided on four threads. The height can be read on the scale.



The ripped aluminium tables are slotted to reduce noise levels.



The precisely bedded cutterblock and corrugated infeed roller guarantees best planing results.

Integrated dust extraction

Outfeed table is in upright position when thicknessing



Optional accessories:

	Art. no.	excl. VAT
Planer knives 260 x 20 x 2,5 mm, price per pc.	15-1002	€ 17,-
Planer knife adjustment HML	08-1500	€ 30,-
Filter bag	97-80002	€ 15,-
Universal mobile base UF 300	56-1070	€ 68,-

Technical data

PT 260

Planer

Planing width	260 mm
Table length	1050 mm
Table height	885 mm
Shaft rotation speed	6700 rpm
Cutter knives	2 pcs.
Planer shaft diameter	55 mm
Planer fence	610 x 110 mm
Fence tiltable	90° to 45°
Max. cutting depth	3 mm

Thicknesser

Table length	480 mm
Working width	250 mm
Working thickness, min./max.	5 - 150 mm
Max. cutting depth	2 mm
Feed speed	8 m/min

Dust extraction outlet	80 mm
Motor power output S ₁ 100%	1,6 kW (2,1 HP)
Motor power input S ₆ 40%	2,2 kW (3,0 HP)
Voltage	230 V or 400 V
Machine dimension (L x W x H)	1050 x 650 x 1050 mm
Weight approx.	75 kg
Art. no.	08-1022 (230 V) 08-1023 (400 V)

Standard accessories:

- Cutter knives in HSS-quality
- Knife gauge
- Integrated dust extractor
- Waste bag
- Push handle

The PT 260 planer and thicknesser offers a wide range of standard accessories, including an integrated dust extractor, waste bag and knife gauge, making this model unbeatable in price-performance ratio for the price conscious user.

PT 260



The planer fence with prism guide block can be tilted.



BEST-PRICE!

The machine is equipped with many safety devices to eliminate the risk of accidents.

€765,-
Price excl. VAT



The dust hood can be used for both planing and thicknessing.

BERNARDO®
www.bernardo.at
HOBBY



Serially equipped with integrated dust extractor and filter bag.

VOLTAGE

Alternatively in
230 V or 400 V

BERNARDO®
www.bernardo.at

For your closest dealer, contact us at www.bernardo.at

Surface planer and thicknesser

ADH 250 P

- Both planing tables feature fine adjustment and are designed with slots to keep noise level down
- Easy setting of chip removal (max. 2,5 mm)
- Torsion-free planing tables made out of solid cast iron
- Integrated, tiltable dust hood, extraction outlet 100 mm
- Precisely bedded 3-knife cutterblock incl. HSS-cutter knives
- Solid aluminium fence, tiltable from 90° to 45°
- Corrugated infeed rollers and rubber-coated outfeed rollers for optimal workpiece feed
- Workpiece infeed can be switched off when planing
- Tables can be tilted upright to allow easy workpiece infeed when thicknessing
- Thicknessing table with center column and support guarantees precise thicknessing
- Perfect machine for planing of boards, planks, beams etc.



The planing tables are designed with slots to keep noise levels to a minimum.



The planing unit consists of a 3-knife cutterblock, a corrugated infeed roller and rubber-coated outfeed roller.



The solid planer fence with prism guide can be adjusted easily and tilted up to 45°.



The mortiser unit allows slotting and drilling (optional).

Technical data

ADH 250

Planer

Planing width	250 mm
Table length	1090 mm
Table height	830 mm
Shaft rotation speed	4000 rpm
Cutter knives	3 pcs.
Planer shaft diameter	75 mm
Planer fence	715 x 130 mm
Fence tiltable	90° to 45°
Max. cutting depth	5 mm

Thicknesser

Table length	600 mm
Working width	245 mm
Working thickness, min./max.	5 - 185 mm
Max. cutting depth	2,5 mm
Feed speed	4,8 m/min

Dust extraction outlet	100 mm
Motor power output S ₁ 100%	1,5 kW (2,0 HP)
Motor power input S ₆ 40%	2,1 kW (2,8 HP)
Voltage	230 V or 400 V
Machine dimension (L x W x H)	1100 x 750 x 1010 mm
Weight approx.	148 kg
Art. no.	08-1018A (230 V) 08-1019A (400 V)

Standard accessories:

- Cutter knives in HSS-quality
- Knife gauge
- 2 pcs. push handle

Optional accessories:

Cutter knives 250 x 30 x 3 mm, price per pc.	15-1000	€	17,-
Mortising unit	08-1549	€	255,-
Mortising bit set 6 pcs., counterclockwise, 13 mm shaft	16-2003	€	37,-
Dust collector DC 230 E / 230 V with tube (2,5 m)	12-2043	€	198,-
PU-tube diam. 100 mm (6 m)	12-1077	€	100,-
Universal mobile base UF 300	56-1070	€	68,-
Lubricant 1 kg, paste	54-1000	€	20,-

Art. no.	excl. VAT
15-1000	€ 17,-
08-1549	€ 255,-
16-2003	€ 37,-
12-2043	€ 198,-
12-1077	€ 100,-
56-1070	€ 68,-
54-1000	€ 20,-

The ADH 250 P planer and thicknesser is ideal for the precise planing of boards and planks. This model features a thicknessing height of 185 mm and the machine can optionally be equipped with a mortising unit for slotting and drilling works.

ADH 250 P



The infeed function can be switched off when planing.



Quick and easy adjustment of chip removal.

Mortising unit optionally available



Foldable planer tables allow quick and easy conversion from planing to thicknessing.



€895,-*
Price excl. VAT



VOLTAGE

Alternatively in 230 V or 400 V



Thicknessing table with center column and support ensure accurate planing.



Surface planer and thicknesser

ADM 260

- Switch-plug-combination with motor brake as standard
- Folding planer tables allow quick and easy conversion from planing to thicknessing
- Integrated, tiltable dust hood, extraction outlet 100 mm
- Both planing tables feature fine adjustment and are designed with table lips to keep noise level down
- Maintenance-free 3-knife cutterblock with HSS 18% quality cutter knives
- Thicknessing table with central column and support allow precise planing
- The solid planer fence with prism guide can be tilted from 90° to 45°
- Torsion-free, cast iron planing tables guarantees best results
- Cutterblock cover according to CE-standards ensure safety
- Infeed can be switched off when planing



The dynamically balanced 3-knife cutterblock ensures smooth, vibration-free planing, guarantees best results.



The solid planer fence with prism guide is tiltable up to 45°.

BERNARDO
www.bernardo.at
HOBBY

€255,-

Price excl. VAT

Mortising unit

Standard accessories:

- Cutter knives in HSS-quality
- Knife gauge
- Switch-plug combination
- Push handle



A mortising unit is optionally available

Technical data

ADM 260

Planer

Planing width	250 mm
Table length	1080 mm
Table height	990 mm
Shaft rotation speed	3750 rpm
Cutter knives	3 pcs.
Planer shaft diameter	75 mm
Planer fence	700 x 145 mm
Fence tiltable	90° to 45°
Max. cutting depth	5 mm

Thicknesser

Table length	600 mm
Working width	250 mm
Working thickness, min./max.	5 - 190 mm
Max. cutting depth	1,8 mm
Feed speed	8 m/min

Dust extraction outlet	100 mm
Motor power output S ₁ 100%	2,0 kW (2,7 HP)
Motor power input S ₆ 40%	2,8 kW (3,8 HP)
Voltage	230 V or 400 V
Machine dimension (L x W x H)	1100 x 750 x 1180 mm
Weight approx.	160 kg
Art. no.	08-1030 (230 V) 08-1035 (400 V)

Optional accessories:

	Art. no.	excl. VAT
Planer knives 250 x 30 x 3 mm, price per pc.	15-1000	€ 17,-
Planer knife adjustment HML	08-1500	€ 30,-
Mortising unit	08-1549	€ 255,-
Mortising bit set 6 pcs. counterclockwise, 13 mm shaft	16-2003	€ 37,-
Dust collector DC 230 E / 230 V with tube (2,5 m)	12-2043	€ 198,-
Universal mobile base UF 300	56-1070	€ 68,-
Lubricant 1 kg, paste	54-1000	€ 20,-

The powerful and strong planer and thicknesser ADM 260 is thousandfold established at the amateur area. The centrally guided thickening table and torsion-free planing tables guarantees precise results.

ADM 260



The infeed function can be switched off when planing.

Thousandfold established classic

€940,-*
Price exd. VAT



The optional mortising unit is optimal for slots, dowel pin and inclined bore, ...



VOLTAGE

Alternatively in 230 V or 400 V



When thickening, the folding tables allow precise and safe working even of short workpieces.



Cast iron thickening table with center column and clamping, for planing of workpieces up to 190 mm in height.

BERNARDO®
www.bernardo.at

You are welcome to request our current special offer catalogue at www.bernardo.at

Surface planer and thicknesser with spiral cutter head

ADM 260 S

- Reduction of noise level (approx. 50%) due to the standard spiral cutter head and up to 20 times the cutting edge life (results from four-way carbide inserts)
- Advantage of the carbide inserts: If damaged, individual knives can be exchanged or turned
- The carbide blades ensure tear-free planing results and optimal surfaces with any type of wood
- Folding planer tables allow quick and easy conversion from planing to thicknessing
- Integrated, tiltable dust hood, extraction outlet 100 mm
- Both planing tables feature fine adjustment and are designed with table lips to keep noise level down
- Thicknessing table with central column and support allow precise planing
- The solid planer fence with prism guide can be tilted from 90° to 45°
- Torsion-free, cast iron planing tables guarantees best results



The solid planer fence with prism guide is tiltable up to 45°.

Spiral cutter head
as standard

Standard accessories:

- Spiral cutter head with 24 pcs. TCT-blades
- Replacement TCT-blades (5 pcs.)
- Switch-plug combination
- Push handle

BERNARDO
www.bernardo.at
HOBBY

Technical data

ADM 260 S

Planer

Planing width	250 mm
Table length	1080 mm
Table height	990 mm
Shaft rotation speed	3750 rpm
TCT-blades	24 pcs.
Planer shaft diameter	75 mm
Planer fence	700 x 145 mm
Fence tiltable	90° to 45°
Max. cutting depth	5 mm

Thicknesser

Table length	600 mm
Working width	250 mm
Working thickness, min./max.	5 - 190 mm
Max. cutting depth	1,8 mm
Feed speed	8 m/min

Dust extraction outlet	100 mm
Motor power output S ₁ 100%	2,0 kW (2,7 HP)
Motor power input S ₆ 40%	2,8 kW (3,8 HP)
Voltage	230 V or 400 V
Machine dimension (L x W x H)	1100 x 750 x 1180 mm
Weight approx.	160 kg
Art. no.	08-1036 (230 V) 08-1037 (400 V)

€255,-
Price excl. VAT
Mortising unit



The optional mortising unit is optimal for slots, dowel pin and inclined bore, ...

Optional accessories:

TCT-blades for spiral cutter (10 pcs.)	15-1076	€ 32,-
Mortising unit	08-1549	€ 255,-
Mortising bit set 6 pcs. counterclockwise, 13 mm shaft	16-2003	€ 37,-
Dust collector DC 230 E / 230 V with tube (2,5 m)	12-2043	€ 198,-
Universal mobile base UF 300	56-1070	€ 68,-
Lubricant 1 kg, paste	54-1000	€ 20,-

Art. no.	excl. VAT
15-1076	€ 32,-
08-1549	€ 255,-
16-2003	€ 37,-
12-2043	€ 198,-
56-1070	€ 68,-
54-1000	€ 20,-

The machine for the professional home user with an optimal price-to-performance ratio. It meets demands such as stability, high performance and safety. Another advantage is the spiral cutter head for reduced noise level and optimal planing results.

ADM 260 S



The dynamically balanced spiral cutter head ensures smooth, vibration-free planing, guarantees best results.



Cast iron thickening table with center column and clamping, for planing of workpieces up to 190 mm in height.

NEW

€1.080,-*
Price exd. VAT



When thickening, the folding tables allow precise and safe working even of short workpieces.

VOLTAGE
Alternatively in
230 V or 400 V



The infeed function can be switched off when planing.

BERNARDO®
www.bernardo.at

Surface planers and thicknesser

AD 260

- Planing tables tilt to the back of the machine to keep space requirements to a minimum
- Precisely bedded, smooth running 3-knife cutterblock guarantees optimal results
- Integrated, tiltable dust hood, extraction outlet 100 mm
- Simultaneous tilting of planing tables to achieve maximum comfort
- Thickening table feed can be switched off when planing
- Hard-anodized aluminium planing fence, tiltable from 90° to 45°
- Thickening table with central column and support allow precise planing
- Torsion-free, cast iron planing tables guarantees best results
- Numerous safety devices: On/Off switch with undervoltage release, cutterblock cover in accordance with CE, limit switch to avoid accidental machine start,...



Solid thickening table with spindle guide and support for accurate planing of board, slats, planks etc.



The planing unit consists of a dynamically balanced 3-knife cutterblock, in- and outfeed roller and massive anti-kickback devices.



The table is designed with slots on both sides to minimize the noise level.

3-knife cutterblock as standard

Standard accessories:

- Cutter knives in HSS-quality
- Knife gauge
- Push handle



€255,-
Price excl. VAT

Mortising unit

Technical data

AD 260

Planer

Planing width	250 mm
Table length	1090 mm
Table height	835 mm
Shaft rotation speed	4000 rpm
Cutter knives	3 pcs.
Planer shaft diameter	75 mm
Planer fence	715 x 130 mm
Fence tiltable	90° to 45°
Max. cutting depth	3 mm

Thicknesser

Table length	600 mm
Working width	250 mm
Working thickness, min./max.	5 - 185 mm
Max. cutting depth	2,5 mm
Feed speed	4,8 m/min

Dust extraction outlet	100 mm
Motor power output S ₁ 100%	2,0 kW (2,7 HP)
Motor power input S ₆ 40%	2,8 kW (3,8 HP)
Voltage	230 V or 400 V
Machine dimension (L x W x H)	1150 x 800 x 1000 mm
Weight approx.	173 kg
Art.no.	08-1051 (230 V) 08-1052 (400 V)

Optional accessories:

Cutter knife 250 x 30 x 3 mm, price per pc.	Art. no.	excl. VAT
Mortising unit	15-1000	€ 17,-
Mortising bit set 6 pcs. counterclockwise, 13 mm shaft	08-1549	€ 255,-
Dust collector DC 230 E / 230 V with tube (2,5 m)	16-2003	€ 37,-
Dust collector DC 230 E / 400 V with tube (2,5 m)	12-2043	€ 198,-
PU-tube diam. 100 mm (6 m)	12-2044	€ 198,-
Automatic start-up ALV 10 / 1 M	12-1077	€ 100,-
Lubricant 1 kg, paste	12-1150	€ 136,-
	54-1000	€ 20,-

Introducing the AD 260 model, positioned for the professional home user with an optimal price-to-performance ratio. It meets demands such as stability, high performance and safety. Another advantage is the short conversion time from planing to thicknessing due to the simultaneous tilting of the planing tables.

AD 260



Quick and easy adjustment of chip removal (up to 3 mm).

Mortising unit optionally available

The large surface of the aluminium planing fence allows absolute accuracy when processing large, heavy workpieces.



Best Price

Simultaneous tilting of planing

VOLTAGE

Alternatively in 230 V or 400 V

BERNARDO
SEMIPROFESSIONAL



€1.030,-*
Price excl. VAT

Simultaneous folding of planing tables ensure maximum comfort.



The optional mortising unit is ideal for drilling dowel, long and oblique holes.

BERNARDO
www.bernardo.at

For our current offers please go to our Bernardo-Newsletter

Surface planer and thicknesser with spiral cutter head

AD 260 S

- Reduction of noise level (approx. 50%) due to the standard spiral cutter head and up to 20 times the cutting edge life (results from four-way carbide inserts)
- Advantage of the carbide inserts: If damaged, individual knives can be exchanged or turned
- Planing tables tilt to the back of the machine to keep space requirements to a minimum
- The carbide blades ensure tear-free planing results and optimal surfaces with any type of wood
- Simultaneous tilting of planing tables to achieve maximum comfort
- Thicknessing table feed can be switched off when planing
- Hard-anodized aluminium planing fence, tiltable from 90° to 45°
- Thicknessing table with central column and support allow precise planing
- Numerous safety devices: On/Off switch with undervoltage release, cutterblock cover in accordance with CE, limit switch to avoid accidental machine start,...



The planing unit consists of a dynamically balanced spiral cutter head, in- and outfeed roller and massive anti-kickback devices.



The table is designed with slots on both sides and a spiral cutter head to minimize the noise level.

VOLTAGE

Alternatively in
230 V or 400 V



€255,-
Price excl. VAT

Mortising unit

Standard accessories:

- Spiral cutter head with 24 pcs. TCT-blades
- Replacement TCT-blades (5 pcs.)
- Push handle

Technical data

AD 260 S

Planer

Planing width	250 mm
Table length	1090 mm
Table height	835 mm
Shaft rotation speed	4000 rpm
TCT-blades	24 pcs.
Planer shaft diameter	75 mm
Planer fence	715 x 130 mm
Fence tiltable	90° to 45°
Max. cutting depth	3 mm

Thicknesser

Table length	600 mm
Working width	250 mm
Working thickness, min./max.	5 - 185 mm
Max. cutting depth	2,5 mm
Feed speed	4,8 m/min

Dust extraction outlet	100 mm
Motor power output S ₁ 100%	2,0 kW (2,7 HP)
Motor power input S ₆ 40%	2,8 kW (3,8 HP)
Voltage	230 V or 400 V
Machine dimension (L x W x H)	1150 x 800 x 1000 mm
Weight approx.	173 kg
Art.no.	08-1053 (230 V) 08-1054 (400 V)

Optional accessories:

TCT-blades for spiral cutter (10 pcs.)	Art. no.	15-1076	excl. VAT	€ 32,-
Mortising unit	08-1549	€ 255,-		
Mortising bit set 6 pcs. counterclockwise, 13 mm shaft	16-2003	€ 37,-		
Dust collector DC 230 E / 230 V with tube (2,5 m)	12-2043	€ 198,-		
Dust collector DC 230 E / 400 V with tube (2,5 m)	12-2044	€ 198,-		
PU-tube diam. 100 mm (6 m)	12-1077	€ 100,-		
Automatic start-up ALV 10 / 1 M	12-1150	€ 136,-		
Lubricant 1 kg, paste	54-1000	€ 20,-		

The machine for the professional home user with an optimal price-to-performance ratio. It meets demands such as stability, high performance and safety. Another advantage is the spiral cutter head for reduced noise level and optimal planing results.

AD 260 S



**Spiral cutter head
as standard**

The large surface of the aluminium planing fence allows absolute accuracy when processing large, heavy workpieces.



Quick and easy adjustment of chip removal (up to 3 mm).

**Simultaneous
tilting of planing**

NEW



Solid thickening table with spindle guide and support for accurate planing of board, slats, planks etc.



BERNARDO
www.bernardo.at
SEMIPROFESSIONAL

**Best
Price**

€1.135,-*
Price excl. VAT

**Mortising unit
optionally available**



The optional mortising unit is ideal for drilling dowel, long and oblique holes.

Simultaneous folding of planing tables ensure maximum comfort.



BERNARDO
www.bernardo.at

Surface planer and thicknesser

PT 305 D

- Both planing tables feature fine adjustment and are designed with slots to keep noise levels down
- Thicknessing table is guided on four threads to ensure accurate planing of boards, planks, etc.
- Integrated dust extractor guarantees optimal price-performance ratio
- Quick and easy adjustment of chip removal
- Precise planing tables made of aluminium for best results
- Dust hood (Ø 100 mm) can be used for both planing and thicknessing
- Cutterblock comes with HSS-knives
- Corrugated infeed roller ensures safe and consistent workpiece infeed
- Solid planer fence with prism guide can be tilted from 90° to 45°
- Serially equipped with knife gauge to allow accurate adjustment of knives
- Infeed can be switched off when planing



Thicknessing table is guided on four threads. The height can be read on the scale.



Serially equipped with steering wheel and locking brake.



The precisely bedded cutterblock and corrugated infeed roller guarantees best planing results.

Integrated dust extraction

NEW



Optional accessories:

	Art. no.	excl. VAT
Set of planer knives in HSS-quality (2 pcs.)	15-1075	€ 36,-
Planer knife adjustment HML	08-1500	€ 30,-
Filter bag	97-79700	€ 17,-

Technical data

PT 305 D

Planer

Planing width	305 mm
Table length	1080 mm
Table height	920 mm
Shaft rotation speed	6700 rpm
Cutter knives	2 pcs.
Planer shaft diameter	62 mm
Planer fence	640 x 125 mm
Fence tiltable	90° to 45°
Max. cutting depth	3 mm

Thicknesser

Table length	500 mm
Working width	300 mm
Working thickness, min./max.	6 - 160 mm
Max. cutting depth	2 mm
Feed speed	8,5 m/min

Dust extraction outlet	100 mm / 75 mm
Motor power output S ₁ 100%	1,8 KW (2,4 HP)
Motor power input S ₆ 40%	2,5 KW (3,4 HP)
Voltage	230 V or 400 V
Machine dimension (L x W x H)	1140 x 820 x 1100 mm
Weight approx.	94 kg
Art. no.	08-1024 (230 V) 08-1025 (400 V)

Standard accessories:

- Cutter knives in HSS-quality
- Knife gauge
- Integrated dust extractor
- Waste bag
- 2x Push handle
- Carriage

BERNARDO
HOBBY

The PT 305 D planer and thicknesser offers a wide range of standard accessories, including an integrated dust extractor, waste bag and knife gauge, making this model unbeatable in price-performance ratio for the price conscious user.

PT 305 D



The planer fence with prism guide block can be tilted.



The machine is equipped with many safety devices to eliminate the risk of accidents.

€920,-
Price excl. VAT



The dust hood can be used for both planing and thicknessing.



Serially with carriage

VOLTAGE
Alternatively in 230 V or 400 V



Serially equipped with integrated dust extractor and filter bag.

Surface planer and thicknesser

FS 310 P

- Planing tables fold to the backside of the machine to minimize space requirements
- Integrated tiltable dust hood, extraction outlet 100 mm
- Digital display on handwheel features 1/10 mm scaling for precise adjustment of thicknessing table
- Anodized aluminium planing fence, tilts from 90° to 45°
- Powerful motor for optimal planing results
- Quick and easy adjustment of chip removal
- Simultaneous folding of planing tables allows fast conversion from planing to thicknessing
- Ergonomically arranged control elements and switches
- Several safety devices: On/Off switch with undervoltage release, cutterblock cover in accordance with CE, limit switch to avoid accidental machine start
- Precisely bedded 3-knife cutterblock with HSS-knives



Solid thicknessing table with spindle guide and support for accurate planing of board, slats, planks etc.



Tables can be adjusted precisely - 1/10 mm - using the digital display.

VOLTAGE

Alternatively in
230 V or 400 V



Simultaneous folding of planing tables ensure maximum comfort.

Serial with
digital height adjustment

Mortising unit
optionally available

Technical data FS 310 P

Planer	
Planing width	310 mm
Table length	1400 mm
Table height	825 mm
Shaft rotation speed	4500 rpm
Cutter knives	3 pcs.
Planer shaft diameter	75 mm
Planer fence	1120 x 150 mm
Fence tiltable	90° to 45°
Max. cutting depth	3 mm
Thicknesser	
Table length	600 mm
Working width	305 mm
Working thickness, min./max.	5 - 240 mm
Max. cutting depth	3 mm
Feed speed	5,4 m/min
Dust extraction outlet	100 mm
Motor power output S ₁ 100%	3,0 kW (4,0 HP)
Motor power input S ₆ 40%	4,2 kW (5,7 HP)
Voltage	230 V or 400 V
Machine dimension (L x W x H)	1400 x 900 x 980 mm
Weight approx.	205 kg
Art. no.	08-1045 (230 V) 08-1046 (400 V)

Standard accessories:

- Cutter knives in HSS-quality
- Knife gauge
- Push handle
- Digital display for thicknessing table

Optional accessories:

	Art. no.	excl. VAT
Planer knives 310 x 30 x 3 mm, price per pc.	15-1005	€ 19,-
Planer knives adjustment HML	08-1500	€ 30,-
Mortising unit	08-1549	€ 255,-
Mortising bit set 6 pcs. counterclockwise, 13 mm shaft	16-2003	€ 37,-
Dust collector DC 300 / 400 V	12-2045	€ 295,-
PU-tube diam. 100 mm (6 m)	12-1077	€ 100,-
Automatic start-up ALV 10 / 1 M	12-1150	€ 136,-
Automatic start-up system ALV 2 / M 230 - 230 V	12-1152	€ 81,-
Univeral mobile base UF 300	56-1070	€ 68,-
Lubricant 1 kg, paste	54-1000	€ 20,-

The FS 310 P planing and thickening machine was developed with an emphasis on safety, rigidity, compact construction and high user comfort, making this model meet the demands of experienced users.

FS 310 P




Quick and easy adjustment of chip removal (up to 3 mm).

The large surface of the aluminium planing fence allows absolute accuracy when processing large, heavy workpieces.



€1.390,-
Price exd. VAT

Simultaneous tilting of planing tables



The solid planing unit features a precisely bedded 3-knife cutterblock to guarantee best results.



NEW

BERNARDO
www.bernardo.at
HOBBY

The long, reinforced, grey cast iron planing / thickening tables allow precise processing of oversize workpieces.



The planer fence can be set to required position via the precise prism guide.

BERNARDO[®]
www.bernardo.at

For your closest dealer, contact us at www.bernardo.at

Surface planer and thicknesser with spiral cutter head

FS 310 PS

- Reduction of noise level (approx. 50%) due to the standard spiral cutter head and up to 20 times the cutting edge life (results from four-way carbide inserts)
- Advantage of the carbide inserts: If damaged, individual knives can be exchanged or turned
- Planing tables fold to the backside of the machine to minimize space requirements
- The carbide blades ensure tear-free planing results and optimal surfaces with any type of wood
- Integrated tiltable dust hood, extraction outlet 100 mm
- Digital display on handwheel features 1/10 mm scaling for precise adjustment of thicknessing table
- Anodized aluminium planing fence, tilts from 90° to 45°
- Powerful motor for optimal planing results
- Quick and easy adjustment of chip removal
- Simultaneous folding of planing tables allows fast conversion from planing to thicknessing
- Several safety devices: On/Off switch with undervoltage release, cutterblock cover in accordance with CE, limit switch to avoid accidental machine start



Tables can be adjusted precisely - 1/10 mm - using the digital display.

BERNARDO
www.bernardo.at
HOBBY



Simultaneous folding of planing tables ensure maximum comfort.

Serial with digital height adjustment

Simultaneous tilting of planing tables

Technical data

FS 310 PS

Planer

Planing width	310 mm
Table length	1400 mm
Table height	825 mm
Shaft rotation speed	4500 rpm
TCT-blades	30 pcs.
Planer shaft diameter	75 mm
Planer fence	1120 x 150 mm
Fence tiltable	90° to 45°
Max. cutting depth	3 mm

Thicknesser

Table length	600 mm
Working width	305 mm
Working thickness, min./max.	5 - 240 mm
Max. cutting depth	3 mm
Feed speed	5,4 m/min

Dust extraction outlet	100 mm
Motor power output S ₁ 100%	3,0 kW (4,0 HP)
Motor power input S ₆ 40%	4,2 kW (5,7 HP)
Voltage	230 V or 400 V
Machine dimension (L x W x H)	1400 x 900 x 980 mm
Weight approx.	205 kg
Art.no.	08-1043 (230 V) 08-1044 (400 V)

Standard accessories:

- Spiral cutter head with 24 pcs. TCT-blades
- Replacement TCT-blades (5 pcs.)
- Digital display for thicknessing table
- Push handle

Optional accessories:

	Art. no.	excl. VAT
TCT-blades for spiral cutter (10 pcs.)	15-1076	€ 32,-
Mortising unit	08-1549	€ 255,-
Mortising bit set 6 pcs. counterclockwise, 13 mm shaft	16-2003	€ 37,-
Dust collector DC 300 / 400 V	12-2045	€ 295,-
PU-tube diam. 100 mm (6 m)	12-1077	€ 100,-
Automatic start-up ALV 10 / 1 M	12-1150	€ 136,-
Automatic start-up system ALV 2 / M 230 - 230 V	12-1152	€ 81,-
Universal mobile base UF 300	56-1070	€ 68,-
Lubricant 1 kg, paste	54-1000	€ 20,-

The machine for the professional home user with an optimal price-to-performance ratio. It meets demands such as stability, high performance and safety. Another advantage is the spiral cutter head for reduced noise level and optimal planing results.

FS 310 PS



Quick and easy adjustment of chip removal (up to 3 mm).

The large surface of the aluminium planing fence allows absolute accuracy when processing large, heavy workpieces.



€1.495,-
Price exd. VAT

NEW



The solid planing unit features a precisely bedded spiral cutter head to guarantee best results.



The long, reinforced, grey cast iron planing / thickening tables allow precise processing of oversize workpieces.

VOLTAGE

Alternatively in
230 V or 400 V

Mortising unit
optionally available



The planer fence can be set to required position via the precise prism guide.

BERNARDO®
www.bernardo.at

Surface planer and thicknesser

PT 310


- Integrated tiltable dust hood, extraction outlet 100 mm
- Folding planing tables allows fast conversion from planer to thicknesser
- Switch-plug-combination with motor brake
- Solid planing fence with prism guide, tiltable from 90° - 45°
- Both planing tables feature fine adjustment and are designed with table lips to keep noise level down
- Maintenance-free 3-knife cutterblock with HSS-quality cutter knives
- Feed can be switched off when surface planing
- Cutterblock in accordance with CE allow for safe working conditions
- Thicknessing table guided by centre column and support for accurate planing
- Torsion-free, grey cast-iron planing tables for best planing results



Grey cast-iron thicknessing table features centre column and support, for workpieces up to 180 mm in height.



The optional mortising unit is ideal for drilling dowel, long and oblique holes.



Picture shows optionally available mortising unit.

Standard accessories:

- Cutter knives in HSS-quality
- Knife gauge
- Switch-plug-combination
- Push handle

Technical data

PT 310

Planer

Planing width	310 mm
Table length	1300 mm
Table height	990 mm
Shaft rotation speed	4000 rpm
Cutter knives	3 pcs.
Planer shaft diameter	75 mm
Planer fence	1110 x 130 mm
Fence tiltable	90° to 45°
Max. cutting depth	5 mm

Thicknesser

Table length	600 mm
Working width	305 mm
Working thickness, min./max.	5 - 180 mm
Max. cutting depth	2,5 mm
Feed speed	8 m/min

Dust extraction outlet	100 mm
Motor power output S ₁ 100%	2,2 kW (3,0 HP)
Motor power input S ₆ 40%	3,0 kW (4,0 HP)
Voltage	400 V
Machine dimension (L x W x H)	1300 x 900 x 1180 mm
Weight approx.	180 kg
Art. no.	08-1041

Optional accessories:

	Art. no.	excl. VAT
Planer knives 310 x 30 x 3 mm, price per pc.	15-1005	€ 19,-
Planer knives adjustment HML	08-1500	€ 30,-
Mortising unit	08-1549	€ 255,-
Mortising bit set 6 pcs. counterclockwise, 13 mm shaft	16-2003	€ 37,-
Dust collector DC 300 / 400 V	12-2045	€ 295,-
Dust collector DC 400 / 400 V	12-2060	€ 305,-
PU-tube diam. 100 mm (6 m)	12-1077	€ 100,-
Universal mobile base UF 300	56-1070	€ 68,-
Lubricant 1 kg, paste	54-1000	€ 20,-
Automatic start-up ALV 10 / 1 M	12-1150	€ 136,-

€255,-
Price excl. VAT

Mortising unit

The PT 310 compact surface planer and thicknesser features a working thickness of up to 180 mm, making it the ideal model for planing of boards, planks and beams. The optionally available mortising unit makes the machine suitable for drilling and slotting.

PT 310



The large support area of the long planing fence guarantees precision when working on oversize workpieces.



€1.510,-

Price excl. VAT

PT 310

The planing unit consists of a dynamically balanced 3-knife cutterblock, in- and outfeed roller and massive anti-kickback devices.



Feed can be switched off when surface planing.



Folding planing tables allow for quick and easy conversion from planing to thicknessing.

BEST-PRICE!

BERNARDO
www.bernardo.at
HOBBY



Several protective devices ensure high user safety.

BERNARDO[®]
www.bernardo.at

You are welcome to request our current special offer catalogue at www.bernardo.at

Surface planer and thicknesser with spiral cutter head

PT 310 S

- Reduction of noise level (approx. 50%) due to the standard spiral cutter head and up to 20 times the cutting edge life (results from four-way carbide inserts)
- Advantage of the carbide inserts: If damaged, individual knives can be exchanged or turned
- Integrated tiltable dust hood, extraction outlet 100 mm
- The carbide blades ensure tear-free planing results and optimal surfaces with any type of wood
- Folding planing tables allows fast conversion from planer to thicknesser
- Solid planing fence with prism guide, tiltable from 90° - 45°
- Both planing tables feature fine adjustment and are designed with table lips to keep noise level down
- Cutterblock in accordance with CE allow for safe working conditions
- Thickening table guided by centre column and support for accurate planing
- Torsion-free, grey cast-iron planing tables for best planing results



The optional mortising unit is ideal for drilling dowel, long and oblique holes.

NEW

BERNARDO
www.bernardo.at
HOBBY

Picture shows optionally available mortising unit.

Standard accessories:

- Spiral cutter head with 30 pcs. TCT-blades
- Replacement TCT-blades (5 pcs.)
- Switch-plug-combination
- Push handle

Technical data	PT 310 S
Planer	
Planing width	310 mm
Table length	1300 mm
Table height	990 mm
Shaft rotation speed	4000 rpm
TCT-blades	30 pcs.
Planer shaft diameter	75 mm
Planer fence	1110 x 130 mm
Fence tiltable	90° to 45°
Max. cutting depth	5 mm
Thicknesser	
Table length	600 mm
Working width	305 mm
Working thickness, min./max.	5 - 180 mm
Max. cutting depth	2,5 mm
Feed speed	8 m/min
Dust extraction outlet	100 mm
Motor power output S ₁ 100%	2,2 kW (3,0 HP)
Motor power input S ₆ 40%	3,0 kW (4,0 HP)
Voltage	400 V
Machine dimension (L x W x H)	1300 x 900 x 1180 mm
Weight approx.	180 kg
Art. no.	08-1039



€255,-
Price excl. VAT

Mortising unit

BEST-PRICE!

Optional accessories:

	Art. no.	excl. VAT
TCT-blades for spiral cutter (10 pcs.)	15-1076	€ 32,-
Mortising unit	08-1549	€ 255,-
Mortising bit set 6 pcs. counterclockwise, 13 mm shaft	16-2003	€ 37,-
Dust collector DC 300 / 400 V	12-2045	€ 295,-
Dust collector DC 400 / 400 V	12-2060	€ 305,-
PU-tube diam. 100 mm (6 m)	12-1077	€ 100,-
Universal mobile base UF 300	56-1070	€ 68,-
Lubricant 1 kg, paste	54-1000	€ 20,-
Automatic start-up ALV 10 / 1 M	12-1150	€ 136,-

The PT 310 S compact surface planer and thicknesser features a working thickness of up to 180 mm, making it the ideal model for planing of boards, planks and beams. The optionally available mortising unit makes the machine suitable for drilling and slotting. Another advantage is the spiral cutter head for reduced noise level and optimal planing results.

PT 310 S



The large support area of the long planing fence guarantees precision when working on oversize workpieces.



Spiral cutter head as standard

The planing unit consists of a dynamically balanced spiral cutter head, in- and outfeed roller and massive anti-kickback devices.



Grey cast-iron thickening table features centre column and support, for workpieces up to 180 mm in height.



Folding planing tables allow for quick and easy conversion from planing to thicknessing.

€1.650,-
Price excl. VAT



Feed can be switched off when surface planing.

Surface planers and thicknessers

ADM 300 ADM 300 V

- Folding planing tables for quick conversion to thicknessing
- Integrated tiltable dust hood, extraction outlet 100 mm
- Both planing tables feature fine adjustment and noise absorbing table lips
- Maintenance-free 4-knife cutterblock with 18% quality HSS- knives
- Spiral toothed infeed roller for safe and consistent workpiece infeed
- Thicknessing table with central column and support for a high level of accuracy
- Planing fence positioned to side of machine, allowing machine to be flush with wall
- Model ADM 300 V comes with stepless feed speed adjustment (1 - 10 m/min)
- Serially equipped with knife gauge to ensure precise adjustment of cutter knives
- Powerful, high performance motor



The mortising unit is ideal for drilling slots, dowels and inclined bores (optional).



The precisely bedded 4-knife cutterblock and the spiral toothed infeed roller ensure best results.



The table lips in combination with the perforated chip plate keep the noise level to a minimum.

Stepless
speed adjustment

ADM 300 V

BERNARDO®
www.bernardo.at
HOBBY

Standard accessories:

- Cutter knives in HSS-quality
- Knife gauge
- Integrated carriage
- Stepless infeed (ADM 300 V)
- Digital display for thicknessing table (ADM 300 V)
- Push handle

Technical data	ADM 300	ADM 300 V
Planer		
Planing width	305 mm	305 mm
Table length	1510 mm	1510 mm
Table height	915 mm	915 mm
Shaft rotation speed	5500 rpm	5500 rpm
Cutter knives	4 pcs.	4 pcs.
Planer shaft diameter	78 mm	78 mm
Planer fence	1105 x 155 mm	1105 x 155 mm
Fence tiltable	90° to 45°	90° to 45°
Max. cutting depth	3 mm	3 mm
Thicknesser		
Table length	585 mm	585 mm
Working width	300 mm	300 mm
Working thickness, min./max.	3 - 220 mm	3 - 220 mm
Max. cutting depth	3 mm	3 mm
Feed speed	6,6 m/min	1 - 10 m/min, stepless
Dust extraction outlet	100 mm	100 mm
Motor power output S ₁ 100%	3,0 kW (4,0 HP)	3,0 kW (4,0 HP)
Motor power input S ₆ 40%	4,2 kW (5,7 HP)	4,2 kW (5,7 HP)
Voltage	400 V	400 V
Machine dimension (L x W x H)	1700 x 790 x 1080 mm	1700 x 790 x 1080 mm
Weight approx.	280 kg	280 kg
Art. no.	08-1085	08-1087A



€230,-
Price excl. VAT

Mortising unit

Optional accessories:

	Art. no.	excl. VAT
Cutter knife 305 x 25 x 3 mm, price per pc.	15-1004	€ 19,-
Mortising unit	08-1088	€ 230,-
Mortising bit set 6 pcs. counterclockwise, 13 mm shaft	16-2003	€ 37,-
Dust collector DC 300 / 400 V	12-2045	€ 295,-
PU-tube diam. 100 mm (6 m)	12-1077	€ 100,-
Automatic start-up ALV 10 / 1 M	12-1150	€ 136,-
Lubricant 1 kg, paste	54-1000	€ 20,-

These machines offer the ideal price-performance ratio for the well-advanced amateur. These machines meet all the users' requirements with features like a high level of stability and quick conversion while providing large power resources. Additionally, the ADM 300 V features a stepless feed speed, ensuring ideal adjustment to the workpiece.

ADM 300 ADM 300 V



The planer fence is positioned to the side of the machine to keep the required space to a minimum.



The long surface of the aluminum planer fence allows precise guiding of heavy and large workpieces.



Serially with carriage

€1.630,-

Price excl. VAT

ADM 300



The stepless speed adjustment is ideal for different workpieces (ADM 300 V).

€1.830,-

Price excl. VAT

ADM 300 V

Serial with digital height adjustment



Ergonomically arranged control elements to set chip removal.

BERNARDO®
www.bernardo.at

For technical requests you can reach us by e-mail at service@pwa.at

Surface planers and thicknessers

AD 310

- Planing tables tilt to the back of the machine to keep space requirements to a minimum
- Precisely bedded, smooth running 4-knife cutterblock guarantees optimal results
- Integrated, tiltable dust hood, extraction outlet 100 mm
- Simultaneous tilting of planing tables to achieve maximum comfort
- Thicknessing table feed can be switched off when planing
- Hard-anodized aluminium planing fence, tiltable from 90° to 45°
- Thicknessing table with central column and support allow precise planing
- Torsion-free, cast iron planing tables guarantees best results
- Numerous safety devices: On/Off switch with undervoltage release, cutterblock cover in accordance with CE, limit switch to avoid accidental machine start,...



Solid thicknessing table with spindle guide and support for accurate planing of board, slats, planks etc.



The planing unit consists of a dynamically balanced 4-knife cutterblock, in- and outfeed roller and massive anti-kickback devices.



The table is designed with slots on both sides to minimize the noise level.

4-knife cutterblock as standard

Standard accessories:

- Cutter knives in HSS-quality
- Knife gauge
- Push handle



€290,-

Price excl. VAT

Mortising unit

Technical data

AD 310

Planer

Planing width	310 mm
Table length	1610 mm
Table height	910 mm
Shaft rotation speed	4300 rpm
Cutter knives	4 pcs.
Planer shaft diameter	95 mm
Planer fence	1110 x 150 mm
Fence tiltable	90° to 45°
Max. cutting depth	3 mm

Thicknesser

Table length	750 mm
Working width	310 mm
Working thickness, min./max.	5 - 225 mm
Max. cutting depth	5 mm
Feed speed	6 m/min

Dust extraction outlet	100 mm
Motor power output S ₁ 100%	3,0 kW (4,0 HP)
Motor power input S ₆ 40%	3,0 kW (4,0 HP)
Voltage	400 V
Machine dimension (L x W x H)	1610 x 900 x 1150 mm
Weight approx.	295 kg
Art.no.	08-1064

Optional accessories:

Cutter knife 310 x 30 x 3 mm, price per pc.	Art. no.	15-1005	excl. VAT	€ 19,-
Mortising unit	08-1068	€ 290,-		
Mortising bit set 6 pcs. counterclockwise, 13 mm shaft	16-2003	€ 37,-		
Dust collector DC 300 / 400 V	12-2045	€ 295,-		
PU-tube diam. 100 mm (6 m)	12-1077	€ 100,-		
Automatic start-up ALV 10 / 1 M	12-1150	€ 136,-		
Lubricant 1 kg, paste	54-1000	€ 20,-		

Introducing the AD 310 model, positioned for the professional home user with an optimal price-to-performance ratio. It meets demands such as stability, high performance and safety. Another advantage is the short conversion time from planing to thicknessing due to the simultaneous tilting of the planing tables.

AD 310



Quick and easy adjustment of chip removal (up to 3 mm).

Mortising unit optionally available

The large surface of the aluminium planing fence allows absolute accuracy when processing large, heavy workpieces.



Simultaneous tilting of planing

Best Price

BERNARDO
www.bernardo.at
SEMI-PROFESSIONAL

€1.980,-
Price exd. VAT



Simultaneous folding of planing tables ensure maximum comfort.



The optional mortising unit is ideal for drilling dowel, long and oblique holes.

BERNARDO[®]
www.bernardo.at

For your closest dealer, contact us at www.bernardo.at

Surface planer and thicknesser with spiral cutter head

AD 310 S

- Reduction of noise level (approx. 50%) due to the standard spiral cutter head and up to 20 times the cutting edge life (results from four-way carbide inserts)
- Advantage of the carbide inserts: If damaged, individual knives can be exchanged or turned
- Planing tables tilt to the back of the machine to keep space requirements to a minimum
- Integrated, tiltable dust hood, extraction outlet 100 mm
- The carbide blades ensure tear-free planing results and optimal surfaces with any type of wood
- Simultaneous tilting of planing tables to achieve maximum comfort
- Hard-anodized aluminium planing fence, tiltable from 90° to 45°
- Thicknessing table with central column and support allow precise planing
- Torsion-free, cast iron planing tables guarantees best results
- Numerous safety devices: On/Off switch with undervoltage release, cutterblock cover in accordance with CE, limit switch to avoid accidental machine start,...



The planing unit consists of a dynamically balanced spiral cutter head, in- and outfeed roller and massive anti-kickback devices.



Solid thicknessing table with spindle guide and support for accurate planing of board, slats, planks etc.

BERNARDO
www.bernardo.at
SEMIPROFESSIONAL

Spiral cutter head as standard



€290,-
Price excl. VAT

Mortising unit

Standard accessories:

- Spiral cutter head with 56 pcs. TCT-blades
- Replacement TCT-blades (5 pcs.)
- Push handle

Technical data	AD 310 S
Planer	
Planing width	310 mm
Table length	1610 mm
Table height	910 mm
Shaft rotation speed	4300 rpm
TCT-blades	56 pcs.
Planer shaft diameter	95 mm
Planer fence	1110 x 150 mm
Fence tiltable	90° to 45°
Max. cutting depth	3 mm
Thicknesser	
Table length	750 mm
Working width	310 mm
Working thickness, min./max.	5 - 225 mm
Max. cutting depth	5 mm
Feed speed	6 m/min
Dust extraction outlet	100 mm
Motor power output S ₁ 100%	3,0 kW (4,0 HP)
Motor power input S ₆ 40%	4,2 kW (5,7 HP)
Voltage	400 V
Machine dimension (L x W x H)	1610 x 900 x 1150 mm
Weight approx.	295 kg
Art.no.	08-1066

Optional accessories:

	Art. no.	excl. VAT
TCT-blades for spiral cutter (10 pcs.)	15-1078	€ 39,-
Mortising unit	08-1068	€ 290,-
Mortising bit set 6 pcs. counterclockwise, 13 mm shaft	16-2003	€ 37,-
Dust collector DC 300 / 400 V	12-2045	€ 295,-
PU-tube diam. 100 mm (6 m)	12-1077	€ 100,-
Automatic start-up ALV 10 / 1 M	12-1150	€ 136,-
Lubricant 1 kg, paste	54-1000	€ 20,-

Introducing the AD 310 S model, positioned for the professional home user with an optimal price-to-performance ratio. It meets demands such as stability, high performance and safety. Another advantage is the short conversion time from planing to thicknessing due to the simultaneous tilting of the planing tables and the spiral cutter head for reduced noise level and optimal planing results.

AD 310 S



Quick and easy adjustment of chip removal (up to 3 mm).

Mortising unit optionally available

The large surface of the aluminium planing fence allows absolute accuracy when processing large, heavy workpieces.



Simultaneous tilting of planing

NEW

Best Price

€2.380,-
Price exd. VAT



Simultaneous folding of planing tables ensure maximum comfort.



The optional mortising unit is ideal for drilling dowel, long and oblique holes.

BERNARDO®
www.bernardo.at

For the most up to date information please visit www.bernardo.at

Surface planer and thicknesser

FS 410 N

- Digital display on handwheel features 1/10 mm scaling for precise adjustment of thickening table
- Planing tables tilt to the back of the machine to keep space requirements to a minimum
- Integrated tiltable dust hood, extraction outlet 120 mm
- Simultaneous tilting of planing tables to achieve maximum comfort
- Thickening table feed can be switched off when planing
- Grey cast-iron thickening table features central column and support for workpieces up to 230 mm in height
- Precisely bedded, smooth running 3-knife cutterblock guarantees optimal results
- Hard-anodized aluminium planing fence, tiltable from 90° to 45°
- Quick and easy setting of chip removal
- Numerous safety devices: On/Off switch with undervoltage release, cutterblock cover in accordance with CE, limit switch to avoid accidental machine start



Solid thickening table with spindle guide and support for accurate planing of boards, planks and slats.



Integrated, tiltable dust hood – extraction outlet 120 mm.



Easy setting and convenient readout of chip removal when planing.

Digital readout for thickening table adjustment

Standard accessories:

- Cutter knives in HSS-quality
- Knife gauge
- Digital display for thickening table
- Push handle

Simultaneous tilting of planing tables



Simultaneous tilting of planing tables allows for extremely fast conversion from planing to thickening.

Technical data

FS 410 N

Planer

Planing width	405 mm
Table length	1640 mm
Table height	850 mm
Shaft rotation speed	5500 rpm
Cutter knives	3 pcs.
Planer shaft diameter	70 mm
Planer fence	1100 x 150 mm
Fence tiltable	90° to 45°
Max. cutting depth	3,5 mm

Thicknesser

Table length	600 mm
Working width	405 mm
Working thickness, min./max.	5 - 230 mm
Max. cutting depth	4,0 mm
Feed speed	7 m/min

Dust extraction outlet	120 mm
Motor power output S ₁ 100%	4,0 kW (5,5 HP)
Motor power input S ₆ 40%	5,5 kW (7,5 HP)
Voltage	400 V
Machine dimension (L x W x H)	1650 x 1000 x 1000 mm
Weight approx.	255 kg
Art.no.	08-1059

Optional accessories:

Cutter knives 410 x 25 x 3 mm, price per pc.	Art. no.	excl. VAT
Planer knives adjustment HML	15-1017	€ 24,-
Automatic start-up ALV 10 / 1 M	08-1500	€ 30,-
PU-tube diam. 100 mm (6 m)	12-1150	€ 136,-
PU-tube diam. 120 mm (6 m)	12-1077	€ 100,-
Reduction 120 / 100 mm	12-1078	€ 112,-
Dust collector DC 300 / 400 V	12-2032	€ 16,-
Dust collector DC 300 / 400 V	12-2045	€ 295,-
Dust collector DC 400 / 230 V	12-2055	€ 305,-

Introducing the FS 410 N model, positioned for the professional home user with an optimal price-to-performance ratio. It meets demands such as stability, high performance and safety. Another advantage is the short conversion time from planing to thicknessing due to the simultaneous tilting of the planing tables.

FS 410 N



Corrugated infeed roller and rubber-coated outfeed roller allows for optimal workpiece feed.

Solid planing fence with wide guide, tiltable from 90° to 45°.



€2.357,-
Price exd. VAT

**Best
Price**

BERNARDO
www.bernardo.at
HOBBY

Planing tables tilt to the back of machine to keep space requirements to a minimum.



Precise adjustment of thicknessing height – 1/10 mm accuracy with digital display.

BERNARDO
www.bernardo.at

You are welcome to request our current special offer catalogue at www.bernardo.at

Surface planer and thicknesser

PT 410

- Solid planer fence with prism guide, tiltable from 90° to 45°
- Maintenance-free 4-knife cutterblock features HSS-quality cutter knives
- Tiltable planer tables for quick conversion to thicknessing
- Both planer tables feature fine adjustment and table slots to reduce noise levels
- Integrated tiltable dust hood – extraction outlet 100 mm
- Feed can be switched off when planing
- Switch-plug-combination with motor brake
- Torsion-free, grey cast-iron planer tables ensure best results
- Cutterblock guard in accordance with CE-standards guarantees high level of safety
- Thicknessing table runs on central column and is well supported for high accuracy



The precisely bedded 4-knife cutterblock and the straight-toothed of the infeed roller ensure top work results.

4-knife cutterblock as standard



The grey cast-iron planer tables with polished surface guarantees an optimal sliding capacity of the workpiece.

The tiltable planer tables allow optimal, safe working conditions even when thicknessing short workpieces.

Technical data

PT 410

Planer

Planing width	410 mm
Table length	1600 mm
Table height	920 mm
Shaft rotation speed	4000 rpm
Cutter knives	4 pcs.
Planer shaft diameter	95 mm
Planer fence	1120 x 130 mm
Fence tiltable	90° to 45°
Max. cutting depth	5 mm

Thicknesser

Table length	750 mm
Working width	410 mm
Working thickness, min./max.	4 - 220 mm
Max. cutting depth	2,5 mm
Feed speed	8 m/min

Dust extraction outlet	100 mm
Motor power output S ₁ 100%	3,0 kW (4,0 HP)
Motor power input S ₆ 40%	4,2 kW (5,7 HP)
Voltage	400 V
Machine dimension (L x W x H)	1610 x 1050 1100 mm
Weight approx.	340 kg
Art. no.	08-1061

Standard accessories:

- Cutter knives in HSS-quality
- Knife gauge
- Switch-plug-combination
- Push handle

Optional accessories:

	Art. no.	excl. VAT
Planer knives 410 x 30 x 3 mm, price per pc.	15-1016	€ 23,-
Planer knife adjustment HML	08-1500	€ 30,-
Mortising unit	08-1550	€ 295,-
Mortising bit set 6 pcs., counterclockwise, 13 mm shaft	16-2003	€ 37,-
Dust collector DC 300 / 400 V	12-2045	€ 295,-
Dust collector DC 400 / 400 V	12-2060	€ 305,-
PU-tube diam. 100 mm (6 m)	12-1077	€ 100,-
Automatic start-up ALV 10 / 1 M	12-1150	€ 136,-
Automatic start-up ALV 2 / M 230 - 230 V	12-1152	€ 81,-
Lubricant 1 kg, paste	54-1000	€ 20,-

The PT 410 is a compact planer and thicknesser with a thickening height of 220 mm – ideal for precise planing of boards, planks and beams. To widen the application range the optionally available mortising unit can be added to allow slotting and drilling.

PT 410



The planer fence can be set to required position via the precise prism guide.

Both planer tables are equipped with table lips to reduce noise.




€2.490,-
Price excl. VAT



BERNARDO[®]
www.bernardo.at
HOBBY

BEST-PRICE!



PT 410 with optional mortising unit.

€295,-
Price excl. VAT

Mortising unit



The mortising unit is ideal for drilling deep holes, dowels and oblique holes etc.

BERNARDO[®]
www.bernardo.at

Surface planer and thicknesser with spiral cutter head

PT 410 S

- Reduction of noise level (approx. 50%) due to the standard spiral cutter head and up to 20 times the cutting edge life (results from four-way carbide inserts)
- Advantage of the carbide inserts: If damaged, individual knives can be exchanged or turned
- Solid planer fence with prism guide, tiltable from 90° to 45°
- The carbide blades ensure tear-free planing results and optimal surfaces with any type of wood
- Tiltable planer tables for quick conversion to thicknessing
- Both planer tables feature fine adjustment and table slots to reduce noise levels
- Integrated tiltable dust hood – extraction outlet 100 mm
- Torsion-free, grey cast-iron planer tables ensure best results
- Cutterblock guard in accordance with CE-standards guarantees high level of safety
- Thicknessing table runs on central column and is well supported for high accuracy



The precisely bedded spiral cutter head and the straight toothed of the feed roller ensure top work results.

Standard accessories:

- Spiral cutter head with 72 pcs. TCT-blades
- Replacement TCT-blades (5 pcs.)
- Switch-plug-combination
- Push handle



The tiltable planer tables allow optimal, safe working conditions even when thicknessing short workpieces.

Technical data

PT 410 S

Planer

Planing width	410 mm
Table length	1600 mm
Table height	920 mm
Shaft rotation speed	4000 rpm
TCT-blades	72 pcs.
Planer shaft diameter	95 mm
Planer fence	1120 x 130 mm
Fence tiltable	90° to 45°
Max. cutting depth	5 mm

Thicknesser

Table length	750 mm
Working width	410 mm
Working thickness, min./max.	4 - 220 mm
Max. cutting depth	2,5 mm
Feed speed	8 m/min

Dust extraction outlet	100 mm
Motor power output S ₁ 100%	3,0 kW (4,0 HP)
Motor power input S ₆ 40%	4,2 kW (5,7 HP)
Voltage	400 V
Machine dimension (L x W x H)	1610 x 1050 1100 mm
Weight approx.	340 kg
Art. no.	08-1063

NEW

**Spiral cutter head
as standard**

Optional accessories:

	Art. no.	excl. VAT
TCT-blades for spiral cutter (10 pcs.)	15-1078	€ 39,-
Mortising unit	08-1550	€ 295,-
Mortising bit set 6 pcs., counterclockwise, 13 mm shaft	16-2003	€ 37,-
Dust collector DC 300 / 400 V	12-2045	€ 295,-
Dust collector DC 400 / 400 V	12-2060	€ 305,-
PU-tube diam. 100 mm (6 m)	12-1077	€ 100,-
Automatic start-up ALV 10 / 1 M	12-1150	€ 136,-
Automatic start-up ALV 2 / M 230 - 230 V	12-1152	€ 81,-
Lubricant 1 kg, paste	54-1000	€ 20,-

PT 410 S

The PT 410 S is a compact planer and thicknesser with a thickening height of 220 mm – ideal for precise planing of boards, planks and beams. To widen the application range the optionally available mortising unit can be added to allow slotting and drilling. Another advantage is the spiral cutter head for reduced noise level and optimal planing results.



The grey cast-iron planer tables with polished surface guarantees an optimal sliding capacity of the workpiece.



The planer fence can be set to required position via the precise prism guide.



BERNARDO
HOBBY

BEST-PRICE!

€2.920,-
Price excl. VAT

€295,-
Price excl. VAT
Mortising unit



PT 410 with optional mortising unit.



The mortising unit is ideal for drilling deep holes, dowels and oblique holes etc.

BERNARDO
www.bernardo.at

For our current offers please go to our Bernardo-Newsletter

Surface planer and thicknesser

AD 410

- Planing tables tilt to the back of the machine to keep space requirements to a minimum
- Precisely bedded, smooth running 4-knife cutterblock guarantees optimal results
- Integrated, tiltable dust hood, extraction outlet 100 mm
- Simultaneous tilting of planing tables to achieve maximum comfort
- Thickening table feed can be switched off when planing
- Hard-anodized aluminium planing fence, tiltable from 90° to 45°
- Thickening table with central column and support allow precise planing
- Torsion-free, cast iron planing tables guarantees best results
- Numerous safety devices: On/Off switch with undervoltage release, cutterblock cover in accordance with CE, limit switch to avoid accidental machine start,...



Solid thickening table with spindle guide and support for accurate planing of board, slats, planks etc.




The planing unit consists of a dynamically balanced 4-knife cutterblock, in- and outfeed roller and massive anti-kickback devices.

4-knife cutterblock as standard

Standard accessories:

- Cutter knives in HSS-quality
- Knife gauge
- Push handle



The table is designed with slots on both sides to minimize the noise level.



Simultaneous folding of planing tables ensure maximum comfort.

Technical data

AD 410

Planer

Planing width	410 mm
Table length	1685 mm
Table height	920 mm
Shaft rotation speed	4300 rpm
Cutter knives	4 pcs.
Planer shaft diameter	95 mm
Planer fence	1110 x 150 mm
Fence tiltable	90° to 45°
Max. cutting depth	3 mm

Thicknesser

Table length	750 mm
Working width	410 mm
Working thickness, min./max.	4 - 220 mm
Max. cutting depth	5 mm
Feed speed	6 m/min

Dust extraction outlet	100 mm
Motor power output S ₁ 100%	3,0 kW (4,0 HP)
Motor power input S ₆ 40%	4,2 kW (5,7 HP)
Voltage	400 V
Machine dimension (L x W x H)	1685 x 1045 x 1100 mm
Weight approx.	340 kg
Art.no.	08-1067

Optional accessories:

Cutter knife 410 x 30 x 3 mm, price per pc.	15-1016	€ 23,-
Mortising unit	08-1068	€ 290,-
Mortising bit set 6 pcs. counterclockwise, 13 mm shaft	16-2003	€ 37,-
Dust collector DC 300 / 400 V	12-2045	€ 295,-
PU-tube diam. 100 mm (6 m)	12-1077	€ 100,-
Automatic start-up ALV 10 / 1 M	12-1150	€ 136,-
Lubricant 1 kg, paste	54-1000	€ 20,-

Art. no.	excl. VAT
15-1016	€ 23,-
08-1068	€ 290,-
16-2003	€ 37,-
12-2045	€ 295,-
12-1077	€ 100,-
12-1150	€ 136,-
54-1000	€ 20,-

The AD 410 combined planer and thicknesser machine feature optimal price to benefit and is best suitable for professional users. This machine meet all the users requirements with features like a high level of stability and quick conversion while providing large power resources. The dual lift of both planer tables reduce conversion time to thicknessing significantly.

AD 410



**Mortising unit
optionally available**



The large surface of the aluminium planing fence allows absolute accuracy when processing large, heavy workpieces.

Quick and easy adjustment of chip removal (up to 3 mm).



**Simultaneous
tilting of planing**

**Best
Price**

BERNARDO
www.bernardo.at
SEMIPROFESSIONAL



Integrated, tiltable dust hood, extraction outlet 100 mm



The infeed function can be switched off when planing.

€2.560,-
Price exd. VAT



The mortising unit is ideal for drilling deep holes, dowels and oblique holes etc.

BERNARDO
www.bernardo.at

Should you have any questions, please feel free to contact our service center +43 / 732 / 664015

Surface planer and thicknesser with spiral cutter head

AD 410 S

- Reduction of noise level (approx. 50%) due to the standard spiral cutter head and up to 20 times the cutting edge life (results from four-way carbide inserts)
- Advantage of the carbide inserts: If damaged, individual knives can be exchanged or turned
- Planing tables tilt to the back of the machine to keep space requirements to a minimum
- The carbide blades ensure tear-free planing results and optimal surfaces with any type of wood
- Simultaneous tilting of planing tables to achieve maximum comfort
- Thicknessing table feed can be switched off when planing
- Hard-anodized aluminium planing fence, tiltable from 90° to 45°
- Thicknessing table with central column and support allow precise planing
- Torsion-free, cast iron planing tables guarantees best results
- Numerous safety devices: On/Off switch with undervoltage release, cutterblock cover in accordance with CE, limit switch to avoid accidental machine start,...



The planing unit consists of a dynamically balanced spiral cutter head, in- and outfeed roller and massive anti-kickback devices.



Solid thickening table with spindle guide and support for accurate planing of board, slats, planks etc.

NEW

Spiral cutter head as standard



Simultaneous folding of planing tables ensure maximum comfort.

Standard accessories:

- Spiral cutter head with 72 pcs. TCT-blades
- Replacement TCT-blades (5 pcs.)
- Push handle

Technical data	AD 410 S
Planer	
Planing width	410 mm
Table length	1685 mm
Table height	920 mm
Shaft rotation speed	4300 rpm
TCT-blades	72 pcs.
Planer shaft diameter	95 mm
Planer fence	1110 x 150 mm
Fence tiltable	90° to 45°
Max. cutting depth	3 mm
Thicknesser	
Table length	750 mm
Working width	410 mm
Working thickness, min./max.	4 - 220 mm
Max. cutting depth	5 mm
Feed speed	6 m/min
Dust extraction outlet	100 mm
Motor power output S ₁ 100%	3,0 kW (4,0 HP)
Motor power input S ₆ 40%	4,2 kW (5,7 HP)
Voltage	400 V
Machine dimension (L x W x H)	1685 x 1045 x 1100 mm
Weight approx.	340 kg
Art.no.	08-1069

Optional accessories:

	Art. no.	excl. VAT
TCT-blades for spiral cutter (10 pcs.)	15-1078	€ 39,-
Mortising unit	08-1068	€ 290,-
Mortising bit set 6 pcs. counterclockwise, 13 mm shaft	16-2003	€ 37,-
Dust collector DC 300 / 400 V	12-2045	€ 295,-
PU-tube diam. 100 mm (6 m)	12-1077	€ 100,-
Automatic start-up ALV 10 / 1 M	12-1150	€ 136,-
Lubricant 1 kg, paste	54-1000	€ 20,-

The AD 410 S combined planer and thicknesser machine feature optimal price to benefit and is best suitable for professional users. This machine meet all the users requirements with features like a high level of stability and quick conversion while providing large power resources. The dual lift of both planer tables reduce conversion time to thicknessing significantly. Another advantage is the spiral cutter head for reduced noise level and optimal planing results.

AD 410 S



Mortising unit optionally available

The planer fence can be set to required position via the precise prism guide.



Quick and easy adjustment of chip removal (up to 3 mm).



Simultaneous tilting of planing

Best Price

BERNARDO
www.bernardo.at
SEMIPROFESSIONAL



Integrated, tiltable dust hood, extraction outlet 100 mm



The infeed function can be switched off when planing.

€2.990,-
Price exd. VAT



The mortising unit is ideal for drilling deep holes, dowels and oblique holes etc.

BERNARDO
www.bernardo.at

For technical requests you can reach us by e-mail at service@pwa.at

Surface planing machine


SP 150 P

The planing machine SP 150 P is designed for accurate planing, jointing and chamfering of boards, planks etc. at entry level. The heavy cast iron frame and precise construction meet the requirements of ambitious amateurs and craftsmen.

- Cutterblock features HSS-planing knives
- Ideal for planing of boards, planks etc.
- Most accurate grey cast iron planing tables guarantees excellent results
- Extremely long planing tables with ground surface assure perfectly smooth results
- On/Off button with undervoltage release
- Solid cast iron planing fence, tiltable from 90° to 45°
- Handwheel allows easy adjustment of chip removal
- Solid construction eliminates vibrations



The solidly built, up to 45° tiltable planer fence can easily be adjusted.



The planing fence features a solid tilting device including adjustable end stops

VOLTAGE

Alternatively in
230 V or 400 V

Standard accessories:

- Cutter knives in HSS-Quality
- Knife gauge
- 2 x push handle

Technical data	SP 150 P
Planing width	150 mm
Table length	1195 mm
Table height	820 mm
Infeed table length	585 mm
Outfeed table length	580 mm
Planer fence	730 x 95 mm
Cutter knives	3 pcs.
Planer shaft diameter	61 mm
Shaft rotation speed	4800 rpm
Max. cutting depth	8 mm
Dust extraction outlet	100 mm
Motor power output S ₁ 100%	0,75 kW (1,0 HP)
Motor power input S ₆ 40%	1,1 kW (1,5 HP)
Voltage	230 V or 400 V
Machine dimension (L x W x H)	1195 x 530 x 1150 mm
Weight approx.	105 kg
Art. no.	08-1015B (230 V) 08-1013 (400 V)

€640,-*
Price excl. VAT

BERNARDO®
SEMIPROFESSIONAL



Serially equipped with On/Off switch according to IP 54 including undervoltage release.

Optional accessories:

	Art. no.	excl. VAT
Cutter knives 154 x 17 x 2,5 mm, price per pc.	15-0987	€ 14,-
PU-tube diam. 100 mm (6 m)	12-1077	€ 100,-
Dust collector DC 230 E / 230 V with tube (2,5 m)	12-2043	€ 198,-
Universal mobile base UF 300	56-1070	€ 68,-

Surface planing machine with spiral cutter head

SP 150 PS

- Reduction of noise level (approx. 50%) due to the standard spiral cutter head and up to 20 times the cutting edge life (results from four-way carbide inserts)
- Advantage of the carbide inserts: If damaged, individual knives can be exchanged or turned
- Ideal for planing of boards, planks etc.
- The carbide blades ensure tear-free planing results and optimal surfaces with any type of wood
- Most accurate grey cast iron planing tables guarantees excellent results
- Extremely long planing tables with ground surface assure perfectly smooth results
- On/Off button with undervoltage release
- Solid cast iron planing fence, tiltable from 90° to 45°
- Handwheel allows easy adjustment of chip removal
- Solid construction eliminates vibrations



The solid planing unit features a precisely bedded spiral cutter head to guarantee best results.



Quick and easy adjustment of chip removal (up to 8 mm).

BERNARDO
www.bernardo.at
SEMIPROFESSIONAL

NEW



€810,-*
Price exd. VAT

Standard accessories:

- Spiral cutter head with 48 pcs. TCT-blades
- Replacement TCT-blades (5 pcs.)
- 2 x push handle

Technical data	SP 150 PS
Planing width	150 mm
Table length	1195 mm
Table height	820 mm
Infeed table length	585 mm
Outfeed table length	580 mm
Planer fence	730 x 95 mm
TCT-blades	48 pcs.
Planer shaft diameter	61 mm
Shaft rotation speed	4800 rpm
Max. cutting depth	8 mm
Dust extraction outlet	100 mm
Motor power output S ₁ 100%	0,75 kW (1,0 HP)
Motor power input S ₆ 40%	1,1 kW (1,5 HP)
Voltage	230 V
Machine dimension (L x W x H)	1195 x 530 x 1150 mm
Weight approx.	105 kg
Art. no.	08-10132

Spiral cutter head as standard

Optional accessories:

	Art. no.	excl. VAT
TCT-blades for spiral cutter (10 pcs.)	15-1078	€ 39,-
PU-tube diam. 100 mm (6 m)	12-1077	€ 100,-
Dust collector DC 230 E / 230 V with tube (2,5 m)	12-2043	€ 198,-
Universal mobile base UF 300	56-1070	€ 68,-

BERNARDO[®]
www.bernardo.at

For your closest dealer, contact us at www.bernardo.at

Surface planing machine

SP 200 P

The planing machine SP 200 P is designed for accurate planing, jointing and chamfering of boards, planks etc. at entry level. The heavy cast iron frame and precise construction meet the requirements of ambitious amateurs and craftsmen.

- Cutterblock features HSS-planing knives
- Ideal for planing of boards, planks etc.
- Most accurate grey cast iron planing tables guarantees excellent results
- Extremely long planing tables with ground surface assure perfectly smooth results
- On/Off button with undervoltage release
- Solid cast iron planing fence, tiltable from 90° to 45°
- Handwheel allows easy adjustment of chip removal
- Solid construction eliminates vibrations



Several protective devices ensure high user safety.



The planing fence features a solid tilting device including adjustable end stops



Handwheel allows easy adjustment of chip removal

BERNARDO
SEMIPROFESSIONAL



VOLTAGE

Alternatively in
230 V or 400 V

€1.040,-*
Price excl. VAT

4-knife cutter-
block as standard

Technical data

SP 200 P

Planing width	200 mm
Table length	1785 mm
Table height	840 mm
Infeed table length	870 mm
Outfeed table length	870 mm
Planer fence	1010 x 120 mm
Cutter knives	4 pcs.
Planer shaft diameter	72 mm
Shaft rotation speed	4800 rpm
Max. cutting depth	8 mm
Dust extraction outlet	100 mm
Motor power output S ₁ 100%	1,5 kW (2,0 HP)
Motor power input S ₆ 40%	2,2 kW (3,0 HP)
Voltage	230 V or 400 V
Machine dimension (L x W x H)	1785 x 640 x 1200 mm
Weight approx.	183 kg
Art. no.	08-1016B (230 V) 08-1014 (400 V)

Standard accessories:

- Cutter knives in HSS-Quality
- Knife gauge
- 2 x push handle

Optional accessories:

	Art. no.	excl. VAT
Cutter knives 205 x 17 x 2,5 mm, price per pc.	15-0988	€ 17,-
PU-tube diam. 100 mm (6 m)	12-1077	€ 100,-
Dust collector DC 230 E / 230 V with tube (2,5 m)	12-2043	€ 198,-
Universal mobile base UF 300	56-1070	€ 68,-

Surface planing machine

SP 300 S

- Extremely long planing tables with ground surface assure perfectly planing results
- Solid planing fence, tiltable from 90° to 45°
- Cutterblock features HSS-planing knives
- Powerful motor assures optimal results
- Solid construction eliminates vibrations
- Most accurate grey cast iron planing tables guarantees excellent results
- Handwheel allows easy adjustment of chip removal



The long planing fence provides a large surface to guarantee most precise planing results on bigger workpieces.



The planing fence, guided on a precise rod, can easily be placed into correct position.



Serially equipped with ergonomically positioned control panel.

Planer fence made of cast iron



Serially equipped with extraction outlet for dust collector.



€1.990,-*
Price exd. VAT

Standard accessories:

- Cutter knives in HSS-quality
- Knife gauge
- Push handle

Best Price

Technical data	SP 300 S
Planing width	300 mm
Table length	2200 mm
Table height	810 mm
Infeed table length	1075 mm
Outfeed table length	1075 mm
Planer fence	1180 x 150 mm
Cutter knives	3 pcs.
Planer shaft diameter	98 mm
Shaft rotation speed	5500 rpm
Max. cutting depth	12 mm
Dust extraction outlet	120 mm
Motor power output S ₁ 100%	2,2 kW (3,0 HP)
Motor power input S ₆ 40%	3,0 kW (4,0 HP)
Voltage	400 V
Machine dimension (L x W x H)	2200 x 1100 x 1150 mm
Weight approx.	370 kg
Art. no.	08-1017B

Optional accessories:

	Art. no.	excl. VAT
Cutter knives 306 x 30 x 3 mm, price per pc.	15-1065	€ 19,-
PU-tube diam. 120 mm (6 m)	12-1078	€ 112,-
Dust collector DC 300 / 400 V	12-2045	€ 295,-
Dust collector DC 400 / 400 V	12-2060	€ 305,-

Thicknesser

TH 330

The TH 330 is a compact and easily transported planer and thicknesser, making this model ideal for use on construction sites. The planer unit - guided on four threads - and the rubber coated in- and outfeed roller for safe workpiece feed, guarantees the most accurate planing results.

- Handwheel and scale allow for precise adjustment of chip removal
- Rubber-coated in- and outfeed roller for consistent workpiece feed and quality finish
- Foldable table extensions keep required space to a minimum
- Optimal for planing of boards, beams and planks
- Includes dust hood at the back of machine
- Handles on the side allow for easy transportation
- Precisely bedded 2-knife cutterblock with HSS cutter knives
- Planing unit is guided fourfold to guarantee precise results
- Automatic workpiece infeed (8 m/mm)



Serially equipped with extraction outlet for dust collector.

€365,-
Price excl. VAT



Fourfold guided thickening table for exact planing of boards, blocks, planks,...



Optional accessories:

	Art. no.	excl. VAT
Set of planer knives in HSS-quality (2 pcs.)	15-1068	€ 36,-

Technical data

TH 330

Working width	330 mm
Working height min./max.	5 - 150 mm
Table size with extension	640 x 330 mm
Max. cutting depth	2,8 mm
Working length min.	140 mm
Planer shaft diameter	50 mm
Cutter knives	2 pcs.
Shaft rotation speed	9500 rpm
Feed speed	8 m/min
Dust extraction outlet	50 / 100 mm
Motor power output S ₁ 100%	1,5 kW (2,0 HP)
Motor power input S ₆ 40%	2,1 kW (2,8 HP)
Voltage	230 V
Machine dimension (L x W x H)	550 x 650 x 490 mm
Weight approx.	33 kg
Art. no.	08-1012

**Best
price**

Equipped in standard accessories:
Table extension with rolls.

Standard accessories:

- Cutter knives in HSS-quality
- Foldable table extensions with rolls



Thicknesser

DH 310

The DH 310 thickening machine was developed with a focus on safety, stability, compact construction and user-friendliness. Furthermore this model features a digital display for precise thickening table adjustment.

- Precisely bedded, smooth running 4-knife cutterblock guarantees optimal results
- Thickening table with central column and support allow precise planing
- Digital display on handwheel features 1/10 mm scaling for precise adjustment of thickening table
- Noise-reducing cutterblock cover keeps noise levels down
- Ground thickening table for workpieces up to 230 mm in height
- Serially with table extension with integrated rolls
- Chain drive allows safe and consistent workpiece infeed
- Large anti-kickback devices eliminate ejection of workpieces
- Several safety devices: On/Off switch with undervoltage release, limit switch to avoid accidental machine start, emergency-stop switch

€1.395,-
Price excl. VAT



The precisely bedded 4-knife cutterblock and the straight toothed of the infeed roller ensure top work results.



Solid thickening table with spindle guide and support for accurate planing of board, slats, planks etc.



The chain drive ensures consistency of infeed and outfeed rollers.



Tables can be adjusted precisely - 1/10 mm - using the digital display.



BERNARDO
SEMIPROFESSIONAL

Technical data	DH 310
Working width	310 mm
Working height min./max.	5 - 230 mm
Table size	930* x 310 mm
Max. cutting depth	5 mm
Working length min.	150 mm
Planer shaft diameter	95 mm
Cutter knives	4 pcs.
Shaft rotation speed	4050 rpm
Feed speed	6 m/min
Dust extraction outlet	100 mm
Motor power output S ₁ 100%	2,2 kW (3,0 HP)
Motor power input S ₆ 40%	3,0 kW (4,0 HP)
Voltage	400 V
Machine dimension (W x D x H)	1110 x 600 x 1020 mm
Weight approx.	180 kg
Art. no.	08-1094

* with table extension

Standard accessories:

- Cutter knives in HSS-quality
- Knife gauge
- Digital indication for thickening table adjustment
- Table extension with rolls

Optional accessories:

	Art. no.	excl. VAT
Cutter knives 310 x 30 x 3 mm, price per pc.	15-1005	€ 19,-
Dust collector DC 400 / 400 V	12-2060	€ 305,-
Dust collector DC 500 E / 400 V	12-2066	€ 395,-
PU-tube diam. 100 mm (6 m)	12-1077	€ 100,-
Universal mobile base UF 300	56-1070	€ 68,-
Automatic start-up ALV 10 / 1 M	12-1150	€ 136,-
Lubricant 1 kg, paste	54-1000	€ 20,-

BERNARDO
www.bernardo.at

You are welcome to request our current special offer catalogue at www.bernardo.at

Thicknesser with spiral cutter head

DH 310 S

- Reduction of noise level (approx. 50%) due to the standard spiral cutter head and up to 20 times the cutting edge life (results from four-way carbide inserts)
- Advantage of the carbide inserts: If damaged, individual knives can be exchanged or turned
- Thickening table with central column and support allow precise planing
- The carbide blades ensure tear-free planing results and optimal surfaces with any type of wood
- Ground thickening table for workpieces up to 230 mm in height
- Serially with table extension with integrated rolls
- Chain drive allows safe and consistent workpiece infeed
- Several safety devices: On/Off switch with undervoltage release, limit switch to avoid accidental machine start, emergency-stop switch

€1.690,-
Price excl. VAT



The precisely bedded spiral cutter head and the straight toothed of the infeed roller ensure top work results.



Solid thickening table with spindle guide and support for accurate planing of board, slats, planks etc.



The chain drive ensures consistency of infeed and outfeed rollers.



Tables can be adjusted precisely - 1/10 mm - using the digital display.



Technical data

DH 310 S

Working width	310 mm
Working height min./max.	5 - 230 mm
Table size	930* x 310 mm
Max. cutting depth	5 mm
Working length min.	150 mm
Planer shaft diameter	95 mm
TCT-blades	52 pcs.
Shaft rotation speed	4050 rpm
Feed speed	6 m/min
Dust extraction outlet	100 mm
Motor power output S ₁ 100%	2,2 kW (3,0 HP)
Motor power input S ₆ 40%	3,0 kW (4,0 HP)
Voltage	400 V
Machine dimension (W x D x H)	1110 x 600 x 1020 mm
Weight approx.	180 kg
Art. no.	08-1096

* with table extension

Standard accessories:

- Spiral cutter head with 52 pcs. TCT-blades
- Replacement TCT-blades (5 pcs.)
- Digital indication for thickening table adjustment
- Table extension with rolls

Optional accessories:

	Art. no.	excl. VAT
TCT-blades for spiral cutter (10 pcs.)	15-1078	€ 39,-
Dust collector DC 400 / 400 V	12-2060	€ 305,-
Dust collector DC 500 E / 400 V	12-2066	€ 395,-
PU-tube diam. 100 mm (6 m)	12-1077	€ 100,-
Universal mobile base UF 300	56-1070	€ 68,-
Automatic start-up ALV 10 / 1 M	12-1150	€ 136,-
Lubricant 1 kg, paste	54-1000	€ 20,-

BERNARDO
www.bernardo.at
SEMIPROFESSIONAL

Thicknesser

DH 410

The DH 410 thickening machine was developed with a focus on safety, stability, compact construction and user-friendliness. Furthermore this model features a digital display for precise thickening table adjustment.

- Precisely bedded, smooth running 4-knife cutterblock guarantees optimal results
- Thickening table with central column and support allow precise planing
- Digital display on handwheel features 1/10 mm scaling for precise adjustment of thickening table
- Noise-reducing cutterblock cover keeps noise levels down
- Ground thickening table for workpieces up to 230 mm in height
- Serially with table extension with integrated rolls
- Chain drive allows safe and consistent workpiece infeed
- Large anti-kickback devices eliminate ejection of workpieces
- Several safety devices: On/Off switch with undervoltage release, limit switch to avoid accidental machine start, emergency-stop switch

€1.640,-
Price excl. VAT



The precisely bedded 4-knife cutterblock and the straight-toothed of the infeed roller ensure top work results.



Solid thickening table with spindle guide and support for accurate planing of board, slats, planks etc.



The chain drive ensures consistency of infeed and outfeed rollers.



Tables can be adjusted precisely - 1/10 mm - using the digital display.



Technical data	DH 410
Working width	410 mm
Working height min./max.	5 - 230 mm
Table size	930* x 410 mm
Max. cutting depth	5 mm
Working length min.	150 mm
Planer shaft diameter	95 mm
Cutter knives	4 pcs.
Shaft rotation speed	4050 rpm
Feed speed, stepless	6 m/min
Dust extraction outlet	100 mm
Motor power output S ₁ 100%	3,0 kW (4,0 HP)
Motor power input S ₆ 40%	4,2 kW (5,7 HP)
Voltage	400 V
Machine dimension (W x D x H)	1110 x 710 x 1020 mm
Weight approx.	239 kg
Art. no.	08-1107

* with table extension

Standard accessories:

- Cutter knives in HSS-quality
- Knife gauge
- Digital indication for thickening table adjustment
- Table extension with rolls

Optional accessories:

	Art. no.	excl. VAT
Cutter knives 410 x 30 x 3 mm, price per pc.	15-1016	€ 23,-
Dust collector DC 400 / 230 V	12-2055	€ 305,-
Dust collector DC 500 E / 400 V	12-2066	€ 395,-
PU-tube diam. 100 mm (6 m)	12-1077	€ 100,-
Universal mobile base UF 300	56-1070	€ 68,-
Automatic start-up ALV 10 / 1 M	12-1150	€ 136,-
Lubricant 1 kg, paste	54-1000	€ 20,-

BERNARDO
www.bernardo.at
SEMIPROFESSIONAL

BERNARDO
www.bernardo.at

Should you have any questions, please feel free to contact our service center +43 / 732 / 664015

Thicknesser

TP 410 N

The TP 410 N thicknesser is serially equipped with a stepless variator gearbox, allowing to adjust the infeed speed to the workpiece. Furthermore this model features a digital display for precise thickening table adjustment.

- Variator gearbox allows stepless infeed speed adjustment from 5 - 7 m/min
- Digital display with an accuracy of 1/10 mm on the handwheel for precise adjustment of thickening table
- Ground thickening table, height adjustment by handwheel
- Table with central column and support to guarantees most accurate results
- Chain drive allows safe and consistent workpiece infeed
- Solid cutterblock for precise results
- Power switch includes undervoltage release

BERNARDO
SEMIPROFESSIONAL

€1.490,-
Price exd. VAT



Ground thickening table for workpieces up to 225 mm in height. The set height can be read on the digital indication.



The torsion-free thickening table is guided on a central column with support.



The infeed is driven by a solid chain drive. The infeed speed is 5 - 7 m/min.



The planing unit features a 70 mm cutterblock to guarantees most accurate results.



Digital readout for thickening table adjustment

Variable feeding speed

NEW

Technische Daten

TP 410 N

Working width	406 mm
Working height min./max.	5 - 225 mm
Table size	600 x 406 mm
Max. cutting depth	4 mm
Working length min.	125 mm
Planer shaft diameter	70 mm
Cutter knives	3 pcs.
Shaft rotation speed	5500 rpm
Feed speed, stepless	5 - 7 m/min
Dust extraction outlet	100 mm
Motor power output S ₁ 100%	3,0 KW (4,0 HP)
Motor power input S ₆ 40%	4,2 kW (5,7 HP)
Voltage	400 V
Machine dimension (W x D x H)	750 x 680 x 1005 mm
Weight approx.	160 kg
Art. no.	08-1104

Standard accessories:

- Cutter knives in HSS-quality
- Knife gauge
- Digital indication for thickening table adjustment
- Stepless infeed

Optional accessories:

	Art. no.	excl. VAT
Cutter knives 410 x 25 x 3 mm, price per pc.	15-1017	€ 24,-
Planer knives adjustment HML	08-1500	€ 30,-
Dust collector DC 500 E / 400 V	12-2066	€ 395,-
PU-tube diam. 100 mm (6 m)	12-1077	€ 100,-
Universal mobile base UF 300	56-1070	€ 68,-
Lubricant 1 kg, paste	54-1000	€ 20,-
Automatic start-up ALV 10 / 1 M	12-1150	€ 136,-

Thickener with spiral cutter head

DH 410 S

- Reduction of noise level (approx. 50%) due to the standard spiral cutter head and up to 20 times the cutting edge life (results from four-way carbide inserts)
- Advantage of the carbide inserts: If damaged, individual knives can be exchanged or turned
- Thickening table with central column and support allow precise planing
- The carbide blades ensure tear-free planing results and optimal surfaces with any type of wood
- Ground thickening table for workpieces up to 230 mm in height
- Serially with table extension with integrated rolls
- Chain drive allows safe and consistent workpiece infeed
- Several safety devices: On/Off switch with undervoltage release, limit switch to avoid accidental machine start, emergency-stop switch

€1.990,-
Price excl. VAT



The precisely bedded spiral cutter head and the straight toothed of the infeed roller ensure top work results.



Solid thickening table with spindle guide and support for accurate planing of board, slats, planks etc.



The chain drive ensures consistency of infeed and outfeed rollers.



Tables can be adjusted precisely - 1/10 mm - using the digital display.



Technical data	DH 410 S
Working width	410 mm
Working height min./max.	5 - 230 mm
Table size	930* x 410 mm
Max. cutting depth	5 mm
Working length min.	150 mm
Planer shaft diameter	95 mm
TCT-blades	72 pcs.
Shaft rotation speed	4050 rpm
Feed speed, stepless	6 m/min
Dust extraction outlet	100 mm
Motor power output S ₁ 100%	3,0 kW (4,0 HP)
Motor power input S ₆ 40%	4,2 kW (5,7 HP)
Voltage	400 V
Machine dimension (W x D x H)	1110 x 710 x 1020 mm
Weight approx.	239 kg
Art. no.	08-1108

* with table extension

Standard accessories:

- Spiral cutter head with 72 pcs. TCT-blades
- Replacement TCT-blades (5 pcs.)
- Digital indication for thickening table adjustment
- Table extension with rolls

Optional accessories:

	Art. no.	excl. VAT
TCT-blades for spiral cutter (10 pcs.)	15-1078	€ 39,-
Dust collector DC 400 / 230 V	12-2055	€ 305,-
Dust collector DC 500 E / 400 V	12-2066	€ 395,-
PU-tube diam. 100 mm (6 m)	12-1077	€ 100,-
Universal mobile base UF 300	56-1070	€ 68,-
Automatic start-up ALV 10 / 1 M	12-1150	€ 136,-
Lubricant 1 kg, paste	54-1000	€ 20,-

BERNARDO
www.bernardo.at
SEMIPROFESSIONAL

BERNARDO
www.bernardo.at

For technical requests you can reach us by e-mail at service@pwa.at

Thicknesser

TP 630 D

- Ergonomically arranged switches and control elements on the front of the machine
- Solid thickening table serially equipped with two driven infeed rollers
- Stepless infeed speed adjustment 5 - 18 m/min
- Torsion-free, grey cast iron construction assures a smooth run
- Thickening table adjustment features digital display with 1/10 mm accuracy
- Quick and easy motorized height adjustment of thickening table
- Serially equipped with 2 dust extractor outlets Ø 150 mm
- Adjustable thickening table rollers allow planing of wet or rough wood
- Noise-absorbing cutterblock cover minimizes noise
- Large anti-kickback devices eliminate kickback of workpieces



To assure consistent workpiece infeed, the thickening table features two precisely adjustable rollers.



The solid planing unit features a precisely bedded 4-knife cutterblock to guarantee accurate results, even during heavy workload.



The chain drive ensures consistency of infeed and outfeed rollers.



The solid, grey cast iron thickening table features a motorized height adjustment 4 - 300 mm. The height adjustment takes place by four large guide arbors, the guideway with four precision flat guidings is designed for heavy workload.



Segmented infeed roller and pressure bar allow simultaneous planing of workpieces with different thicknesses.



For accurate planing results, the feed speed of the infeed and outfeed roller can be adjusted to the workpiece using the frequency converter.

Technical data

TP 630 D

Working width	630 mm
Working height min./max.	4 - 300 mm
Table size	1200 x 630 mm
Thickening rollers	2 pcs.
Max. cutting depth	10 mm
Workpiece length min.	300 mm
Planer shaft diameter	120 mm
Cutter knives	4 pcs.
Shaft rotation speed	5000 rpm
Feed speed, stepless	5 - 18 m/min
Dust extraction outlet	2 x 150 mm
Motor power output S: 100%	7,5 kW (10,0 HP)
Feeding motor	1,5 kW (2,0 HP)
Elevating motor	0,37 kW (0,50 HP)
Machine dimension (W x D x H)	1150 x 1240 x 1500 mm
Weight approx.	1250 kg
Art. no.	08-1126

The TP 630 D thickening machine was developed with a focus on safety, stability, compact construction and user-friendliness. The large variety of standard accessories make this model excellent in price-performance ratio.

TP 630 D



The ergonomically arranged switches and control elements, features a digital display for the thickening table adjustment.

Electronic thickening table positioning



Serially with electronic thickening table positioning by keypad and digital readout.

€6.790,-*
Price excl. VAT



Thickener rollers serially

Segmented infeed roller

Standard accessories:

- Cutter knives in HSS-quality
- 1 driven thickening table roller
- Segmented infeed roller
- Digital display for thickening table adjustment
- Thickening table clamping
- 2 dust extractor outlets Ø 150 mm
- Stepless infeed speed
- Thickening table guided on 4 guide bars
- Motorized table height adjustment

Stepless feeding speed

BERNARDO®
www.bernardo.at
PROFESSIONAL

BERNARDO®
www.bernardo.at

For your closest dealer, contact us at www.bernardo.at

Scroll saw

SS 405 Vario

The SS 405 Vario scroll saw is suitable for cutting various materials such as wood, plastics, non-ferrous metals, styrofoam and alike. The flexible shaft and several grinding pins increase the number of applications significantly. This model is primarily used in model-making.

- Ideal for inner and outer cutting and cutting of the smallest radius
- Comes with flexible shaft and several grinding pins for additional applications
- Suitable for commercial scroll sawblades with or without pin
- Stepless stroke rate regulation ensures ideal adjustment to each specific material
- Includes blowing device for optimal view of cutting line
- Quick clamp system allows for easy sawblade change
- Robust cast iron construction ensures smooth run free from vibrations
- Tilttable work table for mitre cuts from 0° to +45°



The standard blow-out device removes the saw dust, thus providing an optimal view of the cutting line.



Tilttable working table from 0° to 45° for mitre cuts.

BERNARDO®
www.bernardo.at
HOBBY

2 in 1 - scroll saw
with flexible shaft



Flexible shaft with various pins, grinding, polishing and cutoff wheels comes standard.



Stepless adjustable number of strokes using a potentiometer.

NEW

€135,-
Price excl. VAT

Standard accessories:

- Sawblades (2 pcs.)
- Sawblade cover
- LED working light
- Workpiece downholder
- Blowing device
- Tools
- Flexible shaft with different pins, grinding / polishing and cutoff wheels

Technical data

SS 405 Vario

Throat	405 mm
Working height	52 mm
Sawblade length	130 mm
Number of strokes, stepless	550 - 1600 / min.
Table size	Ø 250 x 410 mm
Table tilting range	0° to 45°
Dust extraction outlet	35 mm
Motor power	90 W
Voltage	230 V
Machine dimension (W x D x H)	330 x 630 x 380 mm
Weight approx.	10 kg
Art. no.	14-2254

Optional accessories:

	Art. no.	excl. VAT
Fret sawblade 130 mm, fine, for wood, plastics, plaster (12 pcs.)	11-2190	€ 10,-
Fret sawblade 130 mm, middle, for wood, plastics, plaster (12 pcs.)	11-2191	€ 10,-
Fret sawblade 130 mm, fine, for metal (12 pcs.)	11-2193	€ 10,-
Adapter A100/70 - A65/45 - A40/40 - A35/35	12-1034	€ 14,-

Scroll saw

SS 460

The SS 460 scroll saw is suitable for cutting various materials such as wood, plastics, non-ferrous metals, styrofoam and alike. The flexible shaft and several grinding pins increase the number of applications significantly. This model is primarily used in model-making.

- Includes blowing device for optimal view of cutting line
- Quick clamp system allows for easy sawblade change
- Stepless stroke rate regulation ensures ideal adjustment to each specific material
- Robust cast iron construction ensures smooth run free from vibrations
- Comes with flexible shaft and several grinding pins for additional applications
- Suitable for commercial scroll sawblades with or without pin
- Tiltable work table for mitre cuts from -10° to $+45^{\circ}$
- Ideal for inner and outer cutting and cutting of the smallest radius

2 in 1 - scroll saw with flexible shaft



Height adjustable, transparent sawblade cover for optimal view of workpiece.



Flexible shaft featuring several grinding pins included in standard equipment.



Stepless stroke adjustment.



Tilttable work table from -10° to $+45^{\circ}$.



Examples of use:
Outer / Inner cut



BERNARDO
HOBBY

€218,-
Price exd. VAT

Technical data

SS 460

Throat	460 mm
Working height	52 mm
Sawblade length	130 mm
Number of strokes, stepless	550 - 1650 /min.
Table size	Ø 250 x 480 mm
Table tilting range	-10° to $+45^{\circ}$
Dust extraction outlet	35 mm
Motor power	120 W
Voltage	230 V
Machine dimension (W x D x H)	400 x 690 x 370 mm
Weight approx.	20 kg
Art. no.	14-2255

Standard accessories:

- Sawblades (3 pcs.)
- Sawblade cover
- Working light
- Workpiece downholder
- Blowing device
- Tools
- Flexible shaft with different pins, grinding / polishing and cutoff wheels

Optional accessories:

	Art. no.	excl. VAT
Fret sawblade 130 mm, fine, for wood, plastics, plaster (12 pcs.)	11-2190	€ 10,-
Fret sawblade 130 mm, middle, for wood, plastics, plaster (12 pcs.)	11-2191	€ 10,-
Fret sawblade 130 mm, fine, for metal (12 pcs.)	11-2193	€ 10,-
Adapter A100/70 - A65/45 - A40/40 - A35/35	12-1034	€ 14,-

Double mitre saws

ZKG 305 D

- Suitable for cutting wood, coated panels, plastics and non-ferrous metals
- Complete with linear laser device to show exact position of sawblade
- Precise double column guide for smooth and even travel
- Powerful motor for top results even at long operations
- Table extensions on both sides ensures optimal workpiece support
- Includes integrated cutting depth stop for groove cutting
- Sawblade gets covered automatically when lifting the sawblade
- Useable for straight-, grade-, mitre and double mitre cuts
- Equipped with dust port directly at saw unit
- Easy and quick sawblade change with locking device
- To guarantee for safe transport column can be locked into position
- Rotary disc with rests at 0° / 15° / 22.5° / 31.6° and 45°
- Low weight allows for easy transport
- Easy to read scales for mitre and bevel angles and cutting width



Powerful motor with belt drive.



Comes complete with height adjustable downholder to secure the workpiece.




Table extensions - extractable on both sides - with workpiece support and tiltable fences for series cuts.



Rotary disc swivels 45° to both sides and features rests at 0° / 15° / 22.5° / 31.6° and 45°.



Includes carry handle, ideal for transport between sites.



For double mitre cuts the saw head can be swivelled 45° to the left and to the right.

BENEFIT

**Double mitre
Double grade**



Standard accessories:

- Carbide sawblade 305 x 3,0 x 25,4 mm / 80T
- Table extension
- Extractable stop fence
- Linear laser device
- Waste bag
- Downholder

Technical data


ZKG 305 D

Sawblade diameter x bore	305 x 25,4 mm
No load speed	4800 rpm
Cutting capacity	
Straight cuts at 90° / 90°	340 x 95 mm
Mitre cuts at 45° right / left	240 x 95 mm
Grade cuts at 45° left*	340 x 55 mm
Grade cuts at 45° right*	340 x 55 mm
Double mitre cuts at 45° left	240 x 55 mm
Double mitre cuts at 45° right	240 x 55 mm
Motor power	1,6 kW (2,2 HP)
Voltage	230 V
Machine dimension (W x D x H)	860 x 900 x 680 mm
Weight approx.	28 kg
Art. no.	09-1005

* saw unit

The ZKG 305 D is the perfect solution for the processing of wood, plastic profiles, coated panels and non-ferrous metals. The large variety of standard equipment, such as the double grade and double mitre feature, the high workpiece fence and the laser device, make these machine universal and flexible for interior works.

ZKG 305 D



The extractable fences allow optimal guiding of longer workpieces.



Double column guide of saw unit offers extremely high rigidity.

€269,-

Price excl. VAT

ZKG 305 D

BERNARDO®
www.bernardo.at
PROFESSIONAL



Optional accessories:

	Art. no.	excl. VAT
Carbide sawblade WZ, 305 x 3,0 x 25,4 mm, 80T	17-1121	€ 21,-
Set of sawblades (3 pcs.) 300 mm, in aluminium case	17-1652	€ 83,-
Digital angle finder	31-1044	€ 48,-

Optional accessories:

	Art. no.	excl. VAT
Universal base KSU 740	07-1536	€ 50,-
Universal base KSU 1100	07-1537	€ 91,-
Universal base KSU 1560	07-1538	€ 159,-

BERNARDO®
www.bernardo.at

For the most up to date information please visit www.bernardo.at

Heavy duty circular saw

UZZ 400

- Simultaneously adjustable rotary disc (up to 90°) and sawblade (up to 45°)
- Ideal device for experienced craftsmen for building for instance carports, garden and dog huts, canopies etc.
- Lever allows for cross cutting, saw unit travels from bottom to top
- Solid and easily adjustable saw unit for cutting heights up to 120 mm
- Add the optionally available infeed and outfeed roller tables to achieve the maximum capacity of this model
- User-friendly saw unit convenient for various cutting operations
- Maintain a clean work environment by connecting a dust collector to the sawblade cover or the saw unit



Sliding table with fence



The protective cover follows the sawblade movement.



Electronic box with power socket

€1.195,-
Price exd. VAT

BERNARDO
www.bernardo.at
SEMIPROFESSIONAL



Standard version

Standard accessories:

- Carbide sawblade 400 x 4,0 x 30 mm, 28T
- Protective cover with dust extraction outlet
- Roller table
- Carriage
- Tool storage
- Push stick

Technical data	UZZ 400
Table size	945 x 715 mm
Max. sawblade diameter	400 x 30 mm
Max. cutting height 90° / 45°	120 / 90 mm
Table height	845 mm
Moveable infeed roller table (optional)	1000 x 550 mm
Moveable outfeed roller table (optional)	1000 x 550 mm
Speed main sawblade	2800 rpm
Dust extraction outlet top / bottom	100 / 100 mm
Motor power output S ₁ 100%	2,8 kW (3,8 HP)
Motor power input S ₆ 40%	3,9 kW (5,3 HP)
Voltage	400 V
Machine dimension (W x D x H)	1350 x 1400 x 1200 mm
Machine dimension with roller table*	3500 x 1400 x 1200 mm
Weight approx.	210 kg
Art. no	09-1022

* optional



Optional accessories:

	Art. no.	excl. VAT
Carbide sawblade 400 x 4,0 x 30 mm, 96T	18-1003	€ 44,-
Infeed roller table 1000 mm	09-1023	€ 245,-
Outfeed roller table 1000 mm	09-1024	€ 245,-

The UZT 400 heavy duty circular saw is suitable for cross cuts and longitudinal cuts. The rotary disc and the tiltable sawblade allow a large variety of applications, such as jack rafter cutting, ripping, mitre and straight cross cutting. It allows the production of valley- and hip rafter as well as the cutting of gutter boards and wedge planks.

UZT 400



Straight cross cut 90°



Jack rafter cut 45°



Mitre cross cut 90° + 45°



Sawing with sliding table



Parallel separation cut

Universally usable



Picture shows outfeed and infeed roller table (optional extra).



Includes carriage for easy transport

BERNARDO[®]
www.bernardo.at

You are welcome to request our current special offer catalogue at www.bernardo.at

Table saws

TK 200 RN TK 250 RN

The ideal table saws featuring a large number of applications for amateurs, combining high cutting capacity and top precision on limited space. Comes complete with roller table to increase user comfort even more.

- Solid and easily adjustable saw unit, tilts from 90° to 45°
- Solid grey cast-iron table with T-slots for cutting with the mitre fence left and right of sawblade
- Complete with roller table featuring aluminium fence
- Table extension for better support of larger sheets comes standard
- ON-OFF switch in accordance with IP 54 features undervoltage release and separate emergency stop
- Mitre fence for angle cuts up to 45° is part of standard equipment
- Ergonomically arranged handwheels allow for convenient setting of cutting height and the cutting angle
- Left tilting sawblade ensures better cutting guide on longitudinal fence

€699,-

Price exd. VAT

TK 250 RN

€548,-

Price exd. VAT

TK 200 RN

**Best
Price**



Grey cast-iron roller table, manufactured with precision and polished



BERNARDO
www.bernardo.at
HOBBY



Left tilting sawblade improves handling at bevel cuts.



Table extension for cutting width up to 720 mm comes standard.

Sawblade can be tilted to the left

Technical data

	TK 200 RN	TK 250 RN
Table size	530 x 400	630 x 430 mm
Roller table	400 x 250 mm	400 x 250 mm
Travel of roller table	720 mm	920 mm
Max. sawblade diameter	200 x 30 mm	250 x 30 mm
Max. cutting height 90° / 45°	55 / 42 mm	80 / 60 mm
Cutting width on rip fence	730 mm	700 mm
Table height	890 mm	890 mm
Table extension	530 x 600 mm	635 x 600 mm
Speed main sawblade	4750 rpm	4750 rpm
Dust extraction outlet	100 mm	100 mm
Motor power output S ₁ 100%	1,1 kW (1,5 HP)	1,5 kW (2,0 HP)
Motor power input S ₆ 40%	1,5 kW (2,0 HP)	2,1 kW (2,85 HP)
Voltage	230 V	230 V
Machine dimension (W x D x H)	1520 x 1000 x 1050 mm	1500 x 1200 x 1100 mm
Weight approx.	72 kg	86 kg
Art. no.	09-1041	09-1042

Standard accessories:

- Carbide sawblade 200 x 3,0 x 30 mm / 32T (TK 200 RN)
- Carbide sawblade 250 x 3,0 x 30 mm / 40T (TK 250 RN)
- Protective cover with dust extraction outlet
- Double sided mitre fence
- Table extension
- Aluminium fence with stop
- Roller table
- Braking motor (TK 250 RN)
- Stand
- Tools

Table saws

The TK 200 RSN and TK 250 RSN mainly differs from the RN-models with regard to the closed machine base which increases the rigidity and stability of the machines significantly.

TK 200 RSN TK 250 RSN

BERNARDO®
www.bernardo.at
HOBBY

€765,-
Price exd. VAT
TK 250 RSN



Protective sawblade cover with integrated dust port connected on riving knife.

Standard accessories:

- Carbide sawblade 200 x 3,0 x 30 mm / 32T (TK 200 RSN)
- Carbide sawblade 250 x 3,0 x 30 mm / 40T (TK 250 RSN)
- Protective cover with dust extraction outlet
- Double sided mitre fence
- Table extension
- Aluminium fence with stop
- Roller table
- Braking motor (TK 250 RSN)
- Closed machine base
- Tools

Optional accessories:

	Art. no.	excl. VAT
Carbide sawblade 200 x 3,0 x 30 mm / 32T	17-1117	€ 17,-
Carbide sawblade 250 x 3,0 x 30 mm / 40T	17-1122	€ 23,-
Dust collector DC 200 E / 230 V with tube (2,0 m)	12-2039	€ 165,-
Automatic start-up ALV 2 / M 230 - 230 V	12-1152	€ 81,-
Universal mobile base UF 300	56-1070	€ 68,-
Grounding set ES 1	12-1140	€ 25,-

Sawblade can be tilted to the left

€595,-
Price exd. VAT
TK 200 RSN



**TK 250 RS / RN:
Cutting height 80 mm**



Ergonomically arranged handwheels on machine body allow for adjustment of saw unit.



Aluminium fence with end stop and downholder is part of standard equipment.

Technical data	TK 200 RSN	TK 250 RSN
Table size	530 x 400 mm	630 x 430 mm
Roller table	400 x 250 mm	400 x 250 mm
Travel of roller table	720 mm	920 mm
Max. sawblade diameter	200 x 30 mm	250 x 30 mm
Max. cutting height 90° / 45°	55 / 42 mm	80 / 60 mm
Cutting width on rip fence	730 mm	700 mm
Table height	900 mm	900 mm
Table extension	530 x 600 mm	635 x 600 mm
Speed main sawblade	4700 rpm	4750 rpm
Dust extraction outlet	100 mm	100 mm
Motor power output S ₁ 100%	1,1 kW (1,5 HP)	1,5 kW (2,0 HP)
Motor power input S _e 40%	1,5 kW (2,0 HP)	2,1 kW (2,85 HP)
Voltage	230 V	230 V
Machine dimension (W x D x H)	1520 x 1010 x 1050 mm	1500 x 1200 x 1100 mm
Weight approx.	84 kg	101 kg
Art. no.	09-1043	09-1044

BERNARDO®
www.bernardo.at

Table saws

TK 200 PRO TK 250 PRO

- Mitre fence either useable on right or left of sawblade, suitable for angle cuts up to 45°
- Powerful drive motor ensures constant cutting speed, even at 80 mm cutting height
- ON-OFF switch in accordance with IP 54 features undervoltage release and separate emergency stop
- Cost-effective base model, extensive range of accessories for expanded use
- Left tilting sawblade ensures better cutting guide on longitudinal fence
- Casting machine table features high accuracy and two T-slots
- Standard accessories include mitre fence and sawblade
- Including rip fence for cutting of narrow and thin workpieces
- Handwheel allows for tilting of saw unit up to 45°



ON-OFF switch in accordance to IP 54 features undervoltage release and separate emergency stop.



Ensure optimal work conditions by connecting a dust collector to the 100 mm dust port.

BERNARDO
www.bernardo.at
HOBBY

Sawblade can be tilted to the left

€435,-

Price excl. VAT

TK 200 PRO
Base model

Solid
construction

€31,-

Price excl. VAT

Stand
open



200 mm

TK 200 PRO



Picture TK 200 PRO with basic execution and closed stand.

Standard accessories:

- Carbide sawblade 200 x 2,2 x 30 mm / 32T (TK 200 PRO)
- Carbide sawblade 250 x 3,0 x 30 mm / 40T (TK 250 PRO)
- Protective cover with dust extraction outlet
- Double sided mitre fence
- Rip fence with loupe
- Separate emergency stop
- Braking motor (TK 250 PRO)
- Tools

Optional accessories TK 200 / 250 PRO:

	Art. no.	excl. VAT
Carbide sawblade 200 x 3,0 x 30 mm / 32T	17-1117	€ 17,-
Carbide sawblade 250 x 3,0 x 30 mm / 40T	17-1122	€ 23,-
Dust collector DC 200 E / 230 V with tube (2,0 m)	12-2039	€ 165,-
Automatic start-up ALV 2 / M 230 - 230 V	12-1152	€ 81,-
Universal mobile base UF 300	56-1070	€ 68,-
Grounding set ES 1	12-1140	€ 25,-

Technical data

TK 200 PRO

Table size	600 x 400 mm
Roller table*	400 x 250 mm
Travel of roller table*	720 mm
Max. sawblade diameter	200 x 30 mm
Max. cutting height 90° / 45°	60 / 45 mm
Cutting width on rip fence	200 mm**
Table height	350 mm
Table extension*	560 x 600 mm
Speed main sawblade	4750 rpm
Dust extraction outlet	100 mm
Motor power output S ₁ 100%	1,1 kW (1,5 HP)
Motor power input S ₆ 40%	1,5 kW (2,0 HP)
Voltage	230 V
Machine dimension (W x D x H)	770 x 540 x 520 mm
Weight approx.	55 kg
Art. no.	09-1048

* optional

** 725 mm with optional table extension

TK 200 PRO TK 250 PRO

The table saws of the PRO-series are cost-effective base models for quick machining of small workpieces. Through the extensive range of accessories (roller table, extension table, open and closed stand, these machines allowing individual adaption to suits the needs of the user and can be expanded at any time.



The optional extension table ensure a cutting width up to 725 mm.



Left tilting sawblade enables workpiece to be guided more easily during cut.

€595,-
Price exd. VAT
TK 250 PRO
Base model



The optionally available roller table with aluminium fence and eccentric holder widens the application range additionally.



Picture TK 250 PRO with optional roller table, extension table and closed stand.

Technical data

TK 250 PRO

Table size	670 x 430 mm
Roller table*	400 x 250 mm
Travel of roller table*	920 mm
Max. sawblade diameter	250 x 30 mm
Max. cutting height 90° / 45°	80 / 60 mm
Cutting width on rip fence	200 mm**
Table height	355 mm
Table extension*	600 x 670 mm
Speed main sawblade	4750 rpm
Dust extraction outlet	100 mm
Motor power output S ₁ 100%	1,5 kW (2,0 HP)
Motor power input S ₆ 40%	2,1 kW (2,8 HP)
Voltage	230 V
Machine dimension (W x D x H)	850 x 600 x 550 mm
Weight approx.	67 kg
Art. no.	09-1053

* optional

** 725 mm with optional table extension

€91,-
Price exd. VAT

Stand closed



TK 250 PRO

Optional accessories TK 200 / 250 PRO:

	Art. no.	excl. VAT
Roller table for TK 200 PRO	09-1049	€ 92,-
Extension table for TK 200 PRO	09-1051	€ 72,-
Stand open for TK 200 PRO	09-1052	€ 31,-
Stand closed for TK 200 PRO / TK 250 PRO	09-1054	€ 91,-
Roller table for TK 250 PRO	09-1056	€ 92,-
Extension table for TK 250 PRO	09-1057	€ 82,-
Stand open for TK 250 PRO	09-1058	€ 31,-

Precision saw

PKS 250 P

- Solid grey cast-iron table features T-slot for the mitre fence
- Tiltable sawblade from 90° to 45° by handwheel
- Rip fence can be turned 90° for cutting of narrow and thin workpieces
- Complete with table extension for convenient cutting of oversize sheets
- Smooth, precise sliding table with prism-shaped guide
- Aluminium rip fence with fine adjustment and precise 30 mm round rod guide
- Solid saw unit guarantees accurate work, free from vibrations
- Powerful drive motor ensures constant cutting speed, even at cutting height of 80 mm
- Large, grey cast-iron machine table, built with top accuracy and polished surfaces
- Torsion-free, steel and grey cast-iron machine body



Sawblade can be tilted from 90° to 45° for precise angle cuts.



30 mm round rod allows for precise guiding of aluminium parallel fence.



T-slot in sliding table allow mounting of mitre fence or end stop.



Ergonomic mounted handwheels allow for height adjustment and tilting of the saw unit.



Technical data

PKS 250 P

Table size	670 x 310 mm
Sliding table	1300 x 250 mm
Cutting length	1020 mm
Max. sawblade diameter	254 x 30 mm
Max. cutting height 90° / 45°	80 / 65 mm
Cutting width on rip fence	670 mm
Table height	870 mm
Table extension	670 x 400 mm
Speed main sawblade	4750 rpm
Dust extraction outlet	100 mm
Motor power output S ₁ 100%	2,2 kW (3,0 HP)
Motor power input S ₆ 40%	3,0 kW (4,0 HP)
Voltage	230 V or 400 V
Machine dimension (W x D x H)	1300 x 1180 x 1100 mm
Weight approx.	108 kg
Art. no.	09-1062 (230 V) 09-1063 (400 V)

Standard accessories:

- Carbide sawblade 254 x 3,0 x 30 mm / 24T
- Protective cover with dust extraction outlet
- Mitre fence with stop bar 265 mm
- Mitre fence
- End stop
- Sliding table 1300 mm
- Table extension
- Push stick
- Machine base
- Tools

**Best
Price**

The PKS 250 P precision saw features several technical innovations, such as a sliding table 1300 mm, longitudinal fence with fine adjustment, sawblade tilting on the front side and many more, which are rather unusual for a machine of this size. Most commonly this model is used among amateurs, craftsmen and in small businesses.


PKS 250 P



Sawblade cover - with integrated dust port - connected at riving knife.



Parallel fence features micrometric fine adjustment, suitable for cutting width up to 670 mm.



Sawblade angle can easily be read out on scale.



Incl. sliding table
1300 mm



€969,-*
Price excl. VAT

Solid
construction

VOLTAGE
Alternatively in
230 V or 400 V

Powder coated

Optional accessories:

	Art. no.	excl. VAT
Set of sawblades (3 pcs.) 250 mm, in aluminium case	17-1651	€ 68,-
Dust collector DC 230 E / 230 V with tube (2,5 m)	12-2043	€ 198,-
Dust collector DC 300 / 400 V	12-2045	€ 295,-

Optional accessories:

	Art. no.	excl. VAT
PU-tube diam 100 mm (6 m)	12-1077	€ 100,-
Automatic start-up ALV 10 / 1 M	12-1150	€ 136,-
Universal mobile base UF 300	56-1070	€ 68,-

Table saw

TK 250 F

- Complete with user-friendly sliding table with a surface of 410 x 710 mm
- Extractable telescopic fence (up to 2000 mm) mountable at front or rear of square table, steplessly tiltable from 90° to 45°
- Mitre fence either useable on right or left of sawblade, suitable for angle cuts up to 45°
- Ergonomically arranged handwheels allow for setting of saw unit
- Solid grey cast-iron table with T-slots on right and left of sawblade
- Includes table extension on the right for better support of oversize boards
- Solid and easily adjustable saw unit, tiltable from 90° to 45°
- Square table ensures convenient machining of large boards



Includes easily adjustable rip fence with quick clamping system and table extension for cutting width up to 730 mm.



Radial-pull cutting for easy processing of long workpieces.

**Top
Seller**

VOLTAGE
Alternatively in
230 V or 400 V



Handwheel features gear rim guide to allow for easy and smooth sawblade tilt.

**Including radial-pull
sawing device**



Technical data

TK 250 F

Table size	800 x 520 mm
Sliding table	410 x 710 mm
Cutting length	1230 mm
Max. sawblade diameter	254 x 30 mm
Max. cutting height 90° / 45°	82 / 54 mm
Travel of sawblade	225 mm
Cutting width on rip fence	730 mm
Table height	900 mm
Table extension	800 x 320 mm
Square table	600 x 410 mm
Speed main sawblade	4000 rpm
Dust extraction outlet	100 mm
Motor power output S ₁ 100%	1,5 kW (2,0 HP)
Motor power input S ₆ 40%	2,1 kW (2,85 HP)
Voltage	230 V or 400 V
Machine dimension (W x D x H)	2020 x 2300 x 1200 mm
Weight approx.	175 kg
Art. no.	09-1070 (230 V) 09-1075 (400 V)

Standard accessories:

- Carbide sawblade 254 x 3,0 x 30 mm / 36T
- Protective cover with dust extraction outlet
- Connector tube with Y-piece
- Mitre fence with eccentric holder
- Table extension right
- Extractable telescopic fence
- Square table
- Radial-pull sawing device
- Push stick
- Tools

The smooth running sliding table features an additional tilting support arm to allow for processing of oversize sheets.

The TK 250 F powerful table saw comes complete with sliding table including a square table and a radial-pull sawing device. The extensive range of standard equipment and the large number of applications make this model an attractive option for the professional user in terms of price and benefit.

TK 250 F




The steplessly tiltable telescopic fence (2 x 45°) can be mounted at the front or rear of the square table.

BERNARDO
www.bernardo.at



€1.390,-*
Price excl. VAT



Optional accessories:

	Art. no.	excl. VAT
Set of sawblades (3 pcs.) 250 mm, in aluminium case	17-1651	€ 68,-
Dust collector DC 230 E / 230 V with tube 2,5 m	12-2043	€ 198,-
Dust collector DC 300 / 400 V	12-2045	€ 295,-
PU-tube diam 100 mm (6 m)	12-1077	€ 100,-

Optional accessories:

	Art. no.	excl. VAT
Automatic start-up ALV 10 / 1 M	12-1150	€ 136,-
Automatic start-up ALV 2 / M 230 - 230 V	12-1152	€ 81,-
Digital angle finder	31-1044	€ 48,-
Universal mobile base UF 300	56-1070	€ 68,-

BERNARDO
www.bernardo.at

For technical requests you can reach us by e-mail at service@pwa.at

Sliding table saws

FKS 1300 H FKS 1600 H

- Complete with aluminium sliding table with a surface of 1300 x 240 mm or 1600 x 240 mm
- Ensure optimal work conditions by connecting a dust collector to the 100 mm dust port
- Includes solid telescopic arm and square table which can be moved longitudinally
- Anodized aluminium sliding table with hardened guide rails
- Extractable telescopic fence, mountable at front or rear of square table
- Handwheel and scale allow for up to 45° sawblade tilt
- Part of equipment are table extension and enlargement for better support of larger sheet material
- Large, grey cast-iron machine table, built with top accuracy and polished surfaces
- Powerful drive motor for constant cutting speed, even at cutting height of 75 mm
- Aluminium rip fence with fine adjustment and precise round rod guide (30 mm)



Steplessly tiltable telescopic arm (2 x 45°) can be mounted at front or rear of square table.



Complete with robust parallel fence, 30 mm round rod guide designed for heavy work loads.



Parallel fence with quick and fine adjustment for cutting width up to 620 mm.



Sawblade cover - with integrated dust port - connected at riving knife.



Ergonomic mounted handwheels allow for height adjustment and tilting of the saw unit.



Eccentric holder comes standard.



Technical data	FKS 1300 H	FKS 1600 H
Table size	790 x 350 mm	790 x 350 mm
Sliding table	1300 x 240 mm	1600 x 240 mm
Cutting length	1300 mm	1600 mm
Max. sawblade diameter	254 x 30 mm	254 x 30 mm
Max. cutting height 90° / 45°	75 / 60 mm	75 / 60 mm
Cutting width on rip fence	620 mm	620 mm
Table height	815 mm	815 mm
Table extension	350 x 350 mm	350 x 350 mm
Table enlargement	790 x 270 mm	790 x 270 mm
Square table	600 x 480 mm	600 x 480 mm
Speed main sawblade	4000 rpm	4000 rpm
Dust extraction outlet	100 mm	100 mm
Motor power output S ₁ 100%	2,2 kW (3,0 HP)	2,2 kW (3,0 HP)
Motor power input S ₆ 40%	3,0 kW (4,0 HP)	3,0 kW (4,0 HP)
Voltage	230 V or 400 V	230 V or 400 V
Machine dimension (W x D x H)	1300 x 1700 x 1000 mm	1600 x 1700 x 1000 mm
Weight approx.	140 kg	150 kg
Art. no.	09-1098 (230 V) 09-1099 (400 V)	09-1100 (230 V) 09-1101 (400 V)




Standard accessories:

- Carbide sawblade 254 x 30 mm / 40T
- Protective cover with dust extraction outlet
- Connector tube with Y-piece
- Eccentric holder
- End stop
- Table extension
- Table enlargement
- Extractable telescopic fence
- Stop
- Square table
- Push stick
- Tools

The FKS 1300 H / FKS 1600 H is the ideal sliding table saw for the price-conscious experienced amateur. State-of-the-art technical solutions such as compact dimensions, high performance and user-friendly operation make this model unique. Complete with aluminium sliding table and solid square table to allow for processing of oversize sheet materials.

FKS 1300 H FKS 1600 H



Extractable telescopic fence up to 1900 mm and stop featuring fine adjustment.

€1.330,-*
Price excl. VAT
FKS 1300 H



The smooth running sliding table features an additional tilting support arm to allow for processing of oversize sheets.

NEW

Solid construction

BERNARDO®
www.bernardo.at
SEMI PROFESSIONAL



€1.480,-*
Price excl. VAT
FKS 1600 H

VOLTAGE

Alternatively in
230 V or 400 V

Optional accessories:

	Art. no.	excl. VAT
Set of sawblades (3 pcs.) 250 mm, in aluminium case	17-1651	€ 68,-
Dust collector DC 250 CF / 230 V	12-2085	€ 363,-
Dust collector DC 300 / 400 V	12-2045	€ 295,-

Optional accessories:

	Art. no.	excl. VAT
PU-tube diam 100 mm (6 m)	12-1077	€ 100,-
Automatic start-up ALV 10 / 1 M	12-1150	€ 136,-
Automatic start-up ALV 2 / M 230 - 230 V	12-1152	€ 81,-

BERNARDO®
www.bernardo.at

For your closest dealer, contact us at www.bernardo.at

Sliding table saws

STS 1300 eco

STS 1600 eco

- Complete with aluminium sliding table with a surface of 1300 x 240 mm or 1600 x 240 mm
- Powerful motor guarantees optimal cutting results even at continuous operation
- Part of equipment are table extension and enlargement for better support of larger sheet material
- Ensure optimal work conditions by connecting a dust collector to the 100 mm dust port
- Handwheel and scale allow for up to 45° sawblade tilt
- Solid grey cast-iron table features T-slot for the mitre fence
- Large, grey cast-iron machine table, built with top accuracy and polished surfaces
- Torsion-free, steel and grey cast-iron machine body
- All aluminium parts (sliding table, fences,...) are anodized
- Complete with table extension for convenient cutting of oversize sheets



Big dimensioned square table, the steplessly tiltable aluminium fence (2x 45°) can be mounted on the front or rear.



The magnifying glass on the rip fence ensures an easy read out of mm-scale hence allowing precise adjustment of cutting width.



Includes easily adjustable rip fence with quick clamping system and table extension for cutting width up to 690 mm.



Sawblade cover - with integrated dust port - connected at riving knife.



Ergonomic mounted handwheels allow for height adjustment and tilting of the saw unit.



The sliding table features a generous size and runs smoothly on hardened prism guide ways.



Technical data	STS 1300 eco	STS 1600 eco
Table size	670 x 310 mm	670 x 310 mm
Sliding table	1300 x 240 mm	1600 x 240 mm
Cutting length	1300 mm	1600 mm
Max. sawblade diameter	254 x 30 mm	254 x 30 mm
Max. cutting height 90° / 45°	80 / 63 mm	80 / 63 mm
Cutting width on rip fence	690 mm	690 mm
Table height	870 mm	870 mm
Table extension	325 x 310 mm	325 x 310 mm
Table enlargement	670 x 400 mm	670 x 400 mm
Square table	600 x 455 mm	600 x 455 mm
Speed main sawblade	4750 rpm	4750 rpm
Dust extraction outlet	100 mm	100 mm
Motor power output S ₁ 100%	2,2 kW (3,0 HP)	2,2 kW (3,0 HP)
Motor power input S ₆ 40%	3,0 kW (4,0 HP)	3,0 kW (4,0 HP)
Voltage	230 V or 400 V	230 V or 400 V
Machine dimension (W x D x H)	1300 x 2160 x 1130 mm	1600 x 2160 x 1130 mm
Weight approx.	135 kg	140 kg
Art. no.	09-1082 (230 V) 09-1083 (400 V)	09-1086 (230 V) 09-1087 (400 V)



Standard accessories:

- Carbide sawblade 254 x 3,2 x 30 mm / 24T
- Protective cover with dust extraction outlet
- Connector tube with Y-piece
- Mitre fence with eccentric holder
- Mitre fence
- End stop
- Table extension
- Table enlargement
- Square table
- Push stick
- Tools

The STS sliding table saw is available with a table length of 1300 mm or 1600 mm. Part of the standard equipment is a 2,2 kW motor and a sawblade (diameter 254 mm) for cutting height up to 80 mm. Most commonly this model is used among craftsmen and in small businesses as a second machine.

STS 1300 eco STS 1600 eco



Sawblade can be tilted from 90° to 45° for precise angle cuts.

€1.290,-*
Price excl. VAT
STS 1300 eco

€1.450,-*
Price excl. VAT
STS 1600 eco



Mitre fence – featuring end stop and eccentric holder – moveable along entire table length.

VOLTAGE
Alternatively in
230 V or 400 V

BEST PRICE!



BERNARDO®
www.bernardo.at
SEMIPROFESSIONAL

Powder coated

Optional accessories:	Art. no.	excl. VAT
Set of sawblades (3 pcs.) 250 mm, in aluminium case	17-1651	€ 68,-
Dust collector DC 250 CF / 230 V	12-2085	€ 363,-
Dust collector DC 300 / 400 V	12-2045	€ 295,-

Optional accessories:	Art. no.	excl. VAT
PU-tube diam 100 mm (6 m)	12-1077	€ 100,-
Automatic start-up ALV 10 / 1 M	12-1150	€ 136,-
Automatic start-up ALV 2 / M 230 - 230 V	12-1152	€ 81,-

BERNARDO®
www.bernardo.at

Sliding table saws

FKS 1250 N

FKS 1600 N

- Smooth running, precise sliding table with hardened, prism-shaped guide
- Solid square table for operating on heavy, oversize sheet materials
- Large, grey cast-iron machine table, built with top accuracy and polished surfaces
- Extractable, anodized aluminium telescopic fence with solid end stop
- Torsion-free, steel and grey cast-iron machine body
- Handwheel allows for tilting of saw unit up to 45°
- Solid saw unit minimizes vibrations significantly
- Complete with table extensions and enlargement for better support of oversize sheet material
- Aluminium rip fence with fine adjustment and precise round rod guide (30 mm)
- All aluminium parts (sliding table, fences,...) are anodized
- Includes solid telescopic arm and square table which can be moved longitudinally
- Powerful drive motor for constant cutting speed, even at cutting height of 80 mm


Solid construction



Steplessly tiltable telescopic arm (2 x 45°) can be mounted at front or rear of square table.



Oversize work table and table extension for cutting width of up to 610 mm come standard.



Handwheels allow for hassle-free, smooth adjustment of saw unit.



Hardened prism-shaped guide for smooth running of sliding table.



Complete with robust parallel fence, 30 mm round rod guide designed for heavy work loads.



BERNARDO
SEMIPROFESSIONAL

Technical data

	FKS 1250 N	FKS 1600 N
Table size	800 x 350 mm	800 x 350 mm
Sliding table	1320 x 240 mm	1610 x 240 mm
Cutting length	1250 mm	1600 mm
Max. sawblade diameter	254 x 30 mm	254 x 30 mm
Max. cutting height 90° / 45°	80 / 54 mm	80 / 54 mm
Cutting width on rip fence	610 mm	610 mm
Table height	860 mm	860 mm
Table extension	350 x 410 mm	350 x 410 mm
Table enlargement	800 x 270 mm	800 x 270 mm
Square table	600 x 460 mm	600 x 460 mm
Speed main sawblade	4060 rpm	4060 rpm
Dust extraction outlet	100 mm	100 mm
Motor power output S ₁ 100%	1,5 kW (2,0 HP)	1,5 kW (2,0 HP)
Motor power input S ₆ 40%	2,1 kW (2,8 HP)	2,1 kW (2,8 HP)
Voltage	230 V or 400 V	230 V or 400 V
Machine dimension (W x D x H)	1350 x 2100 x 1200 mm	1610 x 2100 x 1200 mm
Weight approx.	160 kg	170 kg
Art. no.	09-1092 (230 V) 09-1093 (400 V)	09-1094 (230 V) 09-1095 (400 V)

BEST PRICE!

Standard accessories:

- Carbide sawblade 254 x 3,0 x 30 mm / 36T
- Protective cover with dust extraction outlet
- Connector tube with Y-piece
- End stop
- Table extension
- Table enlargement
- Extractable telescopic fence
- Stop
- Square table
- Push stick
- Tools

The FKS 1250 N and FKS 1600 N sliding table saws meet the requirements of professional users, such as precision, high work comfort, short conversion time and versatility. Characteristics include high quality finish, smooth-running sliding table plus rip fence featuring round rod guide and fine adjustment.

FKS 1250 N FKS 1600 N



Sawblade cover - with integrated dust port - connected at riving knife.

€1.490,-*
Price excl. VAT
FKS 1250 N

€1.595,-*
Price excl. VAT
FKS 1600 N

VOLTAGE
Alternatively in
230 V or 400 V



Equipped with anodized aluminium sliding table to ensure high work comfort.



**Best
Price**

Powder coated

Optional accessories:

	Art. no.	excl. VAT
Set of sawblades (3 pcs.) 250 mm, in aluminium case	17-1651	€ 68,-
Dust collector DC 250 CF / 230 V	12-2085	€ 363,-
Dust collector DC 300 / 400 V	12-2045	€ 295,-

Optional accessories:

	Art. no.	excl. VAT
PU-tube diam 100 mm (6 m)	12-1077	€ 100,-
Automatic start-up ALV 10 / 1 M	12-1150	€ 136,-
Automatic start-up ALV 2 / M 230 - 230 V	12-1152	€ 81,-

Sliding table saw

STS 1600

- Complete with aluminium sliding table with a surface of 1600 x 240 mm
- Powerful motor guarantees optimal cutting results even at continuous operation
- Part of equipment are table extension and enlargement for better support of larger sheet material
- Sawblade tiltable from 90° to 45° to allow for precise angle cuts
- Ensure optimal work conditions by connecting a dust collector to the 100 mm dust port
- Includes solid telescopic fence and longitudinally adjustable square table
- Handwheel and scale allow for up to 45° sawblade tilt
- Solid grey cast-iron table features T-slot for the mitre fence
- Extractable telescopic fence, steplessly tiltable from 90° - 45°
- Hardened prism-shaped guide for smooth running of sliding table
- Square table ensures convenient machining of large boards



Generously sized square table for support of large sheet material.



Complete with robust parallel fence, 25 mm round rod guide designed for heavy work loads.



VOLTAGE
Alternatively in
230 V or 400 V




Ergonomic mounted handwheels allow for height adjustment and tilting of the saw unit.



Torsion-free aluminium sliding table features smooth guiding to guarantee precise working.



Solid saw unit features grey-cast iron tilting elements supported on both sides.



Technical data	STS 1600
Table size	760 x 350 mm
Sliding table	1600 x 240 mm
Cutting length	1600 mm
Max. sawblade diameter	315 x 30 mm
Max. cutting height 90° / 45°	100 / 75 mm
Cutting width on rip fence	900 mm
Table height	870 mm
Table extension	500 x 350 mm
Table enlargement	760 x 600 mm
Square table	600 x 410 mm
Speed main sawblade	4250 rpm
Dust extraction outlet	100 mm
Motor power output S ₁ 100%	2,2 kW (3,0 HP)
Motor power input S ₆ 40%	3,0 kW (4,0 HP)
Voltage	230 V or 400 V
Machine dimension (W x D x H)	2000 x 2500 x 1270 mm
Weight approx.	204 kg
Art. no.	09-1097 (230 V) 09-1096 (400 V)



The smooth running sliding table features an additional tilting support arm to allow for processing of oversized sheets.

Standard accessories:

- Carbide sawblade 315 x 3,2 x 30 mm / 24T
- Protective cover with dust extraction outlet
- Connector tube with Y-piece
- End stop
- Table extension
- Table enlargement
- Extractable telescopic fence
- Stop with loupe
- Square table
- 2x Push stick
- Tools

The STS 1600 is the ideal sliding table saw for the price-conscious experienced amateur. State-of-the-art technical solutions such as compact dimensions, high performance and user-friendly operation make this model unique. Complete with aluminium sliding table and solid square table to allow for processing of oversize sheet materials.

STS 1600



Parallel fence with quick and fine adjustment for cutting width up to 900 mm.

**Best
Price**

€1.895,-
Price excl. VAT



Extractable telescopic fence, mountable at front and rear of square table.



Optional accessories:

	Art. no.	excl. VAT
Set of sawblades (3 pcs.) 315 mm, in aluminium case	17-1653	€ 89,-
Dust collector DC 300 / 400 V	12-2045	€ 295,-
Dust collector DC 400 / 230 V	12-2055	€ 305,-
Dust collector DC 400 / 400 V	12-2060	€ 305,-

Optional accessories:

	Art. no.	excl. VAT
PU-tube diam. 100 mm (6 m)	12-1077	€ 100,-
Automatic start-up ALV 10 / 1 M	12-1150	€ 136,-
Automatic start-up ALV 2 / M 230 - 230 V	12-1152	€ 81,-
Digital angle finder	31-1044	€ 48,-



www.bernardo.at

Current second hand machines, remnants or sample machines are available at www.bernardo.at

Sliding table saws

TK 315 F - 1600

TK 315 F - 2000

- Important feature: Sawblade diameter 315 mm can be used when scoring unit is mounted
- Solid square table with roller and telescopic arm guarantee high stability
- Anodized aluminium sliding table available in two lengths
- Powerful drive motor for constant cutting speed, even at cutting height of 100 mm
- Mitre fence and downholder can be moved along entire table length
- Oversize work table and table extensions for cutting width up to 1200 mm come standard
- Extractable telescopic fence (up to 2260 mm) mountable at front or rear of square table, steplessly tiltable from 90° to 45°
- Aluminium parallel fence with micrometric fine adjustment and integrated magnifying glass
- Solid saw unit guarantees precise work, free from vibrations




Ergonomically arranged handwheels on machine body allow for saw unit adjustment.



The magnifying glass on the rip fence ensures an easy read out of mm-scale hence allowing precise adjustment of cutting width.

Square table
with roll



Extractable telescopic fence up to 2260 mm and stop featuring fine adjustment.



Serially with
scoring unit

Technical data	TK 315 F - 1600	TK 315 F - 2000
Table size	825 x 800 mm	825 x 800 mm
Sliding table	1600 x 270 mm	2000 x 270 mm
Cutting length	1600 mm	2000 mm
Max. sawblade diameter	315 x 30 mm	315 x 30 mm
Max. cutting height 90° / 45°	100 / 80 mm	100 / 80 mm
Cutting width on rip fence	1200 mm	1200 mm
Table height	870 mm	870 mm
Table extension	500 x 310 mm	500 x 310 mm
Table enlargement	800 x 440 mm	800 x 440 mm
Square table with roll	680 x 460 mm	680 x 460 mm
Speed main sawblade	4500 rpm	4500 rpm
Speed scoring sawblade	5800 rpm	5800 rpm
Scoring sawblade	90 x 20 mm	90 x 20 mm
Dust extraction outlet	100 mm	100 mm
Motor power output S ₁ 100%	3,0 kW (4,0 HP)	3,0 kW (4,0 HP)
Motor power input S ₆ 40%	4,2 kW (5,7 HP)	4,2 kW (5,7 HP)
Voltage	400 V	230 V or 400 V
Machine dimension (W x D x H)	1600 x 2800 x 1200 mm	2000 x 2800 x 1200 mm
Weight approx.	240 kg	260 kg
Art. no.	09-1109	09-1111 (230 V) 09-1110 (400 V)

Standard accessories:

- Carbide sawblade 315 x 3,0 x 30 mm / 40T
- Scoring sawblade 90 x 3,0 x 20 mm / 12T
- Protective cover with dust extraction outlet
- Connector tube with Y-piece
- Mitre fence with eccentric holder
- Mitre fence
- End stop
- Table extension
- Table enlargement
- Extractable telescopic fence
- Stop with fine adjustment
- Square table with roller
- Push stick
- Tools

The TK 315 F sliding table saw is available with a table length of 1600 mm or 2000 mm. Part of the standard equipment is a 3.0 kW motor, a sawblade (diameter 315 mm) for cutting height up to 100 mm and scoring unit for smooth processing of coated sheet materials.

TK 315 F - 1600

TK 315 F - 2000



Handwheel allows for saw unit (tiltable up to 45°) to be set to a cutting height of up to 100 mm.

€1.995,-
Price excl. VAT
TK 315 F - 1600

€2.140,-
Price excl. VAT
TK 315 F - 2000



The sliding table features a generous size and runs smoothly on hardened prism guide ways.



BERNARDO
SEMIPROFESSIONAL

Optional accessories:

	Art. no.	excl. VAT
Set of sawblades (3 pcs.) 250 mm, in aluminium case	17-1651	€ 68,-
Set of sawblades (3 pcs.) 315 mm, in aluminium case	17-1653	€ 89,-
Scoring sawblade 90 x 20 x 3 mm	17-1603	€ 45,-
Dust collector DC 300 / 400 V	12-2045	€ 295,-
Dust collector DC 400 / 230 V	12-2055	€ 305,-

Optional accessories:

	Art. no.	excl. VAT
Dust collector DC 400 / 400 V	12-2060	€ 305,-
PU-tube diam. 100 mm (6 m)	12-1077	€ 100,-
Automatic start-up ALV 10 / 1 M	12-1150	€ 136,-
Automatic start-up ALV 2 / M 230 - 230 V	12-1152	€ 81,-
Digital angle finder	31-1044	€ 48,-

BERNARDO
www.bernardo.at


For our current offers please go to our Bernardo-Newsletter

Sliding table saw

Basic 2000 Pro

- Aluminium sliding table with hardened guide rails
- Solid square table allows processing of large or heavy sheet material
- Part of equipment are table extensions and enlargement for better support of larger sheet material
- Mitre fence and eccentric holder can be moved along entire length of sliding table
- Solid saw unit guarantees precise work free from vibrations
- Machine body consists of torsion-free combination of steel and grey cast-iron
- Extractable telescopic fence (max. 2260 mm), mountable on front or rear of square of table
- Solid parallel fence with magnifying glass allows for high user comfort
- Handwheel and scale allow for up to a 45° sawblade tilt
- Powerful motor guarantees optimal cutting capacity even at continuous operation
- Large grey cast-iron machine table, accurately manufactured and polished

Square table
with roll



Complete with robust parallel fence, 40 mm round rod guide designed for heavy work loads.



The oversize sliding table runs smoothly and maintenance-free on hardened prism-shaped guide.



Oversize work table includes table extension for cutting width up to 1200 mm.

Standard accessories:

- Carbide sawblade 315 x 3,0 x 30 mm / 40T
- Scoring sawblade 90 x 20 mm / 12T
- Protective sawblade cover with dust extraction outlet
- Connector hose with Y-piece
- Mitre fence with eccentric holder
- Mitre fence
- End stop
- Table extension
- Table enlargement
- Extractable telescopic fence
- Stop with fine adjustment
- Square table with roll
- Push stick
- Tools

Serially with
scoring unit



Technical data

Basic 2000 Pro

Table size	800 x 385 mm
Sliding table	2000 x 270 mm
Cutting length	2000 mm
Max. sawblade diameter	315 x 30 mm
Max. cutting height 90° / 45°	100 / 80 mm
Cutting width on rip fence	1200 mm
Table height	860 mm
Table extension	500 x 310 mm
Table enlargement	800 x 880 mm
Square table with roll	755 x 580 mm
Speed main sawblade	4000 rpm
Speed scoring sawblade	5800 rpm
Scoring sawblade	90 x 20 mm
Dust extraction outlet	100 mm
Motor power output S ₁ 100%	3,8 kW (5,1 HP)
Motor power input S ₆ 40%	5,3 kW (7,2 HP)
Voltage	400 V
Machine dimension (W x D x H)	2000 x 2800 x 1140 mm
Weight approx.	270 kg
Art. no.	09-1129



The Basic 2000 Pro sliding table saw features a tiltable sawblade and comes equipped with a scoring unit to meet the requirements of professional users. State-of-the-art technical solutions, such as high user comfort, powerful drive as well as smooth running sliding table are only some of the highlights of this model.

Basic 2000 Pro



Square table with roll ensures convenient machining of large workpieces.

BERNARDO
www.bernardo.at
SEMIPROFESSIONAL



The protective sawblade cover with integrated dust port is connected at riving knife. Standard equipment includes a scoring unit.



€2.340,-
Price excl. VAT

BEST PRICE!

Optional accessories:

	Art. no.	excl. VAT
Set of sawblades (3 pcs.) 315 mm, in aluminium case	17-1653	€ 89,-
Scoring sawblade 90 x 20 mm	17-1603	€ 45,-
Dust collector DC 300 / 400 V	12-2045	€ 295,-

Optional accessories:

	Art. no.	excl. VAT
Dust collector DC 400 / 400 V	12-2060	€ 305,-
PU-tube diam 100 mm (6 m)	12-1077	€ 100,-
Automatic start-up ALV 10 / 1 M	12-1150	€ 136,-

BERNARDO
www.bernardo.at

Should you have any questions, please feel free to contact our service center +43 / 732 / 664015

Sliding table saws

Basic Pro - Serie

- Solid square table helps support large and heavy sheet material
- Extractable telescopic fence (up to 2260 mm), mountable at front or rear of square table
- Powerful drive motor guarantees optimal cutting capacity even at continuous operation
- Mitre fence and downholder can be moved along the entire sliding table length
- Complete with table extensions and enlargement for better support of large sheet material
- Solid saw unit guarantees accurate work free from vibrations
- Aluminium sliding table features hardened guide rails
- Machine body consists of torsion-free combination of steel and grey cast-iron
- Large grey cast-iron table, designed with top precision and polished finish
- Solid parallel fence with magnifying glass to maximize user comfort
- Handwheel and scale allows for sawblade tilt of up to 45°

**Best
Price**



The up to 45° tiltable saw unit can be set for cutting heights of up to 100 mm by using the handwheel.




Mitre fence – featuring end stop and eccentric holder – moveable along entire table length.



Standard accessories:

- Carbide sawblade 315 x 3,0 x 30 mm / 40T
- Scoring sawblade 90 x 20 mm / 12T
- Protective cover with dust extraction outlet
- Connector hose with Y-piece
- Mitre fence with eccentric holder
- Mitre fence
- End stop
- Table extension
- Table enlargement
- Extractable telescopic fence
- Stop with fine adjustment
- Square table with roll
- Push stick
- Tools

**Square table
with roll**



**Serially with
scoring unit**

Technical data	Basic 2600 Pro	Basic 2800 Pro	Basic 3200 Pro
Table size	800 x 385 mm	800 x 385 mm	800 x 385 mm
Sliding table	2600 x 270 mm	2800 x 270 mm	3200 x 270 mm
Cutting length	2600 mm	2800 mm	3300 mm
Max. sawblade diameter	315 x 30 mm	315 x 30 mm	315 x 30 mm
Max. cutting height 90° / 45°	100 / 80 mm	100 / 80 mm	100 / 80 mm
Cutting width on rip fence	1200 mm	1200 mm	1200 mm
Table height	860 mm	860 mm	860 mm
Table extension	500 x 310 mm	500 x 310 mm	500 x 310 mm
Table enlargement	800 x 880 mm	800 x 880 mm	800 x 880 mm
Square table with roll	755 x 580 mm	755 x 580 mm	935 x 580 mm
Speed main sawblade	4000 rpm	4000 rpm	4000 rpm
Speed scoring sawblade	5800 rpm	5800 rpm	5800 rpm
Scoring sawblade	90 x 20 mm	90 x 20 mm	90 x 20 mm
Dust extraction outlet	100 mm	100 mm	100 mm
Motor power output S ₁ 100%	3,8 kW (5,1 HP)	3,8 kW (5,1 HP)	3,8 kW (5,1 HP)
Motor power input S ₆ 40%	5,3 kW (7,2 HP)	5,3 kW (7,2 HP)	5,3 kW (7,2 HP)
Voltage	400 V	400 V	400 V
Machine dimension (W x D x H)	2600 x 2810 x 1140 mm	2800 x 2820 x 1140 mm	3200 x 2990 x 1140 mm
Weight approx.	300 kg	306 kg	312 kg
Art. no.	09-1130	09-1131	09-1132

The sliding table saws of the Basics Pro-series feature a tiltable saw blade and come complete with a scoring unit to meet the high demands of professional users. Sophisticated technical aspects such as the high user comfort, powerful drive and the smoothly running sliding table make these models stand out.

Basic Pro - Serie



Parallel fence with solid round rod guide (40 mm) can be used for cutting width of up to 1200 mm.



Complete with scoring unit for burr-free processing of sheet materials.



Extractable telescopic fence (up to 2260 mm) complete with precisely adjustable end stop.



€2.680,-
Price exd. VAT
Basic 2600 Pro

€2.790,-
Price exd. VAT
Basic 2800 Pro

€2.950,-
Price exd. VAT
Basic 3200 Pro

Optional accessories:

	Art. no.	excl. VAT
Set of sawblades (3 pcs.) 315 mm, in aluminium case	17-1653	€ 89,-
Scoring sawblade 90 x 20 mm	17-1603	€ 45,-
Dust collector DC 500 E / 400 V	12-2066	€ 395,-

Optional accessories:

	Art. no.	excl. VAT
Dust collector ASA 3500 / 400 V	12-2080	€ 365,-
PU-tube diam 100 mm (6 m)	12-1077	€ 100,-
Automatic start-up ALV 10 / 1 M	12-1150	€ 136,-

Sliding table saws

FKS Pro - Serie

- Extractable telescopic fence (up to 2260 mm) mountable at front or rear of square table, steplessly tiltable from 90° to 45°
- Important feature: Sawblade diameter 315 mm can be used when scoring unit is mounted
- Oversize work table and table extensions for cutting width up to 1200 mm come standard
- Powerful drive motor for constant cutting speed, even at cutting height of 100 mm
- Mitre fence and downholder can be moved along entire table length
- Aluminium parallel fence with micrometric fine adjustment and integrated magnifying glass
- Solid saw unit guarantees precise work, free from vibrations
- Solid square table with roller and telescopic arm guarantee high stability
- Anodized aluminium sliding table available in two lengths



Complete with scoring unit for burr-free processing of sheet materials.



The oversize sliding table runs smoothly and maintenance-free on hardened prism-shaped guide.



Easy adjustment of the mitre fence by a scale incorporated in the table



Practically positioned handwheel guarantees quick and easy sawblade height adjustment.



Tiltable parallel fence with micro-metric fine adjustment (advantage with oversize panels).



BEST PRICE!

**Square table
with roll**

**Serially with
scoring unit**

Technical data	FKS 1600 Pro	FKS 2000 Pro
Table size	800 x 380 mm	800 x 380 mm
Sliding table	1600 x 270 mm	2000 x 270 mm
Cutting length	1600 mm	2000 mm
Max. sawblade diameter	315 x 30 mm	315 x 30 mm
Max. cutting height 90° / 45°	100 / 80 mm	100 / 80 mm
Cutting width on rip fence	1200 mm	1200 mm
Table height	870 mm	870 mm
Table extension	500 x 310 mm	500 x 310 mm
Table enlargement	800 x 880 mm	800 x 880 mm
Square table with roller	700 x 580 mm	700 x 580 mm
Speed main sawblade	4000 rpm	4000 rpm
Speed scoring sawblade	5800 rpm	5800 rpm
Scoring sawblade	90 x 20 mm	90 x 20 mm
Dust extraction outlet	100 mm	100 mm
Motor power output S ₁ 100%	3,8 kW (5,1 HP)	3,8 kW (5,1 HP)
Motor power input S ₆ 40%	5,3 kW (7,2 HP)	5,3 kW (7,2 HP)
Voltage	400 V	400 V
Machine dimension (W x D x H)	1700 x 2800 x 1180 mm	2000 x 2900 x 1180 mm
Weight approx.	255 kg	280 kg
Art. no.	09-1124	09-1125



Standard accessories:

- Carbide sawblade 315 x 3,0 x 30 mm / 40T
- Scoring sawblade 90 x 3,0 x 20 mm / 12T
- Protective cover with dust extraction outlet
- Connector hose with Y-piece
- Mitre fence with eccentric holder
- Mitre fence
- End stop
- Table extension
- Table enlargement
- Rip fence
- Extractable telescopic fence
- Stop with fine adjustment
- Square table
- Push handle
- Push stick
- Tools

Many cutting tasks require the use of small and precise circular saws. The machines are often used in addition to large sliding table saws and ask for the same requirements such as precision, high user comfort, short conversion time and versatility. The BERNARDO circular saws FKS 1600 Pro and FKS 2000 Pro meet all these demands without sacrificing the aluminium sliding table which offers a lot of convenience when processing smaller workpieces.

FKS Pro - Serie



25 mm round rod allows for precise guiding of aluminium parallel fence.



Square table with roll ensures convenient machining of large workpieces.



Oversize work table includes table extension for cutting width up to 1200 mm.



€2.390,-

Price excl. VAT

FKS 1600 Pro

€2.490,-

Price excl. VAT

FKS 2000 Pro

BERNARDO®
SEMIPROFESSIONAL

Optional accessories:

	Art. no.	excl. VAT
Scoring sawblade 90 x 20 x 3 mm	17-1603	€ 45,-
Set of sawblades (3 pcs.) 315 mm, in aluminium case	17-1653	€ 89,-
Carbide sawblade Classic WZ - 315 x 72T	17-1050	€ 12,-
Dust collector DC 500 E / 400 V	12-2066	€ 395,-

Optional accessories:

	Art. no.	excl. VAT
PVC-tube diam. 100 mm (10 m)	12-1070	€ 93,-
PU-tube diam. 100 mm (6 m)	12-1077	€ 100,-
Automatic start-up ALV 10 / 1 M	12-1150	€ 136,-
Digital angle finder	31-1044	€ 48,-

Sliding table saws

FKS Pro - Serie

- Important feature: Sawblade diameter 315 mm can be used when scoring unit is mounted
- Solid square table with roller and telescopic arm guarantee high stability
- Anodized aluminium sliding table available in three lengths
- Powerful drive motor for constant cutting speed, even at cutting height of 100 mm
- Mitre fence and downholder can be moved along entire table length
- Oversize work table and table extensions for cutting width up to 1200 mm come standard
- Extractable telescopic fence (up to 2260 mm) mountable at front or rear of square table, steplessly tiltable from 90° to 45°
- Aluminium parallel fence with micrometric fine adjustment and integrated magnifying glass
- Solid saw unit guarantees precise work, free from vibrations



Sawblade cover, featuring integrated dust port, connected to riving knife. Standard equipment includes scoring unit.



Practically positioned handwheel guarantees quick and easy sawblade height adjustment.



Tiltable parallel fence with micro-metric fine adjustment (advantage with oversize panels).

Square table with roll

Serially with scoring unit

Standard accessories:

- Carbide sawblade 315 x 3,0 x 30 mm / 40T
- Scoring sawblade 90 x 3,0 x 20 mm / 12T
- Protective cover with dust extraction outlet
- Connector hose with Y-piece
- Mitre fence with eccentric holder
- Mitre fence
- End stop
- Table extension
- Table enlargement
- Rip fence
- Extractable telescopic fence
- Stop with fine adjustment
- Square table
- Push handle
- Push stick
- Tools



Technical data	FKS 2600 Pro	FKS 2800 Pro	FKS 3200 Pro
Table size	800 x 380 mm	800 x 380 mm	800 x 380 mm
Sliding table	2600 x 270 mm	2800 x 270 mm	3200 x 270 mm
Cutting length	2600 mm	2800 mm	3200 mm
Max. sawblade diameter	315 x 30 mm	315 x 30 mm	315 x 30 mm
Max. cutting height 90° / 45°	100 / 80 mm	100 / 80 mm	100 / 80 mm
Cutting width on rip fence	1200 mm	1200 mm	1200 mm
Table height	870 mm	870 mm	870 mm
Table extension	500 x 310 mm	500 x 310 mm	500 x 310 mm
Table enlargement	800 x 880 mm	800 x 880 mm	800 x 880 mm
Square table with roller	700 x 580 mm	880 x 580 mm	880 x 580 mm
Speed main sawblade	4000 rpm	4000 rpm	4000 rpm
Speed scoring sawblade	5800 rpm	5800 rpm	5800 rpm
Scoring sawblade	90 x 20 mm	90 x 20 mm	90 x 20 mm
Dust extraction outlet	100 mm	100 mm	100 mm
Motor power output S ₁ : 100%	3,8 kW (5,1 HP)	3,8 kW (5,1 HP)	3,8 kW (5,1 HP)
Motor power input S ₆ : 40%	5,3 kW (7,2 HP)	5,3 kW (7,2 HP)	5,3 kW (7,2 HP)
Voltage	400 V	400 V	400 V
Machine dimension (W x D x H)	2600 x 2900 x 1180 mm	2800 x 2900 x 1180 mm	3200 x 3860 x 1180 mm
Weight approx.	318 kg	324 kg	330 kg
Art. no.	09-1126	09-1127	09-1128

€2.850,-

Price exd. VAT

FKS 2000 Pro

€2.990,-

Price exd. VAT

FKS 3200 Pro

The FKS-series sliding table saws are available with a table length of 2600, 2800 or 3200 mm. Part of the standard equipment is a 3.8 kW motor, a sawblade (diameter 315 mm) for cutting height up to 100 mm and scoring unit for smooth processing of coated sheet materials.

FKS Pro - Serie



Parallel fence with solid round rod guide (40 mm) can be used for cutting width of up to 1200 mm.



Mitre fence for small workpieces, moveable along entire table length.



The steplessly tiltable telescopic fence (2x 45°) can be mounted at the front or rear of the square table.



€2.680,-

Price excl. VAT

FKS 2600 Pro

BEST PRICE!

BERNARDO
SEMIPROFESSIONAL

Optional accessories:

	Art. no.	excl. VAT
Scoring sawblade 90 x 20 x 3 mm	17-1603	€ 45,-
Set of sawblades (3 pcs.) 315 mm, in aluminium case	17-1653	€ 89,-
Carbide sawblade Classic WZ - 315 x 72T	17-1050	€ 12,-
Dust collector DC 500 E / 400 V	12-2066	€ 395,-

Optional accessories:

	Art. no.	excl. VAT
PVC-tube diam. 100 mm (10 m)	12-1070	€ 93,-
PU-tube diam. 100 mm (6 m)	12-1077	€ 100,-
Automatic start-up ALV 10 / 1 M	12-1150	€ 136,-
Digital angle finder	31-1044	€ 48,-


Sliding table saw

Procut 3200

- Serially equipped with a digital indication of the adjusted cutting angle
- Aluminium sliding table features hardened guide rails
- Table extension and enlargement for supporting oversize sheet material come standard
- Solid square table for machining of oversize, heavy sheet material without needing extra support
- Powerful drive motor guarantees optimal cutting capacity even at continuous operation
- Parallel fence with solid 40 mm round rod guide can be tilted away
- Scoring unit with independent motor comes standard
- Solid saw unit guarantees precise processing, free from vibrations
- Torsion-free machine body is a combination of steel and grey cast-iron
- Mitre fence and downholder can be moved along entire table length



Parallel fence with solid round rod guide can be used for cutting width of up to 1250 mm.



When cutting large pieces, parallel fence can be tilted down.



Square table can be moved along the entire sliding table length and taken off at any position. The telescopic fence, featuring 2 solid tiltable stops, allows precise adjustments.



User-friendly height and side adjustment of scoring unit.

BERNARDO
www.bernardo.at
SEMIPROFESSIONAL

Square table with roll



Technical data

Procut 3200

Table size	990 x 560 mm
Sliding table	3200 x 375 mm
Cutting length	3100 mm
Max. sawblade diameter	300 x 30 mm
Max. cutting height 90° / 45°	80 / 65 mm
Cutting width on rip fence	1250 mm
Table height	860 mm
Table extension	575 x 555 mm
Table enlargement	635 x 765 mm
Square table with roll	1110 x 860 mm
Speed main sawblade	4000 / 6000 rpm
Speed scoring sawblade	8000 rpm
Scoring sawblade	120 x 20 mm
Dust extraction outlet	100 mm
Motor power output S ₁ 100%	4,0 kW (5,5 HP)
Motor power input S ₆ 40%	5,5 kW (7,5 HP)
Motor scoring unit	0,75 kW
Voltage	400 V
Machine dimension (W x D x H)	3370 x 3200 x 1620 mm
Weight approx.	550 kg
Art. no.	09-1179

Standard accessories:

- Digital cutting angle indication
- Protective cover with infeed roller
- Mitre fence
- Eccentric holder
- Table extension
- Extractable telescopic fence
- Longitudinal stop
- Square table with roll
- Push stick
- Scoring unit with independent motor
- Tools

Serially with scoring unit

Digital cutting angle indication

The Procut 3200 is a precise sliding table saw for professional users. The torsion-free machine body made of a steel and grey-cast iron combination and the solid saw unit with a powerful drive motor guarantee a smooth run and a constant cutting speed. Additionally this machine is equipped with a digital cutting angle indication.


Procut 3200



Precise setting of the required cutting angle using a digital display.



Complete with scoring unit for burr-free processing of sheet materials.



Torsion-free aluminium sliding table features smooth guiding to guarantee precise working.



€3.290,-*
Price exd. VAT



Central lubrication for the main spindle comes standard.

Optional accessories:

	Art. no.	excl. VAT
Sawblades diam. 300 mm, 3 pcs., in aluminium case	17-1652	€ 83,-
Carbide sawblade 300 x 3,2 x 30 mm, 96T	18-1001A	€ 37,-
Scoring sawblade 120 x 20 mm, 24T	18-1004	€ 27,-
Dust collector DC 500 E / 400 V	12-2066	€ 395,-

Optional accessories:

	Art. no.	excl. VAT
PVC-tube diam. 100 mm (10 m)	12-1070	€ 93,-
PU-tube diam. 100 mm (6 m)	12-1077	€ 100,-
Automatic start-up ALV 10 / 1 M	12-1150	€ 136,-

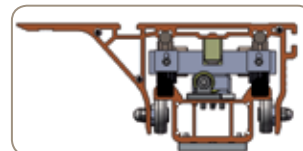
BERNARDO®
www.bernardo.at

You are welcome to request our current special offer catalogue at www.bernardo.at

Sliding table saws

Classic 1300 C Classic 1600 C

- Smoothly running, precise sliding table features hardened prism-shaped guide
- Square table with roll ensures user-friendly operation of large workpieces
- Powerful motor with high torque, designed for optimal cutting capacity
- Handwheel features scale for sawblade tilt up to 45°
- Telescopic fence complete with 2 end stops
- Solid saw unit, featuring grey cast-iron tilting elements, supported on both sides
- Table extension for cutting width up to 1295 mm part of equipment
- Parallel fence can be folded down and includes micrometric fine adjustment (advantage for large sheet material)
- Large, grey cast-iron table, designed and polished with high accuracy
- Complete with independently driven scoring unit (0.75 kW motor)



When cutting large pieces, parallel fence can be tilted down.



The oversize sliding table runs smoothly and maintenance-free on hardened prism-shaped guide.



Parallel fence with micrometric fine adjustment can be used for cutting widths up to 1295 mm.



Sawblade cover, featuring integrated dust port, connected to riving knife. Standard equipment includes a scoring unit.



Square table can be moved along the entire sliding table length and taken off at any position. The telescopic fence, featuring 2 solid tiltable stops, allows precise adjustments.



Technical data	Classic 1300 C	Classic 1600 C
Table size	935 x 620 mm	935 x 620 mm
Sliding table	1300 x 360 mm	1600 x 360 mm
Cutting length	1300 mm	1600 mm
Max. sawblade diameter	315 x 30 mm	315 x 30 mm
Max. cutting height 90° / 45°	90 / 60 mm	90 / 60 mm
Cutting width on rip fence	1295 mm	1295 mm
Table height	850 mm	850 mm
Table extension	750 x 600 mm	750 x 600 mm
Square table with roll	725 x 550 mm	725 x 550 mm
Speed main sawblade	4000 / 6000 rpm	4000 / 6000 rpm
Speed scoring sawblade	8000 rpm	8000 rpm
Scoring sawblade	120 x 20 mm	120 x 20 mm
Dust extraction outlet	100 mm	100 mm
Motor power output S ₁ 100%	4,0 kW (5,5 HP)	4,0 kW (5,5 HP)
Motor power input S ₆ 40%	5,5 kW (7,5 HP)	5,5 kW (7,5 HP)
Motor scoring unit	0,75 kW	0,75 kW
Voltage	400 V	400 V
Machine dimension (W x D x H)	1550 x 2920 x 1560 mm	1680 x 3000 x 1520 mm
Weight approx.	530 kg	550 kg
Art. no.	09-1160B	09-1165B



Longitudinal fence stop can be used on both sides for accurate setting of cutting width on telescopic fence.

Standard accessories:

- Protective cover with infeed roller
- Mitre fence
- End stop
- Table extension
- Extractable telescopic fence
- Longitudinal stop
- Square table with roll
- Push stick
- Scoring unit with independent motor
- Tools

Many cutting tasks require the use of small and precise circular saws. The machines are often used in addition to large sliding table saws and ask for the same requirements such as precision, high user comfort, short conversion time and versatility. The BERNARDO circular saws Classic 1300 C and Classic 1600 C meet all these demands without sacrificing the aluminium sliding table which offers a lot of convenience when processing smaller workpieces.

Classic 1300 C Classic 1600 C



The T-slot on sliding table allow for mounting of several accessories, such as end stop, eccentric clamp, telescopic fence etc.



Handwheel with scale



Saw unit – tiltable up to 45° - can be adjusted by handwheel for cutting heights up to 90 mm.

€2.990,-*
Price exd. VAT
Classic 1300 C

€3.100,-*
Price exd. VAT
Classic 1600 C



Optional accessories:

	Art. no.	excl. VAT
Sawblades diam. 315 mm, 3 pcs., in aluminium case	17-1653	€ 89,-
Carbide sawblade 300 x 3,2 x 30 mm, 96T	18-1001A	€ 37,-
Scoring sawblade 120 x 20 mm, 24T	18-1004	€ 27,-
Eccentric holder	09-1425	€ 89,-

Optional accessories:

	Art. no.	excl. VAT
Dust collector DC 500 E / 400 V	12-2066	€ 395,-
PVC-tube diam. 100 mm (10 m)	12-1070	€ 93,-
PU-tube diam. 100 mm (6 m)	12-1077	€ 100,-
Automatic start-up ALV 10 / 1 M	12-1150	€ 136,-

Sliding table saws

Classic 2500 C Classic 3200 C

- Aluminium sliding table features hardened guide rails
- Table extension and enlargement for supporting oversize sheet material come standard
- Solid square table for machining of oversize, heavy sheet material without needing extra support
- Powerful drive motor guarantees optimal cutting capacity even at continuous operation
- User-friendly read of set angles directly at handwheel
- Scoring unit with independent motor comes standard
- Extractable telescopic fence (up to 3100 mm), mountable at front and rear of square table
- Solid saw unit guarantees precise processing, free from vibrations
- Torsion-free machine body is a combination of steel and grey cast-iron
- Parallel fence with solid 40 mm round rod guide can be tilted away


Serially with
scoring unit




The steplessly tiltable (2 x 45°) telescopic fence can be mounted at front or rear of square table.



Parallel fence with quick and fine adjustment for cutting width up to 1295 mm.



Solid saw unit features grey cast-iron tilting elements supported on both sides.



Excellent value
for money

Technical data	Classic 2500 C	Classic 3200 C
Table size	935 x 620 mm	935 x 620 mm
Sliding table	2500 x 370 mm	3200 x 370 mm
Cutting length	2500 mm	3200 mm
Max. sawblade diameter	315 x 30 mm	315 x 30 mm
Max. cutting height 90° / 45°	90 / 65 mm	90 / 65 mm
Cutting width on rip fence	1295 mm	1295 mm
Table height	850 mm	850 mm
Table extension	600 x 615 mm	600 x 615 mm
Table enlargement	900 x 600 mm	900 x 600 mm
Square table with roll	1210 x 860 mm	1210 x 860 mm
Speed main sawblade	4000 / 6000 rpm	4000 / 6000 rpm
Speed scoring sawblade	8000 rpm	8000 rpm
Scoring sawblade	120 x 20 mm	120 x 20 mm
Dust extraction outlet	100 mm	100 mm
Motor power output S ₁ 100%	4,0 kW (5,5 HP)	4,0 kW (5,5 HP)
Motor power input S ₆ 40%	5,5 kW (7,5 HP)	5,5 kW (7,5 HP)
Motor scoring unit	0,75 kW	0,75 kW
Voltage	400 V	400 V
Machine dimension (W x D x H)	2660 x 3460 x 1520 mm	3445 x 3560 x 1570 mm
Weight approx.	650 kg	710 kg
Art. no.	09-1170BXL	09-1175BXL

Standard accessories:

- Protective cover with infeed roller
- Mitre fence
- End stop
- Table extension
- Extractable telescopic fence
- Longitudinal stop
- Square table with roller
- Push stick
- Scoring unit with independent motor
- Tools

The Classic 2500 C and Classic 3200 C circular saws feature a tiltable sawblade, meet most demands of craftsmanship and are ideal models for price-conscious small to medium sized businesses. The robust construction and generous machine dimensions offer great working conditions when cutting solid timber and oversized sheet material – even decorative panels can be cut by using the scoring unit (part of standard equipment).

Classic 2500 C Classic 3200 C

€3.490,-*
Price excl. VAT

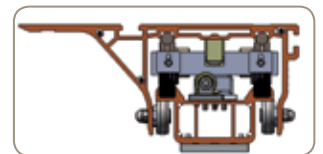
Classic 2500 C

€3.690,-*
Price excl. VAT

Classic 3200 C



Picture shows optionally available pneumatic clamping device.



User-friendly height and side adjustment of scoring unit.

BERNARDO®
www.bernardo.at
SEMIPROFESSIONAL

Optional accessories:

	Art. no.	excl. VAT
Sawblades diam. 315 mm, 3 pcs., in aluminium case	17-1653	€ 89,-
Carbide sawblade 300 x 3,2 x 30 mm, 96T	18-1001A	€ 37,-
Scoring sawblade 120 x 20 mm, 24T	18-1004	€ 27,-
Eccentric holder	09-1425	€ 89,-
Pneumatic clamp device f. Classic 2500 C	09-1425A	€ 551,-

Optional accessories:

	Art. no.	excl. VAT
Pneumatic clamp device f. Classic 3200 C	09-1426	€ 551,-
Dust collector DC 500 E / 400 V	12-2066	€ 395,-
PVC-tube diam. 100 mm (10 m)	12-1070	€ 93,-
PU-tube diam. 100 mm (6 m)	12-1077	€ 100,-
Automatic start-up ALV 10 / 1 M	12-1150	€ 136,-

BERNARDO®
www.bernardo.at

For our current offers please go to our Bernardo-Newsletter

Sliding table saw

Topcut 3200 ER

- Powerful drive motor (5.5 kW) features a high torque, designed for optimal cutting capacity
- Smooth running sliding table on double rollers locks at middle or end position for precise cuts
- Maximum sawblade diameter 400 mm for cutting height up to 125 mm
- Square table with roll for more convenience with oversize workpieces
- Tilttable parallel fence with micro-metric fine adjustment (advantage with oversize panels)
- Equipped with separately driven scoring unit (motor power 0.75 kW)
- Solid saw unit with grey cast iron tilting elements supported on both sides
- Table extension for cutting width up to 1300 mm
- All aluminium parts (square table, fences etc.) are anodized
- Extractable telescopic fence (up to 3200 mm) can be mounted at front or back of square table, stepless tilttable between 90° and 45°.

Serially with
scoring unit



Double roller system ensures a smooth and precise run.




Longitudinal stop useable on both sides and guarantees precise adjustment of cutting width on telescopic fence.



Oversize square table can be moved along the entire cutting length and can be detached at any position. The extractable telescopic fence with 2 large tiltable stops can be adjusted precisely.



Solid saw unit features grey cast-iron tilting elements supported on both sides.



BERNARDO
www.bernardo.at
PROFESSIONAL

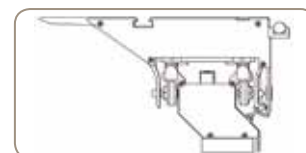
Technical data

Topcut 3200 ER

Table size	1100 x 735 mm
Sliding table	3200 x 400 mm
Cutting length	3200 mm
Max. sawblade diameter	400 x 30 mm
Max. cutting height 90° / 45°	125 / 88 mm
Cutting width on rip fence	1300 mm
Table height	890 mm
Table extension	600 x 615 mm
Table enlargement	825 x 750 mm
Square table with roll	1240 x 860 mm
Speed main sawblade	3000 / 4000 / 5000 rpm
Speed scoring sawblade	8000 rpm
Scoring sawblade	120 x 20 mm
Dust extraction outlet	100 mm
Motor power output S ₁ 100%	5,5 kW (7,5 HP)
Motor power input S ₆ 40%	7,5 kW (10 HP)
Motor scoring unit	0,75 kW
Voltage	400 V
Machine dimension (W x D x H)	3420 x 3600 x 1610 mm
Weight approx.	850 kg
Art. no.	09-1180BXL

Standard accessories:

- Electric sawblade height adjustment
- Digital cutting height indication
- Sawblade cover with infeed roller
- Eccentric holder
- Table extension
- Extractable telescopic fence
- Longitudinal stop
- Square table with roll
- Push stick
- Scoring unit with independent motor
- Tools



The Topcut 3200 ER is a precise sliding table saw for professional users. The torsion-free machine body made of a steel and grey-cast iron combination and the solid saw unit with a powerful drive motor guarantee a smooth run and a constant cutting speed. Additionally this machine is equipped with an electric sawblade height adjustment and a digital cutting height indication.

Topcut 3200 ER




Parallel fence with solid round rod guide can be used for cutting width of up to 1300 mm.



Tiltable parallel fence with micro-metric fine adjustment (advantage with oversize panels).



The big dimensioned sawblade cover is serially equipped with an integrated infeed roller.



3 speeds
3000 / 4000 / 5000 rpm

Digital cutting height indication

Electric sawblade height adjustment

€5.090,-*
Price exd. VAT



Optional accessories:

	Art. no.	excl. VAT
Carbide sawblade 400 x 4,0 x 30 mm, 96T	18-1003	€ 44,-
Scoring sawblade 120 x 20 mm, 24T	18-1004	€ 27,-
Eccentric holder	09-1425	€ 89,-
Dust collector DC 500 E / 400 V	12-2066	€ 395,-

Optional accessories:

	Art. no.	excl. VAT
PU-tube diam. 100 mm (6 m)	12-1077	€ 100,-
Pneumatic clamp device f. Topcut 3200 ER	09-1426A	€ 551,-
Automatic start-up ALV 10 / 1 M	12-1150	€ 136,-
Digital angle finder	31-1044	€ 48,-

BERNARDO®
www.bernardo.at

Spindle moulder

T 500 PR

The ideal table spindle moulder for craftsmen looking for a combination of high performance and precision at minimum space requirements. Comes complete with roller table to raise user comfort significantly.

- Solid moulding fence features finely adjustable aluminium stop bars
- Roller table, as standard, for maximum operating comfort
- Torsion-free, grey cast-iron machine table for maximum accuracy
- Oversize moulding fence with dust extraction outlet 100 mm
- V-belt allows for fast and convenient speed change
- Ergonomically arranged switches and control elements guarantee high work comfort
- Generous, grey cast-iron construction of moulder unit



Spindle moulding fence comes complete with fine adjustment. Integrated dust outlet ensures proper dust removal.



Precisely manufactured and polished grey cast-iron roller table comes standard.



Practically positioned handwheel guarantees quick and easy spindle height adjustment.



V-belt allows for fast and convenient speed change.

€795,-

Price excl. VAT

VOLTAGE

Alternatively in
230 V or 400 V



Standard accessories:

- Roller table
- Downholder
- Stop bar
- Protective and pressing device

BERNARDO
www.bernardo.at
HOBBY

Technical data

T 500 PR

Table size	600 x 400 mm
Table size roller table	400 x 250 mm
Working height	820 mm
Spindle diameter	30 mm
Height adjustment of spindle	110 mm
Working length of spindle	105 mm
Max. tool diameter	160 mm
Max. tool diameter concealed	160 mm
Spindle speed	1400/3790/5670/8650 rpm
Motor power output S ₁ 100%	1,5 kW (2,0 HP)
Motor power input S ₆ 40%	2,1 kW (2,8 HP)
Voltage	230 V or 400 V
Machine dimension (W x D x H)	1040 x 1070 x 1130 mm
Weight approx.	99 kg
Art. no.	09-1254B (230 V) 09-1255B (400 V)

Optional accessories:

	Art. no.	excl. VAT
Dust collector DC 230 E / 230 V with tube (2,5 m)	12-2043	€ 198,-
Dust collector DC 230 E / 400 V with tube (2,5 m)	12-2044	€ 198,-
Dust collector with cartridge filter DC 250 CF / 230 V	12-2085	€ 363,-
PU-tube diam. 100 mm (6 m)	12-1077	€ 100,-
Automatic start-up ALV 2 / M 230 - 230 V	12-1152	€ 81,-
Power feeder Baby M 3	13-1005	€ 351,-
Universal cutter head set 100 x 40 x 30 mm	16-2349	€ 142,-

Spindle moulder

T 500 PF

The T 500 PF - an enhanced version of the T 500 PR model - features a sliding table to widen the range of applications enormously and make it an attractive option for experienced amateurs.

- Solid, oversize grey cast-iron table ensures vibration-free run
- Smooth sliding table for easier processing of oversize workpieces
- 4 speed settings come standard to allow for optimal adjustment to each workpiece
- Solid moulder unit with powerful motor
- Robust moulding fence with finely adjustable aluminium stop bars
- Dynamically balanced moulder spindle ensures precise running
- Complete with mitre fence and downholder



The stop bars of the moulding fence can easily and quickly be adjusted to each cutting tool. The standard protective device eliminates the risk of workpiece kickback.

OPTIMUM

4 spindle speeds



Electronic display of spindle speed settings.



Complete with mitre fence which can be tilted from -60° to +60°.

Left and right turning

BERNARDO
www.bernardo.at
HOBBY



The interchangeable spindle shortens processing times when working on series.

VOLTAGE

Alternatively in 230 V or 400 V

Standard accessories:

- Interchangeable spindle 30 mm
- Interchangeable spindle for end mills 6, 8, 12 mm
- Collets 6, 8, 12 mm
- Sliding table
- Mitre fence
- Digital speed indication
- Downholder
- Stop bar
- Protective and pressing device

Technical data	T 500 PF
Table size	600 x 400 mm
Table size sliding table	1000 x 215 mm
Working height	820 mm
Spindle diameter	30 mm
Height adjustment of spindle	110 mm
Working length of spindle	95 mm
Max. tool diameter	160 mm
Max. tool diameter concealed	160 mm
Spindle speed	1400/3790/5670/8650 rpm
Motor power output S ₁ 100%	1,5 kW (2,0 HP)
Motor power input S ₆ 40%	2,1 kW (2,8 HP)
Voltage	230 V or 400 V
Machine dimension (W x D x H)	1040 x 730 x 1130 mm
Weight approx.	97 kg
Art. no.	09-1251B (230 V) 09-1252B (400 V)



€880,-
Price exd. VAT

Optional accessories:

	Art. no.	excl. VAT
Interchangeable spindle 30 mm	09-1253C	€ 37,-
Interchangeable spindle for end mills 6, 8, 12 mm	09-1253D	€ 37,-
Collets 6, 8, 12 mm	09-1253F	€ 47,-
Dust collector DC 230 E / 230 V with tube (2,5 m)	12-2043	€ 198,-
Dust collector DC 230 E / 400 V with tube (2,5 m)	12-2044	€ 198,-
Dust collector with cartridge filter DC 250 CF / 230 V	12-2085	€ 363,-
PU-tube diam. 100 mm (6 m)	12-1077	€ 100,-
Power feeder AF 32 / 400 V	13-1015	€ 463,-
Universal cutter head set 100 x 40 x 30 mm	16-2349	€ 142,-

BERNARDO
www.bernardo.at

Spindle moulder

T 600 R

The T 600 R table spindle moulder comes complete with a roller table.
This model is extremely popular among experienced amateurs.

- Roller table featuring mitre fence significantly raises user comfort
- V-belt allows for quick and easy speed change
- Robust construction ensures vibration-free run
- Mitre fence with downholder is part of standard equipment
- Solid moulding fence features anodized stop bars
- Ergonomically arranged control elements and switches for high work comfort
- Solid moulder unit features high-torque drive motor



V-belt allows for quick and easy speed change.



Roller table – part of standard accessories – assists when processing oversize workpieces.



Spindle lock allows for quick and convenient change of cutting tools.

Solid construction

Standard accessories:

- Roller table
- Downholder
- Stop bar
- Mitre fence
- Protective and pressing device

VOLTAGE

Alternatively in
230 V or 400 V

Technical data

T 600 R

Table size	700 x 560 mm
Table size roller table	220 x 320 mm
Working height	870 mm
Spindle diameter	30 mm
Height adjustment of spindle	100 mm
Working length of spindle	80 mm
Max. tool diameter	200 mm
Max. tool diameter concealed	105 mm
Table opening	120 mm
Spindle speeds	3500 / 7000 rpm
Dust extraction outlet	100 mm
Motor power output S ₁ 100%	2,2 kW (3,0 HP)
Motor power input S ₆ 40%	3,0 kW (4,0 HP)
Voltage	230 V or 400 V
Machine dimension (W x D x H)	800 x 900 x 1200 mm
Weight approx.	196 kg
Art. no.	09-1256 (230 V) 09-1257 (400 V)

€998,-*
Price excl. VAT



Moulding fence is equipped with anodized aluminium stop bars.



BERNARDO®
HOBBY

Optional accessories:


	Art. no.	excl. VAT
Dust collector DC 230 E / 230 V with tube (2,5 m)	12-2043	€ 198,-
Dust collector DC 230 E / 400 V with tube (2,5 m)	12-2044	€ 198,-
Dust collector with cartridge filter DC 250 CF / 230 V	12-2085	€ 363,-
PU-tube diam. 100 mm (6 m)	12-1077	€ 100,-
Universal cutter head set 100 x 40 x 30 mm	16-2349	€ 142,-

Spindle moulder

T 650

The T 650 table spindle moulder comes complete with 4 speed settings and a right and left turning device to allow for optimal adjustment to each workpiece. The optionally available roller table makes the processing of oversize workpieces significantly easier.

- Electronic LED speed display, quick and easy to read
- Moulding fence features finely adjustable aluminium stop bars on both sides
- Machine body consists of torsion-free steel construction
- Complete with moulding fence featuring a dust port (diameter 100 mm) and sanding sleeve (diameter 75 mm)
- Large speed range – 4 settings from 1800 - 9000 rpm
- Oversize grey cast-iron moulder unit
- Dynamically balanced moulder spindle ensures accurate run



Complete with integral safety guides to ensure optimal safety.



Essential control elements and switches are all clearly arranged on right side of machine.



The optionally available roller table increases the range of applications significantly.

€1.180,-*
Price excl. VAT



The solid moulding fence can be adjusted for tools up to 200 mm. Stop bars on both sides feature fine adjustment.

€340,-
Price excl. VAT
Roller table

Standard accessories:

- Electric speed indication
- Sanding sleeve diam. 75 mm
- Left and right turning
- Integral safety guides
- Protective and pressing device

Left and right turning

Serially with integral safety guides



Technical data	T 650
Table size	690 x 480 mm
Roller table (optional)	500 x 480 mm
Working height	900 mm
Spindle diameter	30 mm
Height adjustment of spindle	100 mm
Working length of spindle	105 mm
Max. tool diameter	200 mm
Max. tool diameter concealed	180 mm
Table opening	200 mm
Spindle speed	1800 / 3000 / 6000 / 9000 rpm
Motor power output S ₁ 100%	2,8 kW (3,8 HP)
Motor power input S ₆ 40%	3,9 kW (5,3 HP)
Voltage	230 V
Machine dimension (W x D x H)	770 x 480 x 1200 mm
Weight approx.	160 kg
Art. no.	09-1260

Optional accessories:

	Art. no.	excl. VAT
Roller table with stop bar	09-1275	€ 340,-
Dust collector with cartridge filter DC 250 CF / 230 V	12-2085	€ 363,-
PU-tube diam. 100 mm (6 m)	12-1077	€ 100,-
Automatic start-up ALV 2 / M 230 - 230 V	12-1152	€ 81,-
Power feeder AF 32 / 230 V	13-1014	€ 463,-
Universal cutter head set 100 x 40 x 30 mm	16-2349	€ 142,-
Universal mobile base UF 300	56-1070	€ 68,-

Spindle moulder with tilting spindle

T 750


- Large, grey cast-iron work table
- LED speed indicator allows for quick and easy readout
- Ergonomically positioned controls and switches guarantee high work comfort
- Powerful motor, even at continuous operation
- Solid and easily tiltable moulder unit, tiltable from -5° to $+30^{\circ}$
- Dynamically balanced spindle ensures precise machine run
- V-belt ensures quick and easy speed change
- Sturdy moulding fence with dust port of 100 mm and integral safety guides



Sanding sleeve (diameter 75 mm) is part of standard equipment.



User-friendly position of controls elements, electronic speed display on LED indicator.



Moulding fence comes complete with fine adjustment. Integrated dust port ensures proper dust removal.

BERNARDO
www.bernardo.at
HOBBY



Standard accessories:

- Electronic speed indication
- Sanding sleeve diam. 75 mm
- Left and right turning
- Integral safety guides
- Protective and pressing device

**Serially with
integral safety guides**

Technical data

T 750

Table size	710 x 640 mm
Table size roller table (Option)	500 x 480 mm
Working height	910 mm
Spindle diameter	30 mm
Tilting spindle	-5° to $+30^{\circ}$
Height adjustment of spindle	100 mm
Working length of spindle	105 mm
Max. tool diameter	200 mm
Max. tool diameter concealed	180 mm
Table opening	200 mm
Spindle speed	1800 / 3000 / 6000 / 9000 rpm
Motor power output S_1 100%	2,8 kW (3,8 HP)
Motor power input S_6 40%	3,9 kW (5,3 HP)
Voltage	230 V or 400 V
Machine dimension (W x D x H)	790 x 640 x 1200 mm
Weight approx.	170 kg
Art. no.	09-1265 (230 V) 09-1270 (400 V)

Optional accessories:

	Art. no.	excl. VAT
Roller table with stop bar	09-1275	€ 340,-
Dust collector DC 300 / 400 V	12-2045	€ 295,-
PU-tube diam. 100 mm (6 m)	12-1077	€ 100,-
Automatic start-up ALV 10 / 1 M	12-1150	€ 136,-
Power feeder AF 32 / 400 V	13-1015	€ 463,-
Universal cutter head set 100 x 40 x 30 mm	16-2349	€ 142,-
Universal mobile base UF 300	56-1070	€ 68,-

The T 750 spindle moulder is the perfect combination of quality at a moderate price. The milling spindle tilts from -5° to $+30^{\circ}$, the extensive range of standard equipment as well as the optionally available roller table make this model immensely popular for various types of milling operations.

T 750

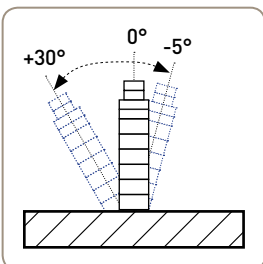


The optionally available roller table with extractable telescopic fence and eccentric holder widens the application range additionally.


€340,-
Price excl. VAT
Roller table



The grey cast-iron moulder unit is easily accessible, which allows for a hassle-free speed change.



€1.350,-*
Price excl. VAT



The integral safety guides made from anodized aluminium can be adjusted to any moulder tool and guarantee maximum safety.



VOLTAGE
Alternatively in
230 V or 400 V

Left and right turning

Spindle moulder with tilting spindle

T 800 F


- Smooth sliding table allows for easier processing of oversize workpieces
- Solid moulding fence features finely adjustable aluminium fence rails
- Quick and easy readout of spindle speed on digital display
- Mitre fence with eccentric holder is part of standard equipment
- Dynamically balanced moulder spindle ensures for precise run
- V-belt allows for fast and convenient speed change
- Solid square table for processing of oversize workpieces without needing extra support (optional extra)
- All aluminium parts (sliding table, fences etc.) are anodized
- Large, grey cast-iron moulder unit, tilts from +5° to -45°
- Moulder spindle tilts to the back which results in the following advantages:
 - optimal use of power feeder, high safety standards and immaculate finish



Electronic display of spindle speed settings.



Complete with sliding table to allow for convenient processing of oversize workpieces.



The aluminium stop bar can be mounted at the front or rear of the square table.

Left and right turning

€286,-

Price excl. VAT

Square table

Standard accessories:

- Sliding table
- Mitre fence with downholder
- Digital speed indication
- Left and right turning
- Table extension
- Protective and pressing device

Technical data

T 800 F

Table size	1000 x 360 mm
Table size sliding table	1000 x 240 mm
Size square table (optional)	600 x 410 mm
Working height	895 mm
Spindle diameter	30 mm
Tilting spindle	+5° to -45°
Height adjustment of spindle	100 mm
Working length of spindle	100 mm
Max. tool diameter	200 mm
Max. tool diameter concealed	180 mm
Table opening	200 mm
Spindle speed	1800 / 3000 / 6000 / 9000 rpm
Dust extraction outlet	100 mm
Motor power output S ₁ 100%	2,8 kW (3,8 HP)
Motor power input S ₆ 40%	3,9 kW (5,3 HP)
Voltage	230 V or 400 V
Machine dimension (W x D x H)	1240 x 710 x 1200 mm
Weight approx.	218 kg
Art. no.	09-1279 (230 V) 09-1280 (400 V)



Picture shows optionally available square table with stop bar.

Optional accessories:

	Art. no.	excl. VAT
Square table with stop bar	09-1281	€ 286,-
Dust collector DC 300 / 400 V	12-2045	€ 295,-
PU-tube diam. 100 mm (6 m)	12-1077	€ 100,-
Automatic start-up ALV 10 / 1 M	12-1150	€ 136,-
Power feeder AF 32 / 400 V	13-1015	€ 463,-
Universal cutter head set 100 x 40 x 30 mm	16-2349	€ 142,-

The T 800 F is a reliable spindle moulder with tilting spindle providing outstanding quality at a relatively low cost. The extensive range of applications and optimal work comfort were factored into the design of this model, as well as high safety standards and a user-friendly operating method.

T 800 F



The large opening on the front of machine ensures quick and easy speed change.

VOLTAGE

Alternatively in
230 V or 400 V



The aluminium stop bars can easily be adjusted to each cutting tool in a very short time – furthermore they feature fine adjustment.

BERNARDO
www.bernardo.at
SEMIPROFESSIONAL

€2.130,-
Price exd. VAT



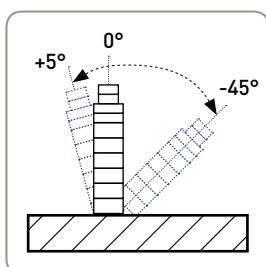
The electronic control elements are ergonomically arranged at the front of the machine.



BENEFIT

Spindle tilt
to the back

Solid
construction



BERNARDO
www.bernardo.at

For technical requests you can reach us by e-mail at service@pwa.at


Spindle moulders with tilting spindle

TS 900 F TS 1000 F

- Comes complete with right and left turning and electric spindle brake
- Oversize opening on machine front allows for simple belt change for speed setting
- Features interchangeable spindle to guarantee for high productivity
- Extra large, grey cast-iron milling unit, attached on both sides of milling table
- Moulding fence with both-sided finely adjustable aluminium fence rails
- Handwheel with analogue angle indicator display allows for spindle tilt
- Dust removal at moulding fence and under table
- Powerful drive motor with automatic star-delta starter
- Torsion-free, heavily reinforced, grey cast-iron work table, precisely manufactured and polished for top accuracy
- Tilting spindle with precision bearing mounted in top section to lengthen life span / minimize wear of bearings



Complete with mitre fence and extractable guide fence.



The milling spindle is tiltable (-10° to +45°) and can height adjustable (180 mm).



Oversize opening on machine front allows for easy belt change to adjust speed.

BERNARDO
www.bernardo.at
PROFESSIONAL

€5.121,-**

Price excl. VAT

TS 900 F



Serially with sliding table

Standard accessories:

- Sliding table
- Moulder fence FA-01
- Protective and pressing device
- Mitre fence with downholder
- Extractable stop bar
- Interchangeable spindle 30 mm
- Left and right turning
- LED speed indication
- Analogue angle indicator
- Electric spindle brake
- Automatic star-delta starter
- Connection for power feed

Technical data

	TS 900 F	TS 1000 F
Table size incl. sliding table	900 x 700 mm	1000 x 800 mm
Table size sliding table	900 x 230 mm	1000 x 260 mm
Travel of sliding table	840 mm	940 mm
Working height	880 mm	880 mm
Spindle diameter	30 mm	30 mm
Tilting spindle	-10° to +45°	-10° to +45°
Height adjustment of spindle	180 mm	180 mm
Working length of spindle	120 mm	120 mm
Max. tool diameter		
- at profiling	180 mm	250 mm
- at tenoning	225 mm	335 mm
Max. tool diameter concealed	180 mm	210 mm
Table opening	190 mm	220 mm
Spindle speed	1500 / 3500 / 5500 / 7500 / 9000 rpm	1500 / 3500 / 5500 / 7500 / 9000 rpm
Dust extraction outlet Ø	100 / 100 mm	125 / 100 mm
Motor power	4,0 kW (5,5 HP) - 400 V	5,5 kW (7,5 HP) - 400 V
Machine dimension (W x D x H)	900 x 850 x 1070 mm	1000 x 1020 x 1340 mm
Weight approx.	370 kg	480 kg
Art. no.	09-1300	09-1305


The TS 900F / TS 1000F spindle moulders with tilting spindle are reliable models featuring a work table with integrated sliding table as part of the standard equipment. The large number of applications, straightforward handling, extensive range of standard equipment and the immaculate finish make these machines ideal devices for professional users.

TS 900 F TS 1000 F



Solid grey cast-iron moulding fence can be used for tools up to 180 mm / 225 mm (TS 900 F) / and 250 / 335 mm (TS 1000 F). Guide rails on both sides are equipped with fine adjustment.

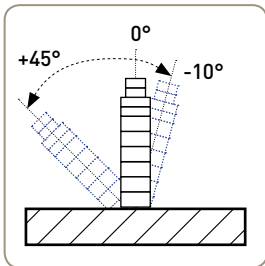
€5.804,-**
Price excl. VAT
TS 1000 F



Work table features integrated sliding table to maximize user comfort.



Ergonomically arranged handwheel allows for tilting of milling unit, set angle can be read out analogously.



Optional accessories:

Interchangeable spindle Ø 30 mm, l = 140 mm
Interchangeable spindle Ø 35 mm, l = 140 mm
Interchangeable spindle Ø 40 mm, l = 160 mm

Art. no.	excl. VAT
09-1326	€ 347,-
09-1327	€ 347,-
09-1328	€ 368,-

Optional accessories:

Collet set 6, 8, 12 mm
Moulding fence FA-02
Dust collector DC 500 E / 400 V

Art. no.	excl. VAT
09-1331	€ 165,-
09-1336	€ 2.071,-
12-2066	€ 395,-

Spindle moulders

T 1300 T 1300 E

- Handwheel with analogue display for spindle stroke
- Wide speed range – 5 settings – from 1500 to 9000 rpm
- Electronic speed display featuring LED for easy readout
- Complete with interchangeable spindle to guarantee productivity
- Dynamically balanced moulder spindle for precise run free from vibrations
- Clearly arranged control elements on front of machine
- Comes with table extension, infeed roller and extractable workpiece support for oversize workpieces (E-model)
- Handwheel allows for adjustment of moulder fence – digital display shows settings to 1/10 mm accuracy
- Powerful motor (5.5 kW) with star-delta starter for continuous operation
- Generously sized, grey cast-iron moulder unit guarantees top precision and long lifetime

Serially with interchangeable spindle



The interchangeable spindle does not change the setting of tools, which significantly reduces time when working on series.

€7.079,-**
Price excl. VAT
T 1300 E

Handwheel allows for fine adjustment of fence. Digital display ensures easy readout to 1/10 mm accuracy.



Oversize, grey cast-iron moulder unit features a dynamically balanced moulder spindle to ensure vibration-free operation which guarantees optimal results.



Mitre fence and eccentric downholder are part of standard equipment.

Technical data	T 1300	T 1300 E
Table size	1300 x 850 mm	2500 x 430 / 850 mm
Table extension left / right	-	each 600 x 430 mm
Working height	870 mm	870 mm
Spindle diameter	30 mm	30 mm
Height adjustment of spindle	180 mm	180 mm
Working length of spindle	130 mm	130 mm
Max. tool diameter		
- at profiling	260 mm	260 mm
- at tenoning	335 mm	335 mm
Max. tool diameter concealed	210 mm	210 mm
Table opening	220 mm	220 mm
Spindle speed	1500 / 3500 / 5500 / 7500 / 9000 rpm	1500 / 3500 / 5500 / 7500 / 9000 rpm
Dust extraction outlet	125 / 100 mm	125 / 100 mm
Motor power	5,5 kW (7,5 HP) - 400 V	5,5 kW (7,5 HP) - 400 V
Machine dimension (W x D x H)	1300 x 1080 x 1400 mm	2600 x 1080 / 1200 x 1400 mm
Weight approx.	530 kg	665 kg
Art. no.	09-1310	09-1311

Standard accessories:

- Moulding fence FA-02
- Protective and pressing device
- Mitre fence with downholder
- Interchangeable spindle 30 mm
- Left and right turning
- LED speed indication
- Analogue height indication
- Electric spindle brake
- Automatic star-delta starter
- Connection for power feed
- Table extension right/left (T 1300 E)
- Extractable support (T 1300 E)


The T 1300 / T 1300 E table spindle moulders' design was particular high safety standards and user-friendly operation in order to create good working conditions and guarantee optimal user comfort. The solid grey cast-iron and steel construction ensures durable quality and precision for a lifetime.

T 1300 T 1300 E



All control elements are positioned at the front of the machine.

Moulding fence and additional extractor under the table allows for proper dust removal, creating a clean working environment.



€5.876,-**
Price exd. VAT
T 1300

Solid construction

BERNARDO®
www.bernardo.at
PROFESSIONAL



Optional accessories:

Interchangeable spindle Ø 30 mm, l = 140 mm
Interchangeable spindle Ø 40 mm, l = 160 mm

Art. no.	excl. VAT
09-1326A	€ 347,-
09-1329	€ 368,-

Optional accessories:

Collet set 6, 8, 12 mm
Dust collector DC 500 E / 400 V

Art. no.	excl. VAT
09-1331	€ 165,-
12-2066	€ 395,-


Spindle moulders with tilting spindle

TS 1300 TS 1300 E


- Comes complete with right and left turning plus electric spindle brake
- Torsion-free, grey cast-iron, strongly reinforced machine table, precisely manufactured, immaculate finish for top accuracy
- Handwheel with analogue angle indicator for tilting of spindle (comes standard)
- Oversize, grey cast-iron milling unit, mounted on both sides of milling table
- Complete with table extension, infeed roller and extractable workpiece support for oversize workpieces (E-model)
- Handwheel allows for adjustment of moulder fence – digital display shows settings to 1/10 mm accuracy
- Powerful motor with automatic star-delta starter
- Straightforward belt change for easy speed settings at big opening on machine front
- Digital display for comfortable readout of milling spindle stroke with 1/10 mm accuracy
- Milling spindle with precision bearing mounted in top part to lengthen life span / reduce wear of bearings



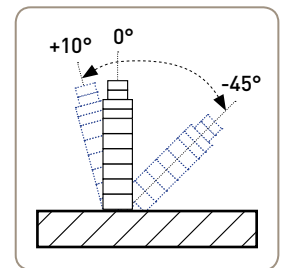
Control of electronic components at the front of the machine. LED displays show speed settings.



The infeed roller and extractable table extension allow better handling of oversize workpieces.



BENEFIT
Spindle tilt to the back



€7.365,-**
Price excl. VAT
TS 1300 E



Mitre fence and eccentric downholder are part of the standard equipment.

Technical data

	TS 1300	TS 1300 E
Table size	1310 x 970 mm	2510 x 430 / 970 mm
Table extension left / right	-	each 600 x 430 mm
Working height	915 mm	915 mm
Spindle diameter	30 mm	30 mm
Tilting spindle	+10° to -45°	+10° to -45°
Height adjustment of spindle	180 mm	180 mm
Working length of spindle	120 mm	120 mm
Max. tool diameter		
- at profiling	260 mm	260 mm
- at tenoning	360 mm	360 mm
Max. tool diameter concealed	310 mm	310 mm
Table opening	320 mm	320 mm
Spindle speeds	1500 / 3500 / 5500 / 7500 / 9000 rpm	1500 / 3500 / 5500 / 7500 / 9000 rpm
Dust extraction outlet	125 / 100 mm	125 / 100 mm
Motor power	5,5 kW (7,5 HP) - 400 V	5,5 kW (7,5 HP) - 400 V
Machine dimension (W x D x H)	1310 x 1230 x 1500 mm	2610 x 1230 x 1500 mm
Weight approx.	530 kg	664 kg
Art. no.	09-1312	09-1313

Standard accessories:

- Moulder fence FA-02
- Protective and pressing device
- Mitre fence with downholder
- Interchangeable spindle 30 mm
- Left and right turning
- LED speed indication
- Analogue angular indication
- Digital spindle stroke indication
- Electric spindle brake
- Automatic star-delta starter
- Connection for power feed
- Table extension right/left (TS 1300 E)
- Extractable support (TS 1300 E)

The TS 1300 / TS 1300 E are compact spindle moulders with a tilting spindle that tilts to the back which results in remarkable advantages, for instance ideal use of power feed and high safety aspects for the operator. The table extension with extractable workpiece support (model E) makes processing of oversize workpieces significantly easier.

TS 1300 TS 1300 E



Milling spindle tilts to the back, bringing several advantages, such as optimal use of the power feed, maximum safety and tidy milling results.

€6.161,-**
Price excl. VAT
TS 1300



Ergonomically arranged handwheel allows for tilting of milling unit – set angles can be read on digital indicator.

BERNARDO®
www.bernardo.at
PROFESSIONAL



Optional accessories:

Interchangeable spindle Ø 30 mm, l = 140 mm
Interchangeable spindle Ø 35 mm, l = 140 mm

Art. no.	excl. VAT
09-1326	€ 347,-
09-1327	€ 347,-

Optional accessories:

Interchangeable spindle Ø 40 mm, l = 160 mm
Collet set 6, 8, 12 mm

Art. no.	excl. VAT
09-1328	€ 368,-
09-1331	€ 165,-

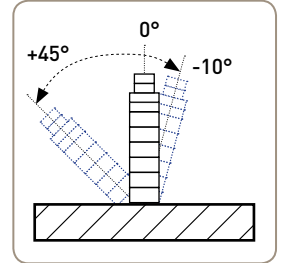
BERNARDO®
www.bernardo.at

You are welcome to request our current special offer catalogue at www.bernardo.at

Spindle moulders with tilting spindle

TS 1300 TC TS 1300 TCE

- Large speed range (5 settings) from 1500 to 9000 rpm
- Moulding fence features finely adjustable aluminium stop bars on both sides
- Handwheel with analogue angle indicator for tilting of spindle
- Electronic speed display – easy and comfortable read out on LED
- Complete with interchangeable spindle to achieve high productivity
- Logically arranged switch elements on machine front
- Tenoning carriage includes telescopic fence, tenoning hood (300 mm) and emergency-stop button
- Powerful motor (5.5 kW) with star-delta starter designed for continuous operation
- Large grey cast-iron moulder unit, tiltable from -10° to $+45^\circ$
- Includes table extension, infeed roller and extractable workpiece support for large workpieces (model E)



BERNARDO
www.bernardo.at
PROFESSIONAL



€10.129,-**
Price exd. VAT
TS 1300 TCE

Picture shows tenoning carriage, telescopic fence and eccentric holder. Tenoning hood suitable for workpiece diameter of up to 300 mm with table extension, infeed roller and extractable workpiece support on front of machine (model TCE).

Technical data

	TS 1300 TC	TS 1300 TCE
Table size	1300 x 850 mm	1910 x 430 / 850 mm
Table extension right	-	600 x 430 mm
Working height	870 mm	870 mm
Spindle diameter	30 mm	30 mm
Tilting spindle	-10° to $+45^\circ$	-10° to $+45^\circ$
Height adjustment of spindle	160 mm	160 mm
Working length of spindle	110 mm	110 mm
Max. tool diameter		
- at profiling	260 mm	260 mm
- at tenoning	335 mm	335 mm
Max. tool diameter concealed	210 mm	210 mm
Table opening	220 mm	220 mm
Spindle speed	1500 / 3500 / 5500 / 7500 / 9000 rpm	1500 / 3500 / 5500 / 7500 / 9000 rpm
Tenoning carriage		
Table size	900 x 360 mm	900 x 360 mm
Max. travel	830 mm	830 mm
Dust extraction outlet	125 / 100 mm	125 / 100 mm
Motor power	5,5 kW (7,5 HP) – 400 V	5,5 kW (7,5 HP) – 400 V
Machine dimension (W x D x H)	1310 x 1230 x 1500 mm	2610 x 1230 x 1500 mm
Weight approx.	530 kg	664 kg
Art. no.	09-1315	09-1314




Standard accessories:

- Moulding fence FA-01
- Protective and pressing device
- Tenoning hood
- Tenoning carriage and tiltable telescope fence
- Interchangeable spindle 30 mm
- Left and right turning
- LED speed indication
- Analogue angular indication
- Electric spindle brake
- Automatic star-delta starter
- Connection for power feed
- Table extension right (TS 1300 TCE)
- Extractable support (TS 1300 TCE)

The TS 1300 TC / TS 1300 TCE are heavy spindle moulders with tilting spindle featuring a tenoning carriage to make these models suitable for a wide range of applications. Achieve perfect results with these two models -whether it is profile trimming, shape milling, rotary milling or copy milling.

TS 1300 TC TS 1300 TCE



Moulding fence and additional dust extractor under table allow for thorough dust removal. Aluminium fences can be finely adjusted by turning two knobs.



The interchangeable spindle does not change the setting of tools, which significantly reduces time when working on series.



Oversize handwheels allow for precise adjustment of milling spindle.



€9.813,-**
Price excl. VAT
TS 1300 TC

Optional accessories:

	Art. no.	excl. VAT
Interchangeable spindle Ø 30 mm, l = 140 mm	09-1326	€ 347,-
Interchangeable spindle Ø 35 mm, l = 140 mm	09-1327	€ 347,-
Interchangeable spindle Ø 40 mm, l = 160 mm	09-1328	€ 368,-

Optional accessories:

	Art. no.	excl. VAT
Collet set 6, 8, 12 mm	09-1331	€ 165,-
Moulding fence FA-02	09-1336	€ 2.071,-
Dust collector DC 500 E / 400 V	12-2066	€ 395,-

Universal combined machine CWM 150

The CWM 150 is a handy, universal combi-machine offering a large range of applications: planing, thicknessing, sawing, milling, drilling. The small and compact construction makes this model ideal for amateurs.

- Precisely-bedded 2-knife cutterblock with HSS knives
- Aluminium sliding table complete with mitre fence
- All switches are clearly arranged on control panel
- Numerous applications on little space
- All aluminium parts (sliding table, fences etc.) are anodized
- Ideal price-to-performance ratio for amateurs and craftsmen
- Ideal for accurate planing of boards, panels, planks etc.

Sliding table features T-slot for mounting of mitre fence.



Mortising unit, a necessity for slotting and drilling, is part of standard equipment.



Technical data

CWM 150

Planer

Planing width	155 mm
Table length	615 mm
Table height	845 mm
Shaft rotation speed	6000 rpm
Cutter knives	2 pcs.
Planer shaft diameter	45 mm
Planer fence	735 x 100 mm
Fence tiltable	90° to 45°
Max. cutting depth	1,5 mm

Thicknesser

Table length	310 mm
Working width	150 mm
Working thickness, min/max.	10 - 92 mm
Max. cutting depth	1,0 mm
Feed speed	7,0 m/min
Dust extraction outlet	50 mm

Circular saw

Table size	420 x 615 mm
Table height	845 mm
Sliding table	745 x 120 mm
Cutting length	510 mm
Max. sawblade diameter	200 x 30 mm
Max. cutting height 90°	65 mm
Cutting width on rip fence	370 mm
Speed main sawblade	4200 rpm
Dust extraction outlet	60 mm

Spindle moulder

Height adjustment	45 mm
End mill collet	6, 8, 12 mm
Spindle speed	9000 rpm

Mortising unit

Table size	260 x 125 mm
Drill collet	6, 8, 10 mm
Max. drill depth	45 mm
Drill width	95 mm
Height adjustment	60 mm

Motor power	1,0 kW (1,36 HP)
Voltage	230 V
Machine dimension (W x D x H)	900 x 800 x 1000 mm
Weight approx.	49 kg
Art. no.	08-1249



Planer fence runs along side, tiltable from 90° to 45°.

€780,-
Price exd. VAT



Standard accessories:

- Planer knives 157 x 17 x 3 mm
- Planer fence
- Mortising unit
- Downholder
- Mitre fence
- Sliding table
- Moulding fence
- Carbide sawblade 200 x 2,6 x 30 mm / 20T
- Protective cover with dust extraction outlet
- Connector tube with Y-piece
- Stand
- Push stick
- Tools

BERNARDO
www.bernardo.at
HOBBY

Circular saw & spindle moulder FK 200 R

The FK 200 R circular saw & spindle moulder comes complete with a roller table.
The small and compact construction makes this model ideal for amateurs.

- Optimal price-to-performance ratio for amateurs and craftsmen
- Solid moulding fence with dust port of 100 mm
- Ergonomically arranged switches and control elements allow for high work comfort
- Solid, grey cast-iron table eliminates vibrations, constructed and polished with precision
- Practically positioned handwheels allow for convenient saw unit adjustment
- Roller table with aluminium fence ensures high user comfort
- Emergency stop button on front of machine increases safety
- Most suitable for accurate processing of panels, planks, boards etc.
- Dynamically balanced moulder spindle ensures for vibration-free run



The fences of moulding fence can easily and quickly be adjusted to different cutters. Part of the standard equipment is a protective device to avoid kickback of workpieces.




Grey, cast-iron roller table constructed and polished with top accuracy.



For angular cutting the sawblade can be tilted from 90° to 45°.

VOLTAGE
Alternatively in
230 V or 400 V



€1.500,-
Price excl. VAT
230 V

€1.520,-
Price excl. VAT
400 V

Technical data	FK 200 R
Circular saw	
Table size	900 x 410 mm
Table height	860 mm
Roller table	400 x 250 mm
Cutting length	670 mm
Max. sawblade diameter	200 x 30 mm
Max. cutting height 90° / 45°	60 / 50 mm
Cutting width on rip fence	410 mm
Speed main sawblade	4750 rpm
Dust extraction outlet	100 mm
Motor power output S ₁ 100%	1,1 kW (1,5 HP)
Motor power input S ₆ 40%	1,5 kW (2,0 HP)
Spindle moulder	
Spindle diameter	30 mm
Height adjustment	100 mm
Table opening	145 mm
Working length of spindle	70 mm
Max. tool diameter	
- at profiling	140 mm
- at tenoning	140 mm
Spindle speed	6500 rpm
Motor power output S ₁ 100%	1,4 kW (1,9 HP)
Motor power input S ₆ 40%	2,0 kW (2,7 HP)
Voltage	230 V or 400 V
Machine dimension (W x D x H)	1200 x 1190 x 1120 mm
Weight approx.	140 kg
Art. no.	08-1168 (230 V) 08-1169 (400 V)

Standard accessories:

- Mitre fence
- Downholder
- Connector tube with Y-piece
- Carbide sawblade 200 x 3,0 x 30 mm / 18T
- Protective cover with dust extraction outlet
- Aluminium fence with stop
- Roller table
- Table extension
- Moulding fence
- Push stick
- Tools

Optional accessories:

	Art. no.	excl. VAT
Carbide sawblade 200 x 3,0 x 30 mm / 20T	17-1117	€ 17,-
Universal cutter head set 100 x 40 x 30 mm	16-2349	€ 142,-
Dust collector DC 200 E / 230 V with tube (2,0 m)	12-2039	€ 165,-
Dust collector DC 230 E / 400 V with tube (2,5 m)	12-2044	€ 198,-
Automatic start-up ALV 2 / M 230 - 230 V	12-1152	€ 81,-




Circular saw and spindle moulder

FK 250 F

- Extractable telescopic fence mountable at front or rear of square table
- Solid square table for sufficient support when processing oversize panels
- Oversize, robust, grey cast-iron table eliminates vibrations
- Spindle moulder unit features 3 different speeds (3500 / 5500 / 7000 rpm)
- Smooth running, precise sliding table features hardened, prism-shaped guides
- Ergonomically arranged handwheels for convenient adjustment of saw unit
- Complete with telescopic arm and longitudinally adjustable square table
- Moulding fence equipped with fine adjustment on both sides
- Scoring unit and sawblade are part of standard equipment

Serially with scoring unit



Technical data


FK 250 F

Circular saw

Table size	1045 x 300 mm
Table height	850 mm
Table extension	300 x 245 mm
Table enlargement	1045 x 500 mm
Square table	410 x 600 mm
Sliding table	1200 x 240 mm
Cutting length	1350 mm
Max. sawblade diameter	254 x 30 mm
Max. cutting height 90° / 45°	65 / 55 mm
Cutting width on rip fence	700 mm
Speed main sawblade	4050 rpm
Speed scoring sawblade	6300 rpm
Scoring sawblade	80 x 20 mm
Dust extraction outlet	100 mm
Motor power output S ₁ 100%	3,0 kW (4,0 HP)
Motor power input S ₆ 40%	4,2 kW (5,7 HP)

Spindle moulder

Spindle diameter	30 mm
Height adjustment	150 mm
Table opening	150 mm
Working length of spindle	90 mm
Max. tool diameter	
- at profiling	140 mm
- at tenoning	200 mm
Spindle speed	3500 / 5500 / 7000 rpm
Motor power output S ₁ 100%	3,0 kW (4,0 HP)
Motor power input S ₆ 40%	4,2 kW (5,7 HP)
Voltage	230 V or 400 V
Machine dimension (W x D x H)	1500 x 1560 x 1250 mm
Weight approx.	255 kg
Art. no.	08-1173 (230 V) 08-1174 (400 V)



Moulding fence features fence rails made of anodized aluminium.



Control elements are clearly mounted on electronic panel.

Standard accessories:

- Sawblade 250 x 3,2 x 30 mm / 24T
- Scoring sawblade 80 x 3,2 x 20 mm / 8T
- Protective cover with dust extraction outlet and tube
- Mitre fence and downholder
- Eccentric holder
- End stop
- Table extension and enlargement
- Extractable telescopic fence
- Square table
- Moulding fence
- Push stick
- Tools

The FK 250 F circular saw & spindle moulder features a sliding table, making this model ideal for experienced craftsmen with high expectations. The extensive range of standard equipment (scoring unit, 3 spindle speeds, sliding table etc.) ensures an optimal price to performance ratio.

FK 250 F



The moulding fence comes complete with fine adjustment. An integrated dust port allows for proper dust extraction.



Parallel fence features quick and fine adjustment for a cutting width up to 700 mm.



Sawblade cover with integrated dust port positioned at riving knife. Scoring unit is part of equipment.

Best Price

Best

€2.590,-*
Price excl. VAT



Sawblade angle can easily be read out on scale.



The torsion-free square table assists when cutting oversize sheet material.

VOLTAGE

Alternatively in 230 V or 400 V

OPTIMUM

3 spindle speeds

Optional accessories:

	Art. no.	excl. VAT
Set of sawblades (3 pcs.) 250 mm, in aluminium case	17-1651	€ 68,-
Scoring sawblade 80 x 20 x 3 mm	17-1602	€ 28,-
Universal cutter head set 100 x 40 x 30 mm	16-2349	€ 142,-
Dust collector with cartridge filter DC 250 CF / 230 V	12-2085	€ 363,-
Dust collector DC 400 / 400 V	12-2060	€ 305,-

Circular saw and spindle moulders

CSM 1600 CSM 2000


- Handwheel on front of machine allows for height adjustment of milling spindle, easy to read on scale
- Powerful motor guarantees optimal cutting capacity even at continuous operation
- Square table with roller for convenient handling of larger workpieces
- Extractable telescopic fence (up to 2260 mm), mountable at front or rear of square table
- Telescopic-longitudinal fence comes complete with end stop feat. fine adjustment
- All aluminium parts (sliding table, fences,...) are anodized
- LED speed display guarantees easy read-out
- Aluminium sliding table features hardened guide rails

Solid construction



Sawblade can be tilted from 90° to 45° for angular cutting. Mitre fence can be used for cuts up to 60°.

Best price



Technical data	CSM 1600	CSM 2000
Circular saw		
Table size	860 x 450 mm	860 x 450 mm
Table height	850 mm	850 mm
Table extension	500 x 310 mm	500 x 310 mm
Table enlargement	800 x 880 mm	800 x 880 mm
Square table with roll	750 x 580 mm	750 x 580 mm
Sliding table	1600 x 270 mm	2000 x 270 mm
Cutting length	1600 mm	2000 mm
Max. sawblade diameter	315 x 30 mm	315 x 30 mm
Max. cutting height 90° / 45°	100 / 80 mm	100 / 80 mm
Cutting width on rip fence	1270 mm	1270 mm
Speed main sawblade	4500 rpm	4500 rpm
Speed scoring sawblade	8500 rpm	8500 rpm
Scoring sawblade	2-100 x 20 mm	2-100 x 20 mm
Dust extraction outlet	100 mm	100 mm
Motor power output S ₁ 100%	2,8 kW (3,8 HP)	2,8 kW (3,8 HP)
Motor power input S ₆ 40%	3,9 kW (5,3 HP)	3,9 kW (5,3 HP)
Spindle moulder		
Spindle diameter	30 mm	30 mm
Height adjustment	100 mm	100 mm
Table opening	80 / 100 / 140 / 190 mm	80 / 100 / 140 / 190 mm
Working length of spindle	100 mm	100 mm
Max. tool diameter		
- at profiling	180 mm	180 mm
- at tenoning	200 mm	200 mm
Spindle speed	1800 / 3000 / 6000 / 9000 rpm	1800 / 3000 / 6000 / 9000 rpm
Motor power output S ₁ 100%	2,8 kW (3,8 HP)	2,8 kW (3,8 HP)
Motor power input S ₆ 40%	3,9 kW (5,3 HP)	3,9 kW (5,3 HP)
Voltage	400 V	400 V
Machine dimension (W x D x H)	1600 x 3010 x 1250 mm	2000 x 3010 x 1250 mm
Weight approx.	352 kg	364 kg
Art. no.	08-1180	08-1181

€2.990,-

Price excl. VAT

CSM 1600

Standard accessories:

- Carbide sawblade 315 x 3,0 x 30 mm / 40T
- Scoring sawblade 2-100 x 20 mm / 24T
- Protective cover with dust extraction outlet and tube
- Mitre fence with eccentric holder
- End stop
- Table extension and enlargement
- Extractable telescopic fence
- Stop with fine adjustment
- Square table with roller
- Moulding fence
- Sanding sleeve diam. 75 mm
- Protective and pressing device
- Spindle with left and right turning
- LED speed indication
- Push stick
- Tools


The CSM 1600 and CSM 2000 circular saw & spindle moulder with tiltable sawblade and scoring unit as part of the standard accessories, are ideal models for price-conscious users. The wide range of standard equipment allow these models to offer an extraordinary performance and a maximum number of applications.

CSM 1600 CSM 2000

Combined machines



T-slot in sliding table allows mounting of mitre fence and end stop.



Extractable telescopic fence (up to 2260 mm) with stop featuring fine adjustment.



Aluminium fence rails come with fine adjustment and can easily and quickly be adjusted to each milling tool.

Square table with roll

€3.190,-

Price excl. VAT

CSM 2000



BERNARDO
SEMIPROFESSIONAL



Handwheel ensures quick and easy height adjustment of milling spindle, easy to read with magnifier.

Optional accessories:

	Art. no.	excl. VAT
Scoring sawblade 2-100 x 20 mm	17-1604	€ 82,-
Universal cutter head set 100 x 40 x 30 mm	16-2349	€ 142,-
Set of sawblades (3 pcs.) 315 mm, in aluminium case	17-1653	€ 89,-

Optional accessories:

	Art. no.	excl. VAT
PU-tube diam. 100 mm (6 m)	12-1077	€ 100,-
Automatic start-up ALV 10 / 1 M	12-1150	€ 136,-
Dust collector DC 400 / 400 V	12-2060	€ 305,-

BERNARDO
www.bernardo.at

For technical requests you can reach us by e-mail at service@pwa.at


Circular saw and spindle moulder

CSM 2600

- Solid square table allows processing of oversize, heavy sheet material without additional support
- Table extension for cutting width up to 1270 mm is included
- Complete with 4 milling speeds, quick and easy to read on LED
- Moulder fence with anodized fence rails and fine adjustment
- Equipped with table extension and enlargement for sufficient support of oversize, heavy sheet material
- Parallel fence tilts and features a 40 mm round rod guiding
- Extractable telescopic fence (up to 2260 mm), can be mounted at front or rear of square table
- Solid parallel fence with magnifier guarantees high user comfort
- Large, grey cast-iron machine table, precisely manufactured and polished



User-friendly arranged switches and control elements, electronic speed display via LED.



The anodized parallel fence features a uniquely shaped profile and allows viewing of the scale whether using the high or low guide fence.



Right and left turning of spindle



Technical data

CSM 2600

Circular saw

Table size	860 x 450 mm
Table height	850 mm
Table extension	500 x 310 mm
Table enlargement	860 x 880 mm
Square table with roll	760 x 530 mm
Sliding table	2600 x 270 mm
Cutting length	2600 mm
Max. sawblade diameter	315 x 30 mm
Max. cutting height 90° / 45°	100 / 80 mm
Cutting width on rip fence	1270 mm
Speed main sawblade	4500 rpm
Speed scoring sawblade	8500 rpm
Scoring sawblade	2-100 x 20 mm
Dust extraction outlet	100 mm
Motor power output S ₁ 100%	2,8 kW (3,8 HP)
Motor power input S ₆ 40%	3,9 kW (5,3 HP)

Spindle moulder

Spindle diameter	30 mm
Height adjustment	100 mm
Table opening	80 / 100 / 140 / 190 mm
Working length of spindle	100 mm
Max. tool diameter	
- at profiling	180 mm
- at tenoning	200 mm
Spindle speed	1800 / 3000 / 6000 / 9000 rpm
Motor power output S ₁ 100%	2,8 kW (3,8 HP)
Motor power input S ₆ 40%	3,9 kW (5,3 HP)
Voltage	400 V
Machine dimension (W x D x H)	2600 x 3090 x 1250 mm
Weight approx.	391 kg
Art. no.	08-1182

Standard accessories:

- End stop
- Moulding fence
- Sanding sleeve diam. 75 mm
- Protective and pressing device
- Table extension and enlargement
- Extractable telescopic fence
- Scoring sawblade 2-100 x 20 mm / 24T
- Protective cover with dust extraction outlet and tube
- Mitre fence with eccentric holder
- End stop with fine adjustment
- Square table with roller
- Carbide sawblade 315 x 3,0 x 30 mm / 40T
- LED speed indication
- Spindle with left and right turning
- Push stick
- Tools

CSM 2600


The CSM 2600 is a combination of sliding saw and spindle moulder, featuring 2 motors, making it an ultimate processing centre for professional users. The robust construction as well as the generous dimensions of this machine create perfect working conditions for cutting solid timber or oversize sheet material. Even decorative panels can easily be processed by using the scoring unit which is part of standard accessories.



The saw unit, tiltable up to 45°, can be adjusted for a cutting height up to 100 mm, by using the handwheel.



Solid square table with roller for easier handling of large workpieces.



Solid moulding fence features fence rails with fine adjustment.



€3.290,-*
Price excl. VAT

Serially with scoring unit

OPTIMUM
4 spindle speeds

BERNARDO®
www.bernardo.at
SEMIPROFESSIONAL

Best Price

Optional accessories:	Art. no.	excl. VAT
Scoring sawblade 2-100 x 20 mm	17-1604	€ 82,-
Universal cutter head set 100 x 40 x 30 mm	16-2349	€ 142,-
Set of sawblades (3 pcs.) 315 mm, in aluminium case	17-1653	€ 89,-

Optional accessories:	Art. no.	excl. VAT
PU-tube diam. 100 mm (6 m)	12-1077	€ 100,-
Automatic start-up ALV 10 / 1 M	12-1150	€ 136,-
Dust collector DC 400 / 400 V	12-2060	€ 305,-

Circular saw and spindle moulders

PSM 2000 PSM 2600

- Square table with roller for convenient handling of larger workpieces
- Telescopic-longitudinal fence comes complete with end stop feat. fine adjustment
- Quick and easy readout of spindle speed on digital display
- Solid moulding fence features finely adjustable aluminium fence rails
- Large, grey cast-iron moulder unit, tilts from 0° to -45°
- Important feature: Sawblade 315 mm can be used when scoring unit is mounted
- Machine body consists of torsion-free combination of steel and grey cast iron
- Solid square table allows processing of oversize, heavy sheet material without additional support



Complete with scoring unit for burr-free operation of sheet materials.



T-slot in sliding table allows mounting of mitre fence and end stop.



Parallel fence with solid round guide (40 mm) can be used for cutting width of up to 1220 mm.

€3.590,-*
Price exd. VAT
PSM 2000

OPTIMUM
4 spindle speeds

Right and left turning of spindle

Serially with scoring unit



Technical data	PSM 2000	PSM 2600
Circular saw		
Table size	1300 x 380 mm	1300 x 380 mm
Table height	970 mm	970 mm
Table extension	350 x 310 mm	350 x 310 mm
Table enlargement	800 x 880 mm	800 x 880 mm
Square table with roll	940 x 580 mm	940 x 580 mm
Sliding table	2000 x 270 mm	2600 x 270 mm
Cutting length	2000 mm	2600 mm
Max. sawblade diameter	315 x 30 mm	315 x 30 mm
Max. cutting height 90° / 45°	100 / 80 mm	100 / 80 mm
Cutting width on rip fence	1220 mm	1220 mm
Speed main sawblade	4500 rpm	4500 rpm
Speed scoring sawblade	8500 rpm	8500 rpm
Scoring sawblade	90 x 20 mm	90 x 20 mm
Dust extraction outlet	95 mm	95 mm
Motor power output S ₁ 100%	3,0 kW (4,0 HP)	3,0 kW (4,0 HP)
Motor power input S ₆ 40%	4,2 kW (5,7 HP)	4,2 kW (5,7 HP)
Spindle moulder		
Spindle diameter	30 mm	30 mm
Height adjustment	140 mm	140 mm
Spindle tiltable	0° to 45°	0° to 45°
Table opening	200 mm	200 mm
Working length of spindle	110 mm	110 mm
Max. tool diameter	180 mm	180 mm
Spindle speed	1800 / 3000 / 6000 / 9000 rpm	1800 / 3000 / 6000 / 9000 rpm
Motor power output S ₁ 100%	2,8 kW (3,8 HP)	2,8 kW (3,8 HP)
Motor power input S ₆ 40%	3,9 kW (5,3 HP)	3,9 kW (5,3 HP)
Voltage	400 V	400 V
Machine dimension (W x D x H)	2000 x 2900 x 1260 mm	2600 x 2900 x 1260 mm
Weight approx.	425 kg	440 kg
Art. no.	08-1185	08-1186

Standard accessories:

- End stop
- Moulding fence
- Protective and pressing device
- Table extension and enlargement
- Extractable telescopic fence
- Scoring sawblade 90 x 20 x 3 mm / 13T
- Protective cover with dust extraction outlet and tube
- Mitre fence with eccentric holder
- End stop with fine adjustment
- Square table with roller
- Carbide sawblade 315 x 3,0 x 30 mm / 40T
- Digital speed indication of moulding spindle
- Spindle with left and right turning
- Push stick
- Tools

The PSM-series sliding table saw and spindle moulders are available with a table length of 2000 or 2600 mm. Part of the standard equipment are 2 motors, a sawblade (315 mm) for cutting height up to 315 mm and a scoring unit for smooth processing of coated sheet materials. The wide range of standard equipment allow these models to offer an extraordinary performance and a maximum number of applications.


PSM 2000 PSM 2600



Electronic display of spindle speed settings.



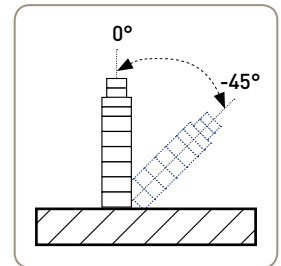
Milling spindle tilts to the back, bringing several advantages, such as optimal use of the power feed, maximum safety and tidy milling results.



Aluminium fence rails come with fine adjustment and can easily and quickly be adjusted to each milling tool.



**Best
Price**



€3.690,-*
Price exd. VAT
PSM 2600

Optional accessories:	Art. no.	excl. VAT
Scoring sawblade 90 x 20 x 3 mm	17-1603	€ 45,-
Universal cutter head set 100 x 40 x 30 mm	16-2349	€ 142,-
Set of sawblade (3 pcs.) 315 mm, in aluminium case	17-1653	€ 89,-

Optional accessories:	Art. no.	excl. VAT
PU-tube diam. 100 mm (6 m)	12-1077	€ 100,-
Automatic start-up ALV 10 / 1 M	12-1150	€ 136,-
Dust collector DC 400 / 400 V	12-2060	€ 305,-

Universal combined machines

CWM 250 R CWM 250 Top

- Solid grey, cast-iron table eliminates vibrations, precisely manufactured and polished
- Optional with mortising unit (16 mm capacity) available
- Ergonomically arranged handwheels allow for setting of saw unit
- Equipped with roller table featuring aluminium fence to increase user comfort
- Emergency stop button on front of machine guarantees high level of safety
- Integrated, tiltable dust hood when thickening, extraction outlet 100 mm
- Perfectly suitable for accurate processing of panels, boards, planks etc.
- Dynamically balanced moulder spindle ensures vibration-free run
- Torsion-free planer table made of reinforced grey cast-iron
- Workpiece feed can be switched off when planing

CWM 250 Top
sawblade Ø 250 mm



Solid, up to 45° tiltable planer fence with prism-shaped guide can easily be adjusted.



Grey, cast-iron roller table is precisely manufactured and polished.



Technical data	CWM 250 R	CWM 250 Top	CWM 250 R	CWM 250 Top
Planer			Circular saw	
Planing width	250 mm	250 mm	Table size	900 x 410 mm
Table length	1090 mm	1090 mm	Table height	860 mm
Table height	860 mm	860 mm	Roller table	400 x 250 mm
Shaft rotation speed	4000 rpm	4000 rpm	Cutting length	670 mm
Cutter knives	3 pcs.	3 pcs.	Max. sawblade diameter	200 x 30 mm
Planer shaft diameter	75 mm	75 mm	Max. cutting height 90° / 45°	60 / 50 mm
Planer fence	720 x 130 mm	715 x 130 mm	Cutting width on rip fence	530 mm
Fence tiltable	90° to 45°	90° to 45°	Speed main sawblade	4750 rpm
Max. cutting depth	3 mm	3 mm	Dust extraction outlet	100 mm
Motor power output S ₁ 100%	1,5 kW (2,0 HP)	1,5 kW (2,0 HP)	Motor power output S ₁ 100%	1,1 kW (1,5 HP)
Motor power input S ₆ 40%	2,1 kW (2,8 HP)	2,1 kW (2,8 HP)	Motor power input S ₆ 40%	1,5 kW (2,0 HP)
Thickener			Spindle moulder	
Table length	600 mm	600 mm	Spindle diameter	30 mm
Working width	245 mm	245 mm	Height adjustment	100 mm
Working thickness, min/max.	5 - 195 mm	5 - 195 mm	Table opening	145 mm
Max. cutting depth	2,5 mm	2,5 mm	Working length of spindle	70 mm
Feed speed	8 m/min	8 m/min	Max. tool diameter	
Dust extraction outlet	100 mm	100 mm	- at profiling	140 mm
Mortising unit (optional available)			- at tenoning	140 mm
Table size	365 x 145 mm	365 x 145 mm	Spindle speed	6500 rpm
Westcott drill chuck	0 - 16 mm	0 - 16 mm	Motor power output S ₁ 100%	1,4 kW (1,9 HP)
Max. drill depth	95 mm	95 mm	Motor power input S ₆ 40%	2,0 kW (2,7 HP)
Drill width	140 mm	140 mm	Voltage	230 V or 400 V
Height adjustment	75 mm	75 mm	Machine dimension (W x D x H)	1510 x 1330 x 1120 mm
			Weight approx.	280 kg
			Art. no.	08-1256 (230 V)
				08-1257 (400 V)
				08-1260 (230 V)
				08-1261 (400 V)

The CWM 250 R and CWM 250 Top are versatile universal combi-machines that come complete with a roller table. Model CWM 250 Top features a larger sawblade hence a larger cutting capacity of 75 mm. Compact construction makes these model attractive for craftsmen and amateurs.

CWM 250 R CWM 250 Top

Combined machines



Solid moulding fence can be used for tools with a diameter of up to 140 mm.

Planer table tilt upright for a simple conversion from planing to thickening in a matter of seconds.



Mortising unit is ideal for drilling oblong, dowel and oblique holes (optionally).

Solid construction



€2.350,-*

Price excl. VAT

CWM 250 R

€2.490,-*

Price excl. VAT

CWM 250 Top

Standard accessories:

- Cutter knives 250 x 30 x 3 mm
- Planer fence
- Downholder
- Mitre fence
- Roller table
- Moulding fence
- Protective cover with dust extraction outlet
- Connector tube with Y-piece
- Aluminium fence with stop
- Sawblade 200 x 3,0 x 30 mm / 18T (CWM 250 R)
- Sawblade 254 x 3,0 x 30 mm / 36T (CWM 250 Top)
- Push stick
- Tools

BERNARDO
www.bernardo.at
HOBBY

VOLTAGE

Alternatively in
230 V or 400 V

Optional accessories:

	Art. no.	excl. VAT
Planer knives 250 x 30 x 3 mm, price per pc.	15-1000	€ 17,-
Sawblades diam. 250 mm, 3 pcs. (CWM 250 Top)	17-1651	€ 68,-
Carbide sawblade 200 x 3,0 x 30 mm / 20T	17-1117	€ 17,-
Automatic start-up ALV 2 / M 230 - 230 V	12-1152	€ 81,-

Optional accessories:

	Art. no.	excl. VAT
Universal cutter head set 100 x 40 x 30 mm	16-2349	€ 142,-
Mortising unit	08-1020	€ 225,-
Dust collector DC 230 E / 400 V with tube (2,5 m)	12-2044	€ 198,-
Dust collector DC 300 / 400 V	12-2045	€ 295,-

BERNARDO
www.bernardo.at

You are welcome to request our current special offer catalogue at www.bernardo.at

Universal combined machines


CWM 260 F - 1200

- Maintenance-free, precisely bedded 3-knife cutterblock with HSS-knives
- Torsion-free, aluminium sliding table with prism-shaped guide
- Both planer tables feature fine adjustment and noise-reducing table lips
- Moulding fence with aluminium fence rails adjustable on both sides
- Moulder unit features 3 speeds for optimal adjustment to the workpiece
- Planer tables tilt into upright position for quick conversion to thicknessing
- All switches are logically arranged on the control panel
- Handwheel with scale allows for tilting of sawblade up to 45°
- Integrated, tiltable dust hood – extraction outlet 100 mm
- Solid aluminium planer fence, tilts 90° to 45°
- Square table in generous size allows for support of larger sheet material



The fence rails of the moulding fence can easily and quickly be adjusted to various tools. The integrated dust port allows for convenient dust extraction.

Serially with scoring unit



Technical data

CWM 260 F - 1200 / CWM 260 F - 1600

Planer		Circular saw	
Planing width	250 mm	Table size	1045 x 300 mm
Table length	1080 mm	Table height	820 mm
Table height	820 mm	Square table	600 x 410 mm
Shaft rotation speed	3750 rpm	Sliding table	1200 x 240 mm / 1600 x 240 mm
Cutter knives	3 pcs.	Cutting length	1300 / 1600 mm
Planer shaft diameter	75 mm	Max. sawblade diameter	250 x 30 mm
Planer fence	700 x 145 mm	Max. cutting height 90° / 45°	65 / 55 mm
Fence tiltable	90° to 45°	Cutting width on rip fence	510 mm
Max. cutting depth	5 mm	Speed main sawblade	4050 rpm
Motor power output S ₁ 100%	2,0 kW (2,7 HP)	Speed scoring sawblade	6300 rpm
Motor power input S ₆ 40%	2,8 kW (3,8 HP)	Scoring sawblade	80 x 20 mm
Thicknesser		Dust extraction outlet	100 mm
Table length	600 mm	Motor power output S ₁ 100%	2,2 kW (3,0 HP)
Working width	250 mm	Motor power input S ₆ 40%	3,0 kW (4,0 HP)
Working thickness, min/max.	5 - 190 mm	Spindle moulder	
Max. cutting depth	1,8 mm	Spindle diameter	30 mm
Feed speed	8 m/min	Height adjustment of spindle	150 mm
Dust extraction outlet	100 mm	Table opening	150 mm
Mortising unit		Working length of spindle	90 mm
Table size	370 x 150 mm	Max. tool diameter	
Westcott drill chuck	0 - 16 mm	- at profiling	140 mm
Max. drill depth	105 mm	- at tenoning	200 mm
Drill width	140 mm	Spindle speed	3500 / 5500 / 7000 rpm
Height adjustment	85 mm	Motor power output S ₁ 100%	2,2 kW (3,0 HP)
		Motor power input S ₆ 40%	3,0 kW (4,0 HP)
		Voltage	400 V
		Machine dimension (W x D x H)	1400 (1620) x 2340 x 1150 mm
		Weight approx.	372 kg / 378 kg
		Art. no.	08-1275 (1200 mm) 08-1276 (1600 mm)

€3.795,-*
Price exd. VAT
CWM 260 F - 1600



Mortising unit comes complete with large support table and eccentric clamp.

The CWM 260 F universal combi-machine is our entry-level model among our wood processing centres featuring a sliding table. The machine requires only little space but offers a large range of applications: planing, thicknessing, sawing, milling, drilling. Short conversion times, high user comfort and the choice of a sliding table at 1200 or 1600 mm in length are unbeatable features of this unique model.

CWM 260 F - 1600



The planer tables tilt into upright position and allow optimal and safe work conditions even when thicknessing short workpieces.



Sawblade cover with integrated dust port connected at riving knife.



Square table can be moved along the entire length of sliding table.



BERNARDO®
www.bernardo.at
HOBBY

Standard accessories:

- Cutter knives 250 x 30 x 3 mm
- Planer fence
- Mortising unit
- Westcott drill chuck 0 - 16 mm
- Eccentric holder
- Sawblade 250 x 3,2 x 30 mm / 24T
- Scoring sawblade 80 x 3,2 x 20 mm / 8T
- End stop
- Telescopic fence with stop
- Square table
- Moulding fence
- Push stick
- Protective cover with dust extraction outlet and tube
- Tools

€3.750,-*
Price exd. VAT
CWM 260 F - 1200

Optional accessories:

	Art. no.	excl. VAT
Set of sawblades (3 pcs.) 250 mm, in aluminium case	17-1651	€ 68,-
Scoring sawblade 80 x 20 x 3 mm	17-1602	€ 28,-
Universal cutter head set 100 x 40 x 30 mm	16-2349	€ 142,-
Planer knives 250 x 30 x 3 mm, price per pc.	15-1000	€ 17,-
Mortising bit set 6 pcs. counterclockwise, 13 mm shaft	16-2003	€ 37,-

Optional accessories:


	Art. no.	excl. VAT
Planer knives adjustment HML	08-1500	€ 30,-
Dust collector DC 400 / 400 V	12-2060	€ 305,-
PU-tube diam. 100 mm (6 m)	12-1077	€ 100,-
Automatic start-up ALV 10 / 1 M	12-1150	€ 136,-
Lubricant 1 kg, paste	54-1000	€ 20,-

BERNARDO®
www.bernardo.at

Universal combined machine

CWM 310 F - 2000

- Extractable telescopic fence can be mounted at front or rear of square table
- Solid square table allows for sufficient support when processing oversize sheet material
- Large, robust grey cast-iron table eliminates vibrations
- Moulder unit comes complete with 3 speed settings (3500 / 5500 / 7000 rpm)
- Smooth, precise sliding table with hardened, prism-shaped guide
- Ergonomically arranged handwheels guarantee convenient adjustment of saw unit
- Planer tables tilt into upright position to allow for quick conversion to thicknessing
- Solid aluminium planer fence, tiltable from 90° to 45°
- Maintenance-free, precisely bedded 3-knife cutterblock features HSS-knives



The moulding fence comes complete with fence rails made of anodized aluminium.



The mortising unit is ideal for oblong, dowel and oblique holes.



Technical data

CWM 310 F - 2000

Planer

Planing width	310 mm
Table length	1300 mm
Table height	835 mm
Shaft rotation speed	4000 rpm
Cutter knives	3 pcs.
Planer shaft diameter	75 mm
Planer fence	1110 x 130 mm
Fence tiltable	90° to 45°
Max. cutting depth	5 mm
Motor power output S ₁ 100%	2,2 kW (3,0 HP)
Motor power input S ₆ 40%	3,0 kW (4,0 HP)

Thicknesser

Table length	600 mm
Working width	305 mm
Working thickness, min/max.	5 - 180 mm
Max. cutting depth	2,5 mm
Feed speed	8 m/min
Dust extraction outlet	100 mm

Mortising unit

Table size	370 x 155 mm
Westcott drill chuck	0 - 16 mm
Max. drill depth	90 mm
Drill width	140 mm
Height adjustment	80 mm

Circular saw

Table size	1145 x 300 mm
Table height	835 mm
Table extension	240 x 300 mm
Square table	600 x 415 mm
Sliding table	2000 x 240 mm
Cutting length	2240 mm
Max. sawblade diameter	250 x 30 mm
Max. cutting height 90° / 45°	60 / 50 mm
Cutting width on rip fence	520 mm
Speed main sawblade	4050 rpm
Speed scoring sawblade	6300 rpm
Scoring sawblade	80 x 20 mm
Dust extraction outlet	100 mm
Motor power output S ₁ 100%	3,0 kW (4,0 HP)
Motor power input S ₆ 40%	4,2 kW (5,7 HP)

Spindle moulder

Spindle diameter	30 mm
Height adjustment	145 mm
Table opening	150 mm
Working length of spindle	100 mm
Max. tool diameter	
- at profiling	140 mm
- at tenoning	200 mm
Spindle speed	3500 / 5500 / 7000 rpm
Motor power output S ₁ 100%	3,0 kW (4,0 HP)
Motor power input S ₆ 40%	4,2 kW (5,7 HP)
Voltage	400 V
Machine dimension (W x D x H)	2000 x 2500 x 1200 mm
Weight approx.	445 kg
Art. no.	08-1277



The planer tables tilt into upright position to allow for optimal and safe working conditions even when thicknessing short workpieces.

Serially with
3 spindle speeds

Serially with
scoring unit

The CWM 310 F universal combi-machine offers a large variety of applications hence ensures an attractive price-to-benefit ratio. The sliding table, featuring 2000 mm in length, the scoring unit which comes standard and the 3 spindle speeds are advantages that speak for themselves.

CWM 310 F - 2000



Use the torsion-free square table to cut oversize sheet material conveniently.

Sawblade cover with integrated dust port positioned at riving knife. Comes complete with scoring unit.



€4.240,-*
Price excl. VAT



Best Price

Standard accessories:

- Cutter knives 310 x 30 x 3 mm
- Mortising unit
- Westcott drill chuck 0 - 16 mm
- Carbide sawblade 250 x 3,2 x 30 mm / 24T
- Scoring sawblade 80 x 3,2 x 20 mm / 8T
- Mitre fence with eccentric holder
- End stop
- Table extension
- Telescopic fence with stop
- Moulding fence
- Protective cover with dust extraction outlet and tube
- Push stick
- Tools



Optional accessories:

	Art. no.	excl. VAT
Set of sawblades (3 pcs.) 250 mm, in aluminium case	17-1651	€ 68,-
Scoring sawblade 80 x 20 x 3 mm	17-1602	€ 28,-
Universal cutter head set 100 x 40 x 30 mm	16-2349	€ 142,-
Planer knives 310 x 30 x 3 mm, price per pc.	15-1005	€ 19,-
Mortising bit set 6 pcs. counterclockwise, 13 mm shaft	16-2003	€ 37,-

Optional accessories:

	Art. no.	excl. VAT
Planer knives adjustment HML	08-1500	€ 30,-
Dust collector DC 400 / 400 V	12-2060	€ 305,-
PU-tube diam. 100 mm (6 m)	12-1077	€ 100,-
Automatic start-up ALV 10 / 1 M	12-1150	€ 136,-
Lubricant 1 kg, paste	54-1000	€ 20,-




For our current offers please go to our Bernardo-Newsletter

Universal combined machines

CU 310 F - 2000

- Powerful drive motors guarantee optimal results even at continuous operation
- Solid square table features roller for processing of heavy and oversize sheet material
- Machine body consists of a torsion-free, steel and grey cast-iron construction
- Extractable telescopic fence can be mounted at front or rear of square table
- Tilttable planer fence (90° to 45°) features generous surface
- Electronic speed display with LED when using spindle moulder
- Complete with mortising unit (16 mm capacity)
- Robust moulding fence with anodized fence rails
- Dynamically balanced moulder spindle for precise running
- Planer unit with precisely bedded 3-knife cutterblock

€4.950,-*
Price excl. VAT
CU 310 F - 2000



Solid protective cover for spindle moulder features fence rails with fine adjustment.

Square table with roll



Technical data	CU 310 F - 2000	CU 310 F - 2600	CU 310 F - 2000	CU 310 F - 2600
Planer			Circular saw	
Planing width	310 mm	310 mm	Table size	830 x 300 mm
Table length	1390 mm	1390 mm	Table height	850 mm
Table height	850 mm	850 mm	Table extension	505 x 300 mm
Shaft rotation speed	4800 rpm	4800 rpm	Square table with roll	830 x 530 mm
Cutter knives	3 pcs.	3 pcs.	Sliding table	2000 x 270 mm
Planer shaft diameter	70 mm	70 mm	Cutting length	2000 mm
Planer fence	1220 x 150 mm	1220 x 150 mm	Max. sawblade diameter	315 x 30 mm
Fence tilttable	90° to 45°	90° to 45°	Max. cutting height 90° / 45°	100 / 80 mm*
Max. cutting depth	4 mm	4 mm	Cutting width on rip fence	630 mm
Motor power output S ₁ 100%	2,8 kW (3,8 HP)	2,8 kW (3,8 HP)	Speed main sawblade	4500 rpm
Motor power input S ₆ 40%	3,9 kW (5,3 HP)	3,9 kW (5,3 HP)	Speed scoring sawblade	8500 rpm
Thicknesser			Scoring sawblade	2-100 x 20 mm
Table length	540 mm	540 mm	Dust extraction outlet	100 mm
Working width	305 mm	305 mm	Motor power output S ₁ 100%	2,8 kW (3,8 HP)
Working thickness, min/max.	5 - 225 mm	5 - 225 mm	Motor power input S ₆ 40%	3,9 kW (5,3 HP)
Max. cutting depth	2 mm	2 mm	Spindle moulder	
Feed speed	6 m/min	6 m/min	Spindle diameter	30 mm
Dust extraction outlet	100 mm	100 mm	Height adjustment	100 mm
Mortising unit			Table opening	80 / 100 / 140 / 190 mm
Table size	500 x 200 mm	500 x 200 mm	Working length of spindle	100 mm
Westcott drill chuck	0 - 16 mm	0 - 16 mm	Max. tool diameter	
Max. drill depth	155 mm	155 mm	- at profiling	180 mm
Drill width	285 mm	285 mm	- at tenoning	200 mm
Height adjustment	140 mm	140 mm	Spindle speed	1800 / 3000 / 6000 / 9000 rpm
Dust extraction outlet	100 mm	100 mm	Motor power output S ₁ 100%	2,8 kW (3,8 HP)
			Motor power input S ₆ 40%	3,9 kW (5,3 HP)
			Voltage	400 V
			Machine dimension (W x D x H)	2000 x 2990 x 1250 mm
			Weight approx.	565 kg
			Art. no.	08-1293
				08-1294

* without scoring unit, sawblade 315 mm

The CU 310 F wood processing centre offers an enormous number of applications and best possible performance for professional users. The combination of planer, thicknesser, circular saw, spindle moulder and mortising unit all in one, gives a wide range of applications yet requires minimum space. This model is available with a choice of two table lengths: 2000 or 2600 mm.

CU 310 F - 2600



Dynamically balanced 3-knife cutter-block eliminates vibrations to guarantee best results.



Sawblade protective cover, connected at riving knife, features integrated dust port. Comes complete with scoring unit.



Solid, grey cast-iron thickening table with central guiding in middle and clamp. Allows planing of workpieces up to 225 mm in height.

Best Price



Serially with scoring unit

OPTIMUM
4 spindle speeds



Standard accessories:

- Cutter knives 310 x 25 x 3 mm
- Thicknesser table extension with roll
- Mortising unit
- Westcott drill chuck 0 - 16 mm
- Eccentric holder
- 4-size rotor group (16 / 20 / 22 / 25 mm)
- Carbide sawblade 254 x 3,0 x 30 mm / 40T
- Scoring sawblade 2-100 x 20 mm / 24T
- Height adjustment of milling spindle with magnifying glass
- Protective cover with dust extraction outlet and tube
- Mitre fence with eccentric holder
- End stop
- Table extension
- Telescopic fence with stop
- Square table with roll
- Moulding fence
- Sanding sleeve diam. 75 mm
- Spindle with left and right turning
- LED speed indication
- Push stick
- Tools

€5.195,-*
Price exd. VAT

CU 310 F - 2600



User-friendly switches and control elements, electronic speed display featuring LED.

Optional accessories:	Art. no.	excl. VAT
Planer knives HSS 310 x 25 x 3 mm, price per pc.	15-1003	€ 19,-
Scoring sawblade 2-100 x 20 mm	17-1604	€ 82,-
Universal cutter head set 100 x 40 x 30 mm	16-2349	€ 142,-
Dust collector DC 400 / 230 V	12-2055	€ 305,-

Optional accessories:	Art. no.	excl. VAT
Dust collector DC 400 / 400 V	12-2060	€ 305,-
Mortising bit set 6 pcs. counterclockwise, 13 mm shaft	16-2003	€ 37,-
Automatic start-up ALV 10 / 1 M	12-1150	€ 136,-
Carriage f. CU 310 F	56-1072	€ 123,-

Universal combined machines

CF 310 F - 2600

- Powerful drive motors guarantee optimal results even at continuous operation
- Square table with roller for convenient handling of oversize workpieces
- All aluminium parts (sliding table, fences,...) are anodized
- Moulding fence features aluminium fence rails on both sides incl. fine adjustment
- Large, grey cast-iron moulder unit, tilts from 0° to -45°
- Extractable telescopic fence with end stop and fine adjustment
- Milling spindle speed on digital display allows for quick and easy readout
- Solid planer fence with prism guide, tiltable from 90° to 45°
- Maintenance-free 4-knife cutterblock with planer knives in HSS – 18 % quality
- Solid moulding fence with dust extraction outlet 100 mm
- Dynamically balanced milling spindle ensures precise running

Right and left turning of spindle



The planer tables tilt into upright position to allow for optimal and safe working conditions even when thickening short workpieces.



BERNARDO
SEMIPROFESSIONAL

Serially with scoring unit

Technical data

CF 310 F - 2600

Planer

Planer width	310 mm
Table length	1600 mm
Table height	950 mm
Shaft rotation speed	4100 rpm
Cutter knives	4 pcs.
Planer shaft diameter	95 mm
Planer fence	1100 x 150 mm
Fence tiltable	90° to 45°
Max. cutting depth	5 mm
Motor power output S ₁ 100%	2,2 kW (3,0 HP)
Motor power input S ₆ 40%	3,0 kW (4,0 HP)

Thickener

Table length	750 / 930* mm
Working width	305 mm
Working thickness, min/max.	5 - 230 mm
Max. cutting depth	5 mm
Feed speed	6 m/min
Dust extraction outlet	100 mm

Mortising unit

Table size	450 x 190 mm
Westcott drill chuck	0 - 16 mm
Max. drill depth	125 mm
Drill width	175 mm
Height adjustment	115 mm

Circular saw

Table size	1300 x 380 mm
Table height	950 mm
Table extension	310 x 350 mm
Square table with roll	880 x 580 mm
Sliding table	2600 x 270 mm
Cutting length	2600 mm
Max. sawblade diameter	315 x 30 mm
Max. cutting height 90° / 45°	100 / 80 mm
Cutting width on rip fence	630 mm
Speed main sawblade	4500 rpm
Speed scoring sawblade	8500 rpm
Scoring sawblade	90 x 20 mm
Dust extraction outlet	95 mm
Motor power output S ₁ 100%	3,0 kW (4,0 HP)
Motor power input S ₆ 40%	4,2 kW (5,7 HP)

Spindle moulder

Spindle diameter	30 mm
Height adjustment	125 mm
Spindle tiltable	0° to -45°
Table opening	80 / 110 / 150 / 200 mm
Working length of spindle	110 mm
Max. tool diameter	180 mm
Spindle speed	1800 / 3000 / 6000 / 9000 rpm
Dust extraction outlet	100 mm
Motor power output S ₁ 100%	2,8 kW (3,8 HP)
Motor power input S ₆ 40%	3,9 kW (5,3 HP)
Voltage	400 V
Machine dimension (W x D x H)	2600 x 2700 x 1280 mm
Weight approx.	675 kg
Art. no.	08-1295



Complete with scoring unit for burr-free operation of sheet materials.



The mortising unit is part of the standard accessories and ideal for drilling of oblong, dowel and angular holes.

* with thickener table extension

The CF 310 F - 2000 wood processing centre combines several applications on limited space: planing, sawing, milling and drilling. The standard equipment includes a scoring unit, four spindle speeds, a tiltable moulding spindle and many more features that make this model unique and unbeatable.


CF 310 F - 2600



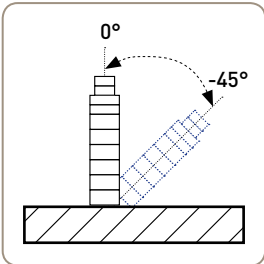
The planing unit consists of a dynamically balanced 3-knife-cutterblock, in- and outfeed roller and massive anti-kick-back devices.



Aluminium fence rails come with fine adjustment and can easily and quickly be adjusted to each milling tool.



The torsion-free square table ensures smooth cutting of heavy and oversize sheet material. The extractable telescopic fence is equipped with an end stop with fine adjustment.



€5.250,-*
Price exd. VAT



Square table with roll

Best Price

Standard accessories:

- Cutter knives 310 x 30 x 3 mm
- Thicknesser table extension with roll
- Mortising unit
- Westcott drill chuck 0 - 16 mm
- Eccentric holder
- Carbide sawblade 315 x 3,0 x 30 mm / 40T
- Scoring sawblade 90 x 3,0 x 20 mm / 12T
- Protective cover with dust extraction outlet and tube
- Mitre fence with eccentric holder
- End stop
- Table extension
- Telescopic fence with stop
- Square table with roll
- Moulding fence
- Spindle with left and right turning
- Digital speed indication of moulding spindle
- Push handle
- 2 pcs. push stick
- Tools

OPTIMUM
4 spindle speeds



Electronic display of spindle speed settings.

Optional accessories:

- Planer knives HSS - 310 x 30 x 3 mm, per pc.
- Scoring sawblade 90 x 20 x 3 mm
- Universal cutter head set 100 x 40 x 30 mm

Art. no.	excl. VAT
15-1005	€ 19,-
17-1603	€ 45,-
16-2349	€ 142,-

Optional accessories:

- Dust collector DC 400 / 400 V
- Mortising bit set 6-pcs. counterclockwise, 13 mm shaft
- Automatic start-up ALV 10 / 1 M

Art. no.	excl. VAT
12-2060	€ 305,-
16-2003	€ 37,-
12-1150	€ 136,-

Universal combined machines

CF 410 F - 2600

- Powerful drive motors guarantee optimal results even at continuous operation
- Solid planer fence with prism guide, tiltable from 90° to 45°
- Maintenance-free 4-knife cutterblock with planer knives in HSS – 18 % quality
- Square table with roller for convenient handling of oversize workpieces
- All aluminium parts (sliding table, fences,...) are anodized
- Moulding fence features aluminium fence rails on both sides incl. fine adjustment
- Large, grey cast-iron moulder unit, tilts from 0° to -45°
- Milling spindle speed on digital display allows for quick and easy readout
- Extractable telescopic fence with end stop and fine adjustment
- Solid moulding fence with dust extraction outlet 100 mm
- Dynamically balanced milling spindle ensures precise running

Right and left turning of spindle



Milling spindle tilts to the back, bringing several advantages, such as optimal use of the power feed, maximum safety and tidy milling results.



BERNARDO
www.bernardo.at
SEMIPROFESSIONAL

Solid construction


Technical data CF 410 F - 2600

Planer		Circular saw	
Planer width	410 mm	Table size	1300 x 380 mm
Table length	1600 mm	Table height	950 mm
Table height	950 mm	Table extension	310 x 350 mm
Shaft rotation speed	4100 rpm	Square table with roll	880 x 580 mm
Cutter knives	4 Stk.	Sliding table	2600 x 270 mm
Planer shaft diameter	95 mm	Cutting length	2600 mm
Planer fence	1100 x 150 mm	Max. sawblade diameter	315 x 30 mm
Fence tiltable	90° to 45°	Max. cutting height 90° / 45°	100 / 80 mm
Max. cutting depth	5 mm	Cutting width on rip fence	730 mm
Motor power output S ₁ 100%	2,2 kW (3,0 HP)	Speed main sawblade	4500 rpm
Motor power input S ₆ 40%	3,0 kW (4,0 HP)	Speed scoring sawblade	8500 rpm
Thickener		Scoring sawblade	90 x 20 mm
Table length	750 / 930* mm	Dust extraction outlet	95 mm
Working width	405 mm	Motor power output S ₁ 100%	3,0 kW (4,0 HP)
Working thickness, min/max.	5 - 230 mm	Motor power input S ₆ 40%	4,2 kW (5,7 HP)
Max. cutting depth	5 mm	Spindle moulder	
Feed speed	6 m/min	Spindle diameter	30 mm
Dust extraction outlet	100 mm	Height adjustment	125 mm
Mortising unit		Spindle tiltable	0° to -45°
Table size	450 x 190 mm	Table opening	80 / 110 / 150 / 200 mm
Westcott drill chuck	0 - 16 mm	Working length of spindle	110 mm
Max. drill depth	125 mm	Max. tool diameter	180 mm
Drill width	175 mm	Spindle speed	1800 / 3000 / 6000 / 9000 rpm
Height adjustment	115 mm	Dust extraction outlet	100 mm
		Motor power output S ₁ 100%	2,8 kW (3,8 HP)
		Motor power input S ₆ 40%	3,9 kW (5,3 HP)
		Voltage	400 V
		Machine dimension (W x D x H)	2600 x 2800 x 1280 mm
		Weight approx.	765 kg
		Art. no.	08-1296

* with thickener table extension



Grey cast iron thickening table features centre column and support for workpieces up to 230 mm.



Oversize opening on machine front allows for easy belt change to adjust speed.

The CF 410 F - 2600 wood processing centre offers an enormous number of applications and best possible performance for professional users. The combination of planer, thicknesser, circular saw, spindle moulder and mortising unit all in one, gives a wide range of applications yet requires minimum space.


CF 410 F - 2600



Tiltable parallel fence with micro-metric fine adjustment.



Sawblade protective cover, connected at riving knife, features integrated dust port. Comes complete with scoring unit.



The fences of moulding fence can easily and quickly be adjusted to different cutters. Part of the standard equipment is a protective device to avoid kickback of workpieces.

€5.695,-*
Price exd. VAT

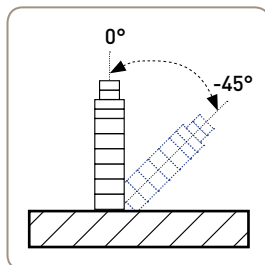


Square table with roll

Best Price

Standard accessories:

- Cutter knives 410 x 30 x 3 mm
- Thicknesser table extension with roll
- Mortising unit
- Westcott drill chuck 0 - 16 mm
- Eccentric holder
- Carbide sawblade 315 x 3,0 x 30 mm / 40T
- Scoring sawblade 90 x 3,0 x 20 mm / 12T
- Protective cover with dust extraction outlet and tube
- Mitre fence with eccentric holder
- End stop
- Table extension
- Telescopic fence with stop
- Square table with roll
- Moulding fence
- Spindle with left and right turning
- Digital speed indication of moulding spindle
- Push handle
- 2 pcs. push stick
- Tools



Integrated, tiltable dust hood - extraction outlet 100 mm.



Optional accessories:

- Planer knives HSS - 410 x 30 x 3 mm, per pc.
- Scoring sawblade 90 x 20 x 3 mm
- Universal cutter head set 100 x 40 x 30 mm

Art. no.	excl. VAT
15-1016	€ 23,-
17-1603	€ 45,-
16-2349	€ 142,-

Optional accessories:


- Dust collector DC 400 / 400 V
- Mortising bit set 6-pcs. counterclockwise, 13 mm shaft
- Automatic start-up ALV 10 / 1 M

Art. no.	excl. VAT
12-2060	€ 305,-
16-2003	€ 37,-
12-1150	€ 136,-

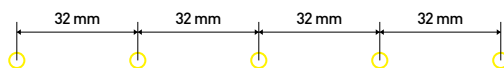
Drill heads

Drill heads in various designs are available for borehole rows, as well as window fittings and hinges. Heads are suitable for drill presses, handheld models as well as mortising machines.

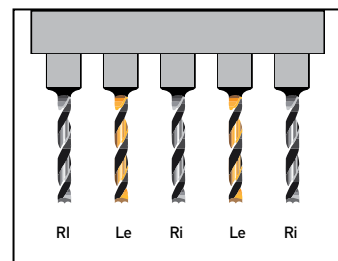
Multi-spindle head attachment - spaced 32 mm



Equipped with five spindles, this head attachment is suitable for simultaneous drilling of a series of five holes spaced 32 mm from each other. This accessory is also suitable for drilling side parts of furniture and mounting of hinge bases.



Picture shows optional accessories



Art. no.	Description	exd. VAT
14-1105	Multi-spindle head attachment 32 mm, suitable for drilling machines	€ 462,-
14-1106	Multi-spindle head attachment 32 mm, suitable for mortising machines	€ 525,-

Optional accessories:

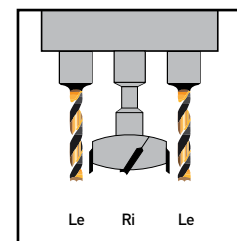
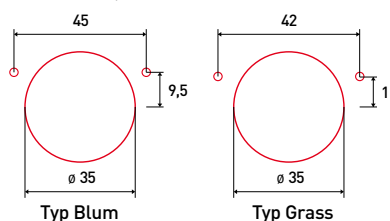
Dowel drill bit on request

Drill template for hinges



The drill head for hinges type Blum or Grass features three spindles and is suitable for simultaneous drilling of the three holes which are needed for mounting the hinges.

Types of hinges

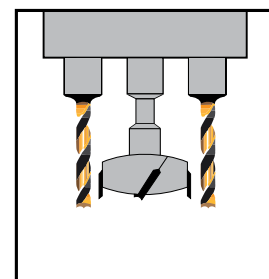
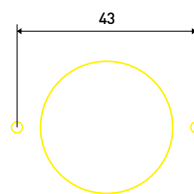


14-1109	Drill head 42/11 for hinge typ Grass, with collet for drilling machines	€ 295,-
14-1110	Drill head 42/11 for hinge typ Grass, with collet for mortising machines*	€ 388,-
14-1111	Drill head 45/9,5 for hinge typ Blum, with collet for drilling machines	€ 316,-
14-1112	Drill head 45/9,5 for hinge typ Blum, with collet for mortising machines*	€ 418,-

Optional accessories:

Hinge and dowel drill bit on request

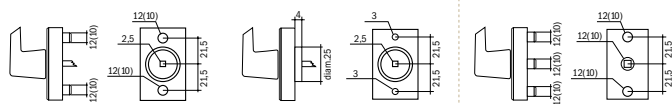
Drill head for window fittings



This drill head is suitable for window handles that feature mounting screws spaced 43 mm.

Example for Drill sets for grip holes

14-1103	Drill head 43 mm for window handles with collet for drilling machines	€ 337,-
14-1104	Drill head 43 mm for window handles with collet for mortising machines*	€ 400,-



* with collet 25 mm

Drills not equipped at standard equipment

Keyway milling machine

KNF 1


Drilling, multi-boring and chisel mortising

The KNF 1 manual keyway milling machine is a compact bench model for making one keyway per stroke. Various frames, such as picture frames, wreath frames, segmental arches, window frames and many more, are quickly produced at low cost.

- Shape and force ensure strong connection without the need of adhesives
- Depending on type of application and material, dovetail milling cutters are available in various lengths
- Fully equipped with adjustable fences to allow for convenient workpiece positioning
- Quick and cost efficient assembly of connections, highly economical for production of small to medium sized series
- Low weight makes this model ideal for transport between sites and for assembly works



Examples of use



The 850 W motor is suitable for production of dovetails W-1, W-2 and W-3.



Operating mode: Lowering the lever clamps the workpiece into place. Milling cutter lowers to set depth. Lifting the lever into starting position releases the workpiece and motor stops automatically.



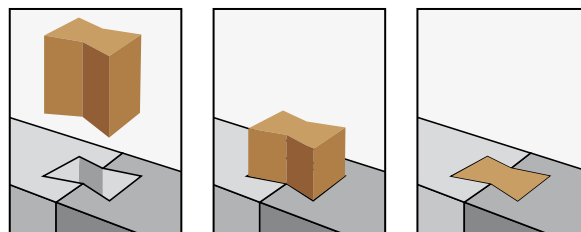
€561,-
Price exd. VAT

BERNARDO
www.bernardo.at
SEMIPROFESSIONAL

Standard accessories:

- 1 pc. milling cutter for key size W-2
- Mitre fence 45°
- 2 sidewise fence
- Manual downholder

Technical data	KNF 1
Mill holder Ø	6 mm
Milling depth	0 - 55 mm
Table size	380 x 220 mm
Control	manual
Workpiece clamping	manual
Fence length	390 mm
Width of profile max.	185 mm
Clearance max.	95 mm
Speed	32000 rpm
Motor power	0,85 kW
Voltage	230 V
Machine dimension (W x D x H)	400 x 620 x 535 mm
Weight approx.	10 kg
Art. no.	14-2115



Optional accessories:

	Art. no.	excl. VAT
Dovetail milling cutter W-1*	16-2030	€ 64,-
Dovetail milling cutter W-2*	16-2031	€ 64,-
Dovetail milling cutter W-3*	16-2032	€ 66,-
Hoffmann-key		on request

BERNARDO
www.bernardo.at


Twin keyway milling machine

Pneumatic twin keyway milling machine

- Equipped with adjustable fences to allow for convenient positioning of workpiece
- Cost efficient production of frame connections of various kinds, eg. drawers, picture frames, door cladding, wreath frames, segmental arches, window frames and many more
- Quick and low cost connections are particularly economical for production of small to medium sized series
- Shape and force ensure strong connections – no adhesives required
- Depending on type of application and material, there are different key sizes and lengths available
- Operating mode: lowering lever secures workpiece into places, milling cutters lower to the set depth. Lifting the lever releases workpiece – motor switches off automatically



Example of use



Adjustable fences for optimal positioning and clamping of workpiece come standard.



Simultaneous production of two keyways with fixed spacing of 28 mm.

**Best
Price**

€592,-
Price excl. VAT

KNF 2

BERNARDO
SEMIPROFESSIONAL



Technical data	KNF 2	KNF 2 P
Mill holder Ø	6 mm	6 mm
Milling depth	0 - 55 mm	0 - 50 mm
Table size	380 x 220 mm	390 x 220 mm
Control	manual	pneumatic
Workpiece clamping	manual	pneumatic
Spindle distance	28 mm	28 mm
Needed air pressure	-	6 - 8 bar
Fence length	390 mm	390 mm
Width of profile max.	185 mm	185 mm
Clearance max.	85 mm	100 mm
Speed	32000 rpm	32000 rpm
Motor power	0,85 kW	0,85 kW
Voltage	230 V	230 V
Machine dimension (W x D x H)	400 x 500 x 730 mm	400 x 620 x 480 mm
Weight approx.	16 kg	14 kg
Art. no.	14-2116	14-2117

Standard accessories:

- 2 pcs. milling cutter for key size W-2
- Mitre fence 45°
- 2 sidewise fence
- Manual downholder (KNF 2)
- Pneumatic downholder (KNF 2 P)
- Foot pedal (KNF 2 P)

The KNF 2 and KNF 2 P twin keyway milling machines are suitable for connecting wider frame parts, such as hand railings, segmental arches, arched windows, corner benches etc. Two keyway segments are produced in one go. The KNF 2 P model additionally features a pneumatic downholder controlled by a foot pedal.

KNF 2 KNF 2 P

Drilling, multi-boring
and chisel mortising

BERNARDO
www.bernardo.at
SEMI PROFESSIONAL



Individual adjustment of milling depth to desired dovetail length.



The dovetail shape interlocks frame parts strongly in shape and force.



Maximum clearance of 100 mm, maximum milling depth 50 mm (KNF 2 P).

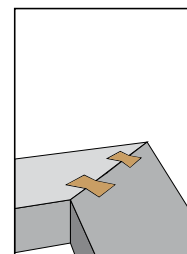
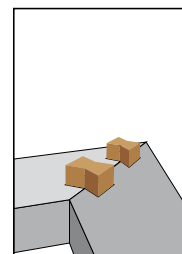
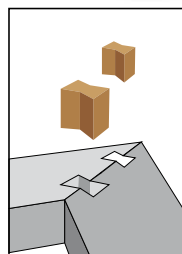


Powerful drive motor for milling of keyway with key sizes W-1, W-2 and W-3.

€867,-

Price excl. VAT

KNF 2 P



Optional accessories:

Dovetail milling cutter W-1*
Dovetail milling cutter W-2*
Dovetail milling cutter W-3*
Hoffmann-key

Art. no.	excl. VAT
16-2030	€ 64,-
16-2031	€ 64,-
16-2032	€ 66,-
	on request

BERNARDO
www.bernardo.at

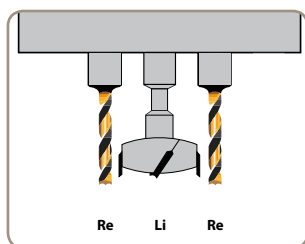
Current second hand machines, remnants or sample machines are available at www.bernardo.at

Manual hinge drilling machine Pneumatic hinge drilling machine

- Comes complete with adjustable end stop depth of hole
- Compact construction, suitable for transport between sites (BBM 35 M)
- Model BBM 35 M is extremely user-friendly, no pressure required
- Powerful motor (0.75 kW) designed for continuous operation
- Excellent for drilling of hinges on furniture – Blum or Grass
- Model BBM 35 P features an extensive range of accessories



3-spindle drill unit with hinge drill of 35 mm left and 2x drill bits, each 2 mm in diameter right.



The middle hinge drill is left turning, the ones on the side are right turning.

User-friendly

€645,-

Price excl. VAT

BBM 35 M



Efficient and cost-efficient fixing of hinges.

BERNARDO
SEMIPROFESSIONAL



Technical data

	BBM 35 M	BBM 35 P
Drill diameter	35 mm	35 mm
Quantity of spindles	3 pcs.	3 pcs.
Control	manual	pneumatic
Workpiece clamping	manual	pneumatic
Distance table/spindle max.	85 mm	85 mm
Distance table/drill max.	50 mm	50 mm
Table size	500 x 350 mm	500 x 350 mm
Table moveable	105 mm	105 mm
Fence length (incl. extension)	500 mm	1500 mm
Necessary air pressure	-	6 - 8 bar
Speed	3000 rpm	3000 rpm
Motor power	0,75 kW	0,75 kW
Voltage	230 V	230 V
Machine dimension (W x D x H)	500 x 500 x 520 mm	500 x 520 x 500 mm*
Weight approx.	19 kg	25 kg
Art. no.	10-1013 BBM 35 M - Blum 10-1015 BBM 35 M - Grass	10-1014 BBM 35 P - Blum 10-1016 BBM 35 P - Grass

* without sidewise fence

Standard accessories BBM 35 M:

- Hinge drill diam. 35 mm left
- 2 pcs. drill diam. 2 mm right
- 3-spindle drilling unit
- 0,5 m fence with 2 stops
- Manual hand lever
- Working table

Standard accessories BBM 35 P:

- Hinge drill diam. 35 mm left
- 2 pcs. drill diam. 2 mm right
- 3-spindle drilling unit
- Drilling unit with pneumatic feed
- 1,5 m fence with 2 stops
- 2 pcs. pneumatic downholder
- Air pistol
- Foot pedal
- Working table


The BBM 35 hinge drill is available as a manual model or with pneumatic drill feed. Both models are suitable for the hinge systems of Blum or Grass, making these drills ideal devices for small businesses and craftsmen.

BBM 35 M BBM 35 P

Drilling, multi-boring
and chisel mortising



Pneumatic downholder (BBM 35 P) allows for ideal clamping of workpiece.



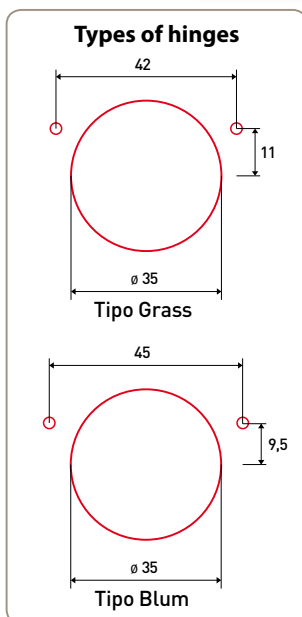

Complete with air pistol.



Maintenance-free aluminium feed cylinder.



Comes complete with tiltable fences, ideal for repetitive operations.



€920,-
 Price exd. VAT
 BBM 35 P

Optional accessories:

Hinge drill HW, D35, NL31, GL57, S10, RE
 Drill 2 mm, clockwise

Art. no.	excl. VAT
16-2072	€ 34,-
16-2073	€ 11,-

Chisel mortising machine

HM 12 P

The HM 12 P mortising machine is a compact bench model which is incredibly easy to operate, making it ideal for amateurs.


- Gear rack allows for easy height adjustment of drill head
- Suitable for mortising of rectangular holes for tenon joints etc.
- Solid double column guide ensures precise results
- Adjustable drill depth stop guarantees consistent accuracy
- Ideal for slotting and mortising of hard and soft timbers



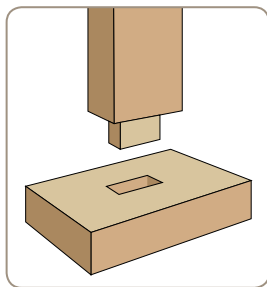
Features convenient chisel holder for tool storage.



Powerful aluminium motor in accordance with IP 54 standards.



Adjustable workpiece fence allows for high repeat accuracy when mortising.



Example of use: tenon joints

NEW

€230,-
Price exd. VAT

HM 12 N



BERNARDO
www.bernardo.at
HOBBY

Technical data

HM 12 P

Chisel size max.	12,7 mm
Drill stroke	130 mm
Max. workpiece height	130 mm
Table size	340 x 140 mm
Speed	1400 rpm
Motor power	0,37 kW (0,5 HP)
Voltage	230 V
Machine dimension (W x D x H)	340 x 390 x 700 mm
Weight approx.	26 kg
Art. no.	14-2085B

Standard accessories:

- Drill chuck 13 mm
- Adjustable fence
- Chisel holder

Optional accessories:

Mortising chisel 6,35 mm, 19 mm shaft	14-1000	€	19,-
Mortising chisel 8,00 mm, 19 mm shaft	14-1001	€	19,-
Mortising chisel 9,50 mm, 19 mm shaft	14-1002	€	21,-
Mortising chisel 12,70 mm, 19 mm shaft	14-1003	€	23,-

Art. no.	excl. VAT
14-1000	€ 19,-
14-1001	€ 19,-
14-1002	€ 21,-
14-1003	€ 23,-


Chisel mortising machine

HM 25

Drilling, multi-boring
and chisel mortising

The HM 25 mortising machine features an extensive range of accessories (quick clamping device, longitudinal fence etc.) allowing for convenient, fast and efficient processing of a series of rectangular holes. Another advantage of this model particularly for oversize workpieces is the up to 180° swivelling spindle head.

- Complete with handwheels for changing the coordinate table
- Drill chuck accessible from both sides for convenient change of mortising chisels
- Adjustable dovetail guiding in all axis
- Spindle head swivels 180°, essential for mortising works on doors
- Includes gas pressure cylinder to support mortising
- Ideal for slotting and mortising of soft and hard timbers
- Grey cast-iron machine frame eliminates vibrations and promotes accuracy



Convenient longitudinal fence for repeated operations.



Spindle head adjusts 180° to allow mortising of door locks and hinges.



Eccentric clamp and quick clamping vice for secure fastening of workpiece.

Following drill heads are available:

- Gang drill head 32 mm
- Drill head for hinges type Grass
- Drill head for hinges type Blum
- Drill head for window fittings



BERNARDO
SEMIPROFESSIONAL

€590,-
Price excl. VAT

HM 25

€95,-
Price excl. VAT

Stand

Standard accessories:

- Drill chuck 16 mm
- 2 pcs. eccentric holder
- Longitudinal fence
- Drill depth stop with scale
- Quick clamping vice
- Gas pressure balancing cylinder
- Moveable coordinate table

Picture shows drill head for window fittings and machine stand. (optional accessories)

Technical data

HM 25

Chisel size max.	25,4 mm
Drill stroke	230 mm
Max. mortising depth	76 mm
Max. workpiece height	200 mm
Max. workpiece width	145 mm
Table size	400 x 150 mm
Travel (x / y)	175 / 150 mm
Speed	2850 rpm
Motor power	0,75 kW (1,0 HP)
Voltage	230 V
Machine dimension (W x D x H)*	430 x 610 x 1100 mm
Weight approx.	100 kg
Art. no.	14-2090

* without stand

Optional accessories:

	Art. no.	excl. VAT
Mortising chisel 6,35 mm, 19 mm shaft	14-1000	€ 19,-
Mortising chisel 8,00 mm, 19 mm shaft	14-1001	€ 19,-
Mortising chisel 9,50 mm, 19 mm shaft	14-1002	€ 21,-
Mortising chisel 12,70 mm, 19 mm shaft	14-1003	€ 23,-
Mortising chisel 15,87 mm, 19 mm shaft	14-1004	€ 26,-
Mortising chisel 19,00 mm, 19 mm shaft	14-1005	€ 28,-
Mortising chisel 25,40 mm, 19 mm shaft	14-1006	€ 31,-
Gang drill head 32 mm	14-1106	€ 525,-
Drill head 43 mm for window handle	14-1104	€ 400,-
Drill head 42/11 for hinge type Grass	14-1110	€ 388,-
Drill head 45/9,5 for hinge type Blum	14-1112	€ 418,-
Stand with tool shelf	14-2095	€ 95,-

BERNARDO
www.bernardo.at

Should you have any questions, please feel free to contact our service center +43 / 732 / 664015

Chisel mortising machine HM 25 TOP

The HM 25 Top is an enhancement of the HM 25 mortising machine. The spindle head can be tilted to the right and to the left up to 22.5°. The work table tilts to the front and the back.

- For mortising of rectangular shaped holes for tenon joints etc.
- Adjustable drill depth stop ensures repeat accuracy when mortising
- Eccentric clamp can be adjusted quickly to secure workpiece to table
- Includes gas pressure cylinder to support mortising
- Ideal for slotting and mortising of hard and soft timbers



Work table tilts to front and back, which increases the range of applications significantly.

€720,-
Price exd. VAT
HM 25 TOP



Choice of drill heads are optionally available.



Spindle head tilts to the right and to the left up to 22.5°.



BERNARDO®
www.bernardo.at
SEMIPROFESSIONAL

€95,-
Price exd. VAT
Stand

Technical data	HM 25 TOP	HM 30 Porta
Chisel size max.	25,4 mm	25,4 mm
Drill stroke	230 mm	180 mm
Max. mortising depth	76 mm	76 mm
Max. workpiece height	200 mm	1150 mm
Max. workpiece width	185 mm	210 mm
Table size	540 x 190 mm	500 x 150 mm
Table tiltable left / right	-	45° / 45°
Tilting range work table forward / backward	22,5° / 22,5°	-
Tilting range spindle head	22,5° / 22,5°	-
Drill head sidewise moveable	-	235 mm
Drill head forward / backward moveable	-	100 mm
Travel (x / y)	280 / 135 mm	-
Speed	1400 rpm	1400 rpm
Motor power	0,75 kW (1,0 HP)	1,1 kW (1,5 HP)
Voltage	230 V	400 V
Machine dimension (W x D x H)	570 x 650 x 1115 mm	650 (1255)* x 550 x 1820 mm
Weight approx.	110 kg	190 kg
Art. no.	14-2105	14-2108

Standard accessories:

- Drill chuck 16 mm
- 2 pcs. eccentric holder
- Longitudinal fence
- Drill depth stop with scale
- Quick clamping vice
- Mortising chisel 15,87 mm
- Gas pressure balancing cylinder
- Tiltable coordinate table (HM 25 TOP)
- Tiltable working table (HM 30 Porta)
- Closed machine base with tool shelf (HM 30 Porta)

* with longitudinal fence

Chisel mortising machine HM 30 Porta

The HM 30 Porta mortising machine features a solid construction and wide range of accessories, making it ideal for processing of oversize workpieces, such as doors, window frames etc. This model can be used for individual as well as repeated operations.

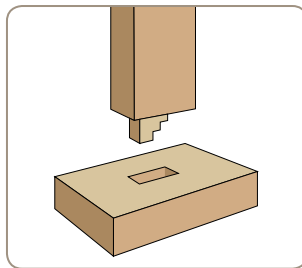
- Powerful drive motor, also suitable for continuous operation
- Adjustable eccentric clamp secure workpiece to table
- Ideal for mortising of rectangular shaped holes for tenon joints and more
- Optimal device for slotting and mortising of hard and soft timbers
- Adjustable drill depth stop for high repeat accuracy when mortising
- Includes gas pressure cylinder to support mortising



Solid work table tilts 45° to the right and left.



Cross and longitudinal movement feature adjustable fences.



Example of use: tenon joints



Example of use.



Choice of drill heads are optionally available.

€1.296,-*
Price excl. VAT
HM 30 Porta



Optional accessories:

Mortising chisel 6,35 mm, 19 mm shaft
Mortising chisel 8,00 mm, 19 mm shaft
Mortising chisel 9,50 mm, 19 mm shaft
Mortising chisel 12,70 mm, 19 mm shaft
Mortising chisel 15,87 mm, 19 mm shaft
Mortising chisel 19,00 mm, 19 mm shaft

Art. no.	excl. VAT
14-1000	€ 19,-
14-1001	€ 19,-
14-1002	€ 21,-
14-1003	€ 23,-
14-1004	€ 26,-
14-1005	€ 28,-

Optional accessories:

Mortising chisel 25,40 mm, 19 mm shaft
Gang drill head 32 mm
Drill head 43 mm for window handle
Drill head 42/11 for hinge type Grass
Drill head 45/9,5 for hinge type Blum
Stand for HM 25 TOP

Art. no.	excl. VAT
14-1006	€ 31,-
14-1106	€ 525,-
14-1104	€ 400,-
14-1110	€ 388,-
14-1112	€ 418,-
14-2095	€ 95,-

Mortising machine

LBM 150 P

- Complete with Westcott drill chuck 0 – 16 mm with cover
- Eccentric holder for secure fastening of workpiece comes standard
- Ergonomically positioned lever allows for one handed operation of work table
- Motor protective switch in accordance with IP 54 standards with undervoltage release
- Precise roller guiding ensure accurate movement of work table
- Powerful motor guarantees optimal performance
- Multiple holes are easy to achieve with the rotor group (part of standard equipment)



Complete with 4-size rotor group with grid spacing 16 / 20 / 22 / 25 mm.



Emergency-off button and rotation switch on machine side.



Set height of work table can be read out on scale.



Practical tool shelf in machine base.



€68,-
Price exd. VAT
UF 300

Optionally available universal trolley allows for easy transport.

Standard accessories:

- 4-size rotor group with grid spacing 16 / 20 / 22 / 25 mm
- Westcott drill chuck 0 - 16 mm
- 1 pc. eccentric holder
- Mitre fence with guide
- Left and right turning
- Digital readout for table height adjustment
- Machine base with tool shelf

Technical data	LBM 150 P
Table size	500 x 200 mm
Table height	760 - 900 mm
Max. drill depth 90°	150 mm
Drill width	300 mm
Height adjustment	140 mm
Speed	2850 rpm
Westcott drill chuck	0 - 16 mm
Dust extraction outlet	100 mm
Motor power output S1100%	2,2 kW (3,0 HP)
Motor power input S6 40%	3,0 kW (4,0 HP)
Voltage	230 V or 400 V
Machine dimension (B x T x H)	770 x 920 x 1245 mm
Weight approx.	102 kg
Art. no.	10-0998 (230 V) 10-0999 (400 V)

The LBM 150 P is a low cost mortising machine features right and left turning, a mitre fence as well as a 4-size rotor group. The small but compact construction makes this model ideal for craftsmen.

LBM 150 P

Drilling, multi-boring
and chisel mortising



Complete with eccentric holder to allow secure fastening of workpiece.



Adjustable mitre fence, tiltable 2 x 60°.



Handwheel allows for smooth height adjustment of work table.

Digital readout for table height adjustment

Right-left turning



€755,-
Price excl. VAT

VOLTAGE

Alternatively in
230 V or 400 V

Optional accessories:

	Art. no.	excl. VAT
Mortising bit set 6 pcs. clockwise (6/8/10/12/14/16 mm), 13 mm shaft	16-2002	€ 37,-
Mortising bit set 6 pcs. counter clockwise (6/8/10/12/14/16 mm), 13 mm shaft	16-2003	€ 37,-
Dust collector DC 230 E / 230 V with tube (2,5 m)	12-2043	€ 198,-

Optional accessories:

	Art. no.	excl. VAT
Dust collector DC 230 E / 400 V with tube (2,5 m)	12-2044	€ 198,-
PVC-tube diam. 100 mm (4 m)	12-1069	€ 47,-
Automatic start-up ALV 2 / M 230 - 230 V	12-1152	€ 81,-
Automatic start-up ALV 10 / 1 M	12-1150	€ 136,-
Universal carriage UF 300	56-1070	€ 68,-

BERNARDO®
www.bernardo.at

For your closest dealer, contact us at www.bernardo.at

Mortising machine

LBM 220

- Equipped with 2 pcs. eccentric holder and mitre fence
- Advantage of drill unit travel: combined with the serially table extension, longer, oversize workpieces such as doors, can be processed effortlessly
- One hand lever allows for easy adjustment of cross support
- Westcott drill chuck 0 – 20 mm with protective cover comes standard
- Includes mortising chisel collet for accurate mortising of rectangular holes (eg. tenon joints)
- Handwheel allows for convenient height adjustment of drill unit
- Rigid steel construction eliminates vibrations
- Powerful motor ensures optimal performance
- Large grey cast-iron table features treated surface
- Equipped with 2 speed settings plus right and left turning device
- Rotor group with grid spacing 16 / 20 / 22 / 25 mm comes standard, ideal for multiple hole drilling



Rotor group with grid spacing 16 / 20 / 22 / 25 mm includes remote lever to set spacing, ideal for multiple hole drilling.

Right-left turning



Precise roller guiding allows accurate movement of drill unit.



BERNARDO
www.bernardo.at
SEMI-PROFESSIONAL

Serially table extensions in width and length allow processing of oversize workpieces.

Standard accessories:

- Table enlargement and extension
- 4-size rotor group with grid spacing 16 / 20 / 22 / 25 mm
- Westcott drill chuck 0 - 20 mm
- 1 pc. mortising chisel 9,50 mm
- 2 pcs. eccentric holder
- Mitre fence with guide
- Left and right turning
- 4 mortising chisel collets (19, 20, 28, 30 mm shaft)
- Machine base with tool shelf

Technical data

LBM 220

Table size	570 x 300 mm
Table enlargement (optional)	2x 600 x 260 mm
Table extension (optional)	300 x 600 mm
Table height	870 mm
Max. drill depth	155 mm
Drill width	300 mm
Height adjustment	160 mm
Speed	1400 / 2800 rpm
Westcott drill chuck	0 - 20 mm
Dust extraction outlet	100 mm
Motor power output S1 100%	3,0 kW (4,0 HP)
Motor power input S6 40%	4,2 kW (5,7 HP)
Voltage	400 V
Machine dimension (W x D x H)*	570 x 950 x 1340 mm
Weight approx.	140 kg
Art. no.	10-1004

* with table enlargement and extension: 2500 x 1500 x 1340 mm

The LBM 220 mortising machine features a torsion-free steel construction and a firmly attached, surface treated, big grey cast-iron table. The serially table extension and enlargement allow for oversize workpieces to be processed.

LBM 220

Drilling, multi-boring and chisel mortising



For angular drilling this machine comes with a mitre fence which tilts to both sides (-60° to +60).



Westcott drill chuck is suitable for mortising bits with 20 mm shaft size.



Comes complete with counter weight to make this model also suitable for mortising chisels with a diameter of up to 25.4 mm.

Fully equipped with 2 speed settings



€1.190,-
Price exd. VAT

Optional accessories:

	Art. no.	excl. VAT
Mortising bit set 6 pcs. clockwise (6/8/10/12/14/16 mm), 13 mm shaft	16-2002	€ 37,-
Mortising bit set 6 pcs. counter clockwise (6/8/10/12/14/16 mm), 13 mm shaft	16-2003	€ 37,-
Mortising bit 18 mm, clockwise, 16 mm shaft	16-2004	€ 25,-
Mortising bit 20 mm, clockwise, 16 mm shaft	16-2005	€ 33,-
Mortising bit 22 mm, clockwise, 16 mm shaft	16-2006	€ 44,-
Mortising chisel 6,35 mm, 19 mm shaft	14-1000	€ 19,-

Optional accessories:

	Art. no.	excl. VAT
Mortising chisel 8,00 mm, 19 mm shaft	14-1001	€ 19,-
Mortising chisel 9,50 mm, 19 mm shaft	14-1002	€ 21,-
Mortising chisel 12,70 mm, 19 mm shaft	14-1003	€ 23,-
Mortising chisel 15,87 mm, 19 mm shaft	14-1004	€ 26,-
Dust collector DC 230 E / 400 V with tube (2,5 m)	12-2044	€ 198,-
Dust collector DC 300 / 400 V	12-2045	€ 295,-
Tube diam. 100 mm (6 m)	12-1077	€ 100,-
Automatic start-up ALV 10 / 1 M	12-1150	€ 136,-

BERNARDO[®]
www.bernardo.at

For your closest dealer, contact us at www.bernardo.at

Staircases works and mortising machine

LBM 350 T

- Maintenance-free linear guiding allows for feed of drill depth
- Quick lift system allows for efficient, economical processing without time-consuming winding of crank
- Smooth, stepless height setting of drill head features fine adjustment and gas pressure cylinder for counter balance
- Cross travel and height adjustment features scales and adjustable fences
- Robust steel construction eliminates vibrations
- Drill depth adjustable via scale and fence
- Height adjustment of drill head can be altered throughout vertical slotting
- Large grey cast iron table with polished surface



Powerful 2-step motor ensures optimal performance.




Drill head tilts 60° to right and left.



Drill table features scale with zero marking in the middle.

**Ideal for staircases
and frame works**



**Drill template
comes standard**

Technical data

LBM 350 T

Table size	595 x 315 mm
Table extension	2x 200 x 220 mm
Table height	830 mm
Max. drill depth	220 mm
Drill width	340 mm
Height adjustment	145 mm
Drill head tiltable right / left	-60° to +60°
Speed	1400 / 2850 rpm
Westcott drill chuck	0 - 20 mm
Motor power	1,5 / 1,9 kW (2,0 / 2,6 HP)
Voltage	400 V
Machine dimension (W x D x H)	1200 x 1050 x 1300 mm
Weight approx.	240 kg
Art. no.	10-1011

Standard accessories:

- 2 pcs. eccentric holder
- 2 pcs. table extension
- Adjustable double mitre fence (30° - 90°)
- Template device

The top model of the LBM range features a drill head tilting 60° to the right and left, making it the perfect solution for assemblies around staircases, window and frame works. The motor is moved single handed and the work table is mounted firmly which allows for processing of oversize workpieces such as doors for example.

LBM 350 T

Drilling, multi-boring and chisel mortising



Includes double mitre fence steplessly adjustable from 30° - 90°.



Complete with template for drilling of bevelled slots.



Guide for height setting precisely adjustable.



€2.290,-

Price exd. VAT

Fully equipped with 2 speed settings

BERNARDO
PROFESSIONAL

Optional accessories:

	Art. no.	excl. VAT
Mortising bit set 6 pcs. clockwise (6/8/10/12/14/16 mm), 13 mm shaft	16-2002	€ 37,-
Mortising bit 18 mm, clockwise, 16 mm shaft	16-2004	€ 25,-
Mortising bit 20 mm, clockwise, 16 mm shaft	16-2005	€ 33,-
Mortising bit 22 mm, clockwise, 16 mm shaft	16-2006	€ 44,-

Optional accessories:

	Art. no.	excl. VAT
Baluster drill 20 mm, 13 mm shaft	16-2020	€ 109,-
Baluster drill 22 mm, 13 mm shaft	16-2021	€ 128,-
Baluster drill 25 mm, 13 mm shaft	16-2022	€ 134,-
Baluster drill 30 mm, 13 mm shaft	16-2023	€ 188,-

BERNARDO
www.bernardo.at

For the most up to date information please visit www.bernardo.at

Universal multiboring machine

Multibor DB 21


- Automatic drill unit return when reaching set drill depth
- Includes fittings for multiple hole drilling up to 280 mm, ideal for multiple hole drilling eg. Side panels, sliding door cupboards and many more
- Adjustable feed rate allows clean perforation of holes
- Drill unit adjustable to 45° angle for mitre corpus-dowelling
- Mechanical digital display allows drill height adjustment over support table
- Automatic pneumatic control with foot pedal for clamping – drilling – releasing
- Reliable end stop system allows for short conversion times



Keyless drill chuck is part of standard equipment



Removable side fences allow for short conversion times from corpus to frame and multiple hole boring



Pneumatic clamp adjustable for drilling of smaller workpieces



For manufacturing from:

- Multiple hole boring
- Frames
- Corpus connectors
- Frame connection
- 45° connections
- 90° connections
- Hardware drilling

Technical data

Multibor DB 21

Spindles	21 pcs.
Distance between spindles	32 mm
Distance first / last spindle	640 mm
Max. drill depth	50 mm
Table size	870 x 560 mm
Spindle speed	2800 rpm
Motor power	1,5 kW
Voltage	400 V
Air pressure	6 - 8 bar
Machine dimension (W x D x H)	1100 (3000*) x 1130 x 1300 mm
Weight approx.	370 kg
Art. no.	10-1030

* with optional aluminium fence

Standard accessories:

- 2 pcs. pneumatic clamping cylinder
- 4 pcs. keyless drill chuck
- Pneumatic tilting of the drill head
- Mechanical digital readout of drill depth
- Mechanical digital readout for drill depth over support table
- 2 pcs. side fence with stops
- Foot pedal



Fence with 3 gaps to use with multiple drill heads for hinges


The Multibor DB 21 universal multiboring machine features 21 spindles, making it perfect for drilling corpus connections, frames and hardware and multiple hole boring. The pneumatic tiltable drill unit guarantees short conversion times making this model universal in use and attractive in price and benefit.

Multibor DB 21

Drilling, multi-boring and chisel mortising



Includes two counters: for drill depth and height adjustment



Pneumatic drill unit tilt from 0° - 45° - 90°



€2.850,-*
Price exd. VAT



Pneumatic tilting of drill unit

Optional accessories:

	Art. no.	excl. VAT
Aluminium fence 3000 mm with 4 stops	10-1031XL	€ 184,-
Keyless drill chuck	10-1032	€ 19,-
Combi bit segment Super 43/0 f. concealed hinges Grass	14-1121	€ 369,-

Optional accessories:

	Art. no.	excl. VAT
Combi bit segment Super 43/0 f. concealed hinges Blum	14-1122	€ 366,-
Tap borer		on request

BERNARDO[®]
www.bernardo.at

You are welcome to request our current special offer catalogue at www.bernardo.at

Woodturning lathe

DM 305 V

The DM 305 V lathe features an electronic, steplessly adjustable speed setting as part of the standard accessories. The great price to performance ratio makes this model an attractive choice for hobby craftsmen.

- Steplessly adjustable spindle speed allows for optimal adjustment to workpiece
- Machine bed, tail- and spindle stock consists of solid grey cast-iron to eliminate vibrations
- Large speed range from 750 – 3200 rpm, steplessly adjustable
- Robust spindle, mounted with precision to ensure concentricity
- Solid tool rest ensures sufficient support for chisels
- Extensive range of extra equipment to widen the choice of applications
- Tailstock spindle features hole to allow processing of long workpieces
- Quick clamping lever allows for fast clamping of tailstock to machine bed

BERNARDO
www.bernardo.at
HOBBY



4-jaw chuck 125 mm /
M 33 x 3,5 mm (Option)



Serially with tool rest 110 mm and 175 mm.



Stepless adjustment ensures
ideal speed settings.



Self-centering chuck 40 / 70
(optional)



Collet chuck system M 24 / M 33, 6 pcs.
(optional)



Wide range
of optional accessories

€198,-
Price excl. VAT

Standard accessories:

- 2 pcs. tool rest 110 / 175 mm
- 2 pcs. face plate 60 / 145 mm
- Spore drive center
- Live center
- Stepless speed adjustment
- Tools

Stepless
speed adjustment

Technical data

DM 305 V

Distance between centers	345 mm
Working diameter	
- over guideway	210 mm
- over support	140 mm
Spindle speeds	750 - 3200 rpm, stepless
Spindle thread	M 33 x 3,5 mm
Taper of tailstock sleeve	MT 1
Travel of tailstock sleeve	38 mm
Motor power output S ₁ 100%	0,25 kW (0,34 HP)
Motor power input S ₆ 40%	0,31 kW (0,42 HP)
Voltage	230 V
Machine dimension (W x D x H)	660 x 250 x 310 mm
Weight approx.	20 kg
Art. no.	10-1069

Optional accessories:

- Collet chuck system M 24 / M 33, 6 pcs.
- Drive center set M 33 x 3,5, 7 pcs.
- Drive center set M 33 x 3,5 incl. 2 live center, 9 pcs.
- 3-jaw chuck 125 mm / M 33 x 3,5 mm
- 4-jaw chuck 125 mm / M 33 x 3,5 mm
- Self-centering chuck 40 / 70
- Power chuck set 6 pcs., with collet M 33 x 3,5 mm
- Profi-chisel set HSS, 8 pcs. / set B
- Mini-chisel set HSS, 5 pcs. / set E
- Mini-chisel set HSS, 3 pcs. / set F
- Economy live center PC - MT 1

Art. no.	excl. VAT
10-5050	€ 80,-
10-5051	€ 74,-
10-5052	€ 100,-
10-6004	€ 71,-
10-6002	€ 73,-
10-6020	€ 74,-
10-6030	€ 98,-
10-7002	€ 110,-
10-7006	€ 59,-
10-7007	€ 49,-
22-1000	€ 35,-

Woodturning lathe

DM 450

The DM 450 woodturning lathe features a solid grey cast construction to eliminate vibrations and ensure for top accuracy. The model can be equipped with an optional available bed extension, whereby the distance between center will be increased up to 980 mm.

- Ideal for craftsmen with high demands
- Robust tailstock with MT 2 taper and quick clamping lever
- Solid construction eliminates vibrations
- Clearly arranged switches and control elements on the front of machine
- Tool rest 150 mm and face plate 75 mm are part of standard equipment
- Extensive range of extra equipment to widen the choice of applications
- Quick clamping lever allows for easy locking of tool rest



3-jaw chuck 150 mm / M 33 (optional)



Quick clamping lever allows for easy clamping of tool rest.



The compact tailstock can easily be locked into position by one-hand lever.



For clamping of asymmetrical workpieces the machine can be equipped with a 4-jaw independent chuck.



4-jaw chuck 125 mm / M 33 (optional)



Self-centering chuck 40 / 70 (optional)

Best Price



€250,-
Price excl. VAT

Picture shows optionally available bed extension to 980 mm.

Technical data	DM 450
Distance between centers	420 mm
Distance between centers with extension*	980 mm
Working diameter	
- over guideway	260 mm
- over support	190 mm
Spindle speeds	500 - 3200 rpm
Speed steps	5
Spindle thread	M 33 x 3,5 mm
Taper of tailstock sleeve	MT 2
Travel of tailstock sleeve	50 mm
Motor power output S ₁ 100%	0,44 kW (0,6 HP)
Motor power input S ₆ 40%	0,55 kW (0,75 HP)
Voltage	230 V
Machine dimension (W x D x H)	780 x 260 x 380 mm
Weight approx.	33 kg
Art. no.	10-1070

* optional

Standard accessories:

- Tool rest 150 mm
- Face plate 75 mm
- Spore drive center
- Live center
- Tools



Optional accessories:

	Art. no.	excl. VAT
Bed extension f. DM 450 / DM 450 V	10-3005	€ 69,-
Collet chuck system M 24 / M 33, 6 pcs.	10-5050	€ 80,-
Drive center set M 33 x 3,5, 7 pcs.	10-5051	€ 74,-
Drive center set M 33 x 3,5 incl. 2 live center, 9 pcs.	10-5052	€ 100,-
4-jaw chuck 125 mm / M 33 x 3,5 mm	10-6002	€ 73,-
3-jaw chuck 150 mm / M 33 x 3,5 mm	10-6005	€ 79,-
Self-centering chuck 40 / 70	10-6020	€ 74,-
Chuck M 70 with dovetail jaws type A	10-6052	€ 108,-
Profi-chisel set HSS, 8 pcs. / set B	10-7002	€ 110,-
Mini-chisel set HSS, 5 pcs. / set E	10-7006	€ 59,-

Woodturning lathe

DM 450 V

The DM 450 V lathe features an electronic, steplessly adjustable speed setting as part of the standard accessories. The great price to performance ratio makes this model an attractive choice for hobby craftsmen.

- Ideal for craftsmen with high demands
- Comes complete with stepless speed adjustment
- Robust tailstock with MT 2 taper and quick clamping lever
- Solid construction eliminates vibrations
- Clearly arranged switches and control elements on the front of machine
- Tool rest 150 mm and face plate 75 mm are part of standard equipment
- Extensive range of extra equipment to widen the choice of applications
- Quick clamping lever allows for easy locking of tool rest



For clamping of asymmetrical workpieces the machine can be equipped with a 4-jaw independent chuck.



Quick clamping lever allows for easy clamping of tool rest.



The compact tailstock can easily be locked into position by one-hand lever.



Self-centering chuck 40 / 70 (optional)

**Best
Price**

BERNARDO®
www.bernardo.at
HOBBY

€280,-
Price excl. VAT



The stepless speed adjustment allows for the speed to be optimally adjusted to the workpiece.



€69,-
Price excl. VAT

Bed extension

**Stepless
speed adjustment**

Technical data

DM 450 V

Distance between centers	420 mm
Distance between centers with extension*	980 mm
Working diameter	
- over guideway	260 mm
- over support	190 mm
Spindle speeds	L: 650 - 1450 rpm M: 1250 - 2800 rpm H: 1600 - 3800 rpm
Speed steps	3
Spindle thread	M 33 x 3,5 mm
Taper of tailstock sleeve	MT 2
Travel of tailstock sleeve	50 mm
Motor power output S ₁ 100%	0,37 kW (0,5 HP)
Motor power input S ₆ 40%	0,50 kW (0,68 HP)
Voltage	230 V
Machine dimension (W x D x H)	820 x 260 x 380 mm
Weight approx.	34 kg
Art. no.	10-1075

* optional

Standard accessories:

- Tool rest 150 mm
- Face plate 75 mm
- Spore drive center
- Live center
- Stepless speed adjustment
- Tools

Picture shows optionally available bed extension to 980 mm.

Optional accessories:

- Bed extension f. DM 450 / DM 450 V
- Collet chuck system M 24 / M 33, 6 pcs.
- Drive center set M 33 x 3,5, 7 pcs.
- 4-jaw independent chuck 150 mm / M 33 x 3,5 mm
- 4-jaw chuck 125 mm / M 33 x 3,5 mm
- Self-centering chuck 40 / 70
- Chuck M 70 with dovetail jaws type A
- Profi-chisel set HSS, 8 pcs. / set B
- Mini-chisel set HSS, 5 pcs. / set E

Art. no.	excl. VAT
10-3005	€ 69,-
10-5050	€ 80,-
10-5051	€ 74,-
10-6000	€ 59,-
10-6002	€ 73,-
10-6020	€ 74,-
10-6052	€ 108,-
10-7002	€ 110,-
10-7006	€ 59,-

Woodturning lathe

DB 450

The DB 450 woodturning lathe features a solid grey cast construction to eliminate vibrations and ensure for top accuracy. The generous range of standard accessories (LED- display, stepless speed adjustment etc.) makes this model ideal for semi-professionals.

- Quick clamping lever allows for fast clamping of tailstock to machine bed
- Machine bed, tailstock and headstock made from rigid grey cast iron to eliminate vibrations
- 24 rests assist when locking the workpiece
- Complete with steel support, easy to adjust to various workpiece diameters
- Bed extension optionally available to extend distance between centers to 1070 mm
- Large speed range (2 steps) from 480 – 3800 rpm
- Tailstock spindle features hole to allow processing of long workpieces
- Robust spindle, mounted with precision to ensure concentricity



Robust belt drive ensures for optimal transmission to spindle.



LED display allows for convenient speed readout.



Optional accessory: Chuck M 95 with dovetail jaws type A



Stepless speed adjustment

Complete with tool holder on the rear to secure optimal storage for tools.



Stepless adjustment ensures ideal speed settings.

Including LED speed indication

Standard accessories:

- Tool rest 150 mm
- Face plate 80 mm
- Live center MT 2
- Stepless speed adjustment
- LED speed indication
- Spore drive center 25 mm
- Tool storage
- Working light
- Tools



€440,-
Price excl. VAT

€74,-
Price excl. VAT
Bed extension

BERNARDO
SEMIPROFESSIONAL



Picture with optional bed extension

Technical data	DB 450
Distance between centers	420 mm
Distance betw. centers w. extension*	1070 mm
Working diameter	
- over guideway	300 mm
- over support	230 mm
Spindle speed	480 - 3800 rpm, stepless
Speed steps	L 480 - 1800 rpm, H 900 - 3800 rpm
Spindle thread	M 33 x 3,5 mm
Taper of tailstock sleeve	MT 2
Travel of tailstock sleeve	50 mm
Motor power output S ₁ 100%	0,55 kW (0,75 HP)
Motor power input S ₆ 40%	0,75 kW (1,0 HP)
Voltage	230 V
Machine dimension (W x D x H)	970 x 300 x 440 mm
Weight approx.	36 kg
Art. no.	10-1077

* Option

Optional accessories:

	Art. no.	excl. VAT
Bed extension f. DB 450	10-3006	€ 74,-
Collet chuck system M 24 / M 33, 6 pcs.	10-5050	€ 80,-
Drive center set M 33 x 3,5 incl. 2 live center, 9 pcs.	10-5052	€ 100,-
4-jaw independent chuck 150 mm / M 33 x 3,5 mm	10-6000	€ 59,-
4-jaw chuck 125 mm / M 33 x 3,5 mm	10-6002	€ 73,-
Self centering chuck 40 / 70	10-6020	€ 74,-
Chuck M 95 with dovetail jaws type A	10-6053	€ 120,-
Profi-chisel set HSS, 8 pcs. / set B	10-7002	€ 110,-
Mini-chisel set HSS, 5 pcs. / set E	10-7006	€ 59,-

Woodturning lathe

DM 480 VD

The DM 480 VD woodturning lathe features a solid grey cast construction to eliminate vibrations and ensure for top accuracy. The generous range of standard accessories (LED- display, stepless speed adjustment etc.) makes this model ideal choice for hobby craftsmen.

- Quick clamping lever allows for fast clamping of tailstock to machine bed
- Large speed range (2 steps) from 300 - 3700 rpm
- Tailstock spindle features hole to allow processing of long workpieces
- Machine bed, tailstock and headstock made from rigid grey cast iron to eliminate vibrations
- Robust spindle, mounted with precision to ensure concentricity
- Bed extension optionally available to extend distance between centers to 1020 mm
- Quick clamping lever allows for easy locking of tool rest
- Digital display allows for convenient adjustment of speed settings



LED display allows for convenient speed readout.



4-jaw chuck 150 mm / M 33 (optional)



Sleeve features bore which is ideal for eg. creating cable shafts in lamp bases.



The power-chuck set Premium M 70, consisting of several chuck devices increases the number of applications significantly (optional extra).

BERNARDO
www.bernardo.at
HOBBY



Serially with tool rest 300 mm.

NEW



€295,-
Price excl. VAT

€69,-
Price excl. VAT

Bed extension

Including
LED speed indication

Stepless
speed adjustment

Technical data

DM 480 VD

Distance between centers	460 mm
Distance between centers with extension*	1020 mm
Working diameter	
- over guideway	310 mm
- over support	240 mm
Spindle speeds	300 - 3700 rpm, stepless
Speed steps	L 300 - 1200 1/2/min, H 1000 - 3700 1/2/min
Spindle thread	M 33 x 3,5 mm
Taper of tailstock sleeve	MT 2
Travel of tailstock sleeve	55 mm
Motor power output S ₁ 100%	0,75 kW (1,0 HP)
Motor power input S ₆ 40%	1,1 kW (1,5 HP)
Voltage	230 V
Machine dimension (W x D x H)	950 x 300 x 410 mm
Weight approx.	38 kg
Art. no.	10-1074

* optional

Standard accessories:

- Tool rest 300 mm
- Face plate 80 mm
- Spore drive center
- Live center
- Stepless speed adjustment
- LED speed indication
- Tools

Picture shows optionally available bed extension to 1020 mm.

Optional accessories:

	Art. no.	excl. VAT
Bed extension	10-3005	€ 69,-
Collet chuck system M 24 / M 33, 6 pcs.	10-5050	€ 80,-
Drive center set M 33 x 3,5, 7 pcs.	10-5051	€ 74,-
4-jaw independent chuck 150 mm / M 33 x 3,5 mm	10-6000	€ 59,-
4-jaw chuck 150 mm / M 33 x 3,5 mm	10-6003	€ 81,-
Self centering chuck 40 / 70	10-6020	€ 74,-
Power chuck set Premium M 70	10-5065	€ 185,-
Profi-chisel set HSS, 8 pcs. / set B	10-7002	€ 110,-
Mini-chisel set HSS, 5 pcs. / set E	10-7006	€ 59,-

Professional woodturning lathe VDM 500

The VDM 500 woodturning lathe features a solid grey cast construction to eliminate vibrations and ensure for top accuracy. The generous range of standard accessories (LED- display, stepless speed adjustment etc.) makes this model ideal for semi-professionals.

- Quick clamping lever allows for fast clamping of tailstock to machine bed
- Machine bed, tailstock and headstock made from rigid grey cast iron to eliminate vibrations
- 24 rests assist when locking the workpiece
- Complete with steel support, easy to adjust to various workpiece diameters
- Large speed range (3 steps) from 250 - 3550 rpm
- Tailstock spindle features hole to allow processing of long workpieces
- Robust spindle, mounted with precision to ensure concentricity
- Comes complete with right and left turning device



Comes complete with a digital display to allow for convenient speed adjustment.



Repositioning the V-belt allows for easy change of the transmission ratio.



Serially with tool rest 200 mm.



Sleeve features bore which is ideal for eg. creating cable shafts in lamp bases.



€610,-
Price excl. VAT



€90,-
Price excl. VAT

Stand ULEG

Including LED speed indication

Stepless speed adjustment

Optional accessories:

	Art. no.	excl. VAT
Universal-stand ULEG	10-4005	€ 90,-
Collet chuck system M 24 / M 33, 6 pcs.	10-5050	€ 80,-
Drive center set M 33 x 3,5, 7 pcs.	10-5051	€ 74,-
Power chuck set Premium M 95	10-5063	€ 200,-
4-jaw independent chuck 150 mm / M 33 x 3,5 mm	10-6000	€ 59,-
4-jaw chuck 125 mm / M 33 x 3,5 mm	10-6002	€ 73,-
Self centering chuck 40 / 70	10-6020	€ 74,-
Profi-chisel set HSS, 6 pcs. / set A	10-7001	€ 99,-
Profi-chisel set HSS, 8 pcs. / set B	10-7002	€ 110,-
Starter-chisel set HSS, 5 pcs. / set D	10-7004	€ 95,-
Mini-chisel set HSS, 5 pcs. / set E	10-7006	€ 59,-
Economy live center PC - MT 2	22-1001	€ 57,-

Technical data

VDM 500

Distance between centers	520 mm
Working diameter	
- over guideway	360 mm
- over support	260 mm
Spindle speeds	250 - 3550 rpm, stepless
Speed steps	L 250 - 720 / M 600 - 1700 / H 1200 - 3550 rpm
Spindle thread	M 33 x 3,5 mm
Taper of tailstock sleeve	MT 2
Travel of tailstock sleeve	70 mm
Motor power output S ₁ 100%	0,75 kW (1,0 HP)
Motor power input S ₆ 40%	1,1 kW (1,5 HP)
Voltage	230 V
Machine dimension (W x D x H)	1100 x 450 x 500 mm
Weight approx.	50 kg
Art. no.	10-1078

Standard accessories:

- Tool rest 200 mm
- Face plate 100 mm
- Live center MT 2
- Stepless speed adjustment
- LED speed indication
- 2x spore drive center 25 mm
- Tools

Professional woodturning lathe

HCL 600 P

- Solid tailstock sleeve with MT 2 taper and bore to allow operating of long workpieces
- Quick clamping lever ensures fast clamping of tailstock to machine bed
- Includes steel tool rest, easily adjustable for various workpiece diameters
- Heavy cast-iron construction eliminates vibrations
- Digital display allows for convenient adjustment of speed settings
- Comes complete with right and left turning device
- Precisely bedded spindle ensures high concentricity
- Smooth running, powerful DC drive, steplessly adjustable



The powerful drive motor guarantees high torque even at low speed.



Robust belt drive ensures for optimal transmission to spindle.



Chuck M 115 with dovetail jaws type A (optional)



Quick clamping lever allows for easy clamping of tool rest.




Complete with tool holder to secure optimal storage for tools.

Serially equipped with left and right turning

Technical data	HCL 600 P
Distance between centers	600 mm
Distance between centers with extension*	1180 mm
Working diameter	
- over guideway	370 mm
- over support	270 mm
Spindle speed, stepless	250 - 720 rpm
	550 - 1700 rpm
	1200 - 3550 rpm
Speed steps	stepless, 3 steps
Spindle thread	M 33 x 3,5 mm
Tailstock	
Taper of tailstock sleeve	MK 2
Travel of tailstock sleeve	95 mm
Motor power output S ₁ 100%	0,75 kW (1,0 HP)
Motor power input S ₆ 40%	1,1 kW (1,5 HP)
Voltage	230 V
Machine dimension (W x D x H)	1500 x 540 x 1180 mm
Weight approx.	125 kg
Art. no.	10-1182

* optional



Picture with optional bed extension

NEW

Wide range of optional accessories

€158,-
Price excl. VAT

Bed extension /
Outboard turning
attachment



The spindle unit can travel longitudinally and can be locked into any position.

The HCL 600 P lathe features an electronic, steplessly adjustable speed setting as part of the standard accessoires which allows ideal adjustment to each workpiece. This model is predominately used among experienced, high-level amateurs.

HCL 600 P



Thanks to the optional glide bowl turner's toolrest set, a wide variety of machining operations can be carried out quickly and easily.

Solid tailstock sleeve with MT 2 taper and bore to allow operating of long workpieces.

**Best
Price**



The optional available outboard turning device (Ø 690 mm) can also be used as bed extension (1180 mm)

Standard accessories:

- Tool rest 200 mm
- Face plate 100 mm
- Live center
- Spore drive center
- Tools

Optional accessories:

	Art. no.	excl. VAT
Outboard turning attachment	10-3007	€ 158,-
Collet chuck system M 24 / M 33, 6 pcs.	10-5050	€ 80,-
Drive center set M 33 x 3,5, 7 pcs.	10-5051	€ 74,-
Drive center set M 33 x 3,5 incl. 2 live center, 9 pcs.	10-5052	€ 100,-
Glide bowl turner's toolrest set 4 pcs.	10-5062	€ 52,-
Power chuck set Premium M 115	10-5064	€ 237,-
Chuck M 115 with dovetail jaws type A	10-6054	€ 140,-

Including
LED speed indication



€1.195,-
Price excl. VAT

Stepless
speed adjustment

BERNARDO
SEMIPROFESSIONAL

Optional accessories:

	Art. no.	excl. VAT
4-jaw independent chuck 150 mm / M 33	10-6000	€ 59,-
Self-centering chuck 40 / 70, M 33 x 3,5 mm	10-6020	€ 74,-
Profi-chisel set HSS, 6 pcs. / set A	10-7001	€ 99,-
Profi-chisel set HSS, 8 pcs. / set B	10-7002	€ 110,-
Mini-chisel set HSS, 5 pcs. / set E	10-7006	€ 59,-
Economy live center PC - MT 2	22-1001	€ 57,-
Sweeper for woodturning lathe	10-4003	€ 70,-

BERNARDO
www.bernardo.at

For your closest dealer, contact us at www.bernardo.at

Professional woodturning lathe

HCL 620

- Solid tailstock sleeve with MT 2 taper and bore to allow operating of long workpieces
- Delta-frequency inverter ensures variable speed adjustment with optimal torque
- Quick clamping lever ensures fast clamping of tailstock to machine bed
- Includes steel tool rest, easily adjustable for various workpiece diameters
- Heavy cast-iron construction eliminates vibrations
- Digital display allows for convenient adjustment of speed settings
- Comes complete with right and left turning device
- Precisely bedded spindle ensures high concentricity



Serially with tool rest 300 mm.



Power chuck set Premium M 115, Dovetail jaws type A



Power chuck set Premium M 115, Stepped jaws



Power chuck set Premium M 115, Wide jaws striated inside/outside



The optionally available dust extractor allows for clean working conditions.



Power chuck set Premium M 115, Pin jaws 25 mm



Power chuck set Premium M 115, Bowl reversing jaws



Sleeve features bore which is ideal for eg. creating cable shafts in lamp bases.

Technical data

HCL 620

Distance between centers	620 mm
Distance between centers with extension*	1200 mm
Working diameter	
- over guideway	400 mm
- over support	310 mm
Spindle speed, stepless	0 - 1350 rpm
	0 - 3000 rpm
Speed steps	stepless, 2 steps
Spindle thread	M 33 x 3,5 mm
Tailstock	
Taper of tailstock sleeve	MT 2
Travel of tailstock sleeve	105 mm
Motor power output S ₁ 100%	1,1 kW (1,5 HP)
Motor power input S ₆ 40%	1,5 kW (2,0 HP)
Voltage	230 V
Machine dimension (W x D x H)	1480 x 520 x 1200 mm
Weight approx.	150 kg
Art. no.	10-1183

* optional

Including LED speed indication

Stepless speed adjustment



The optional available outboard turning device (Ø 720 mm) can also be used as bed extension (1200 mm)

The DB HCL 620 woodturning lathe features a solid grey cast construction to eliminate vibrations and ensure for top accuracy. The generous range of standard accessories (LED- display, stepless speed adjustment etc.) makes this model ideal for semi-professionals.

HCL 620



Comes complete with a digital display to allow for convenient speed adjustment.



Thanks to the optional glide bowl turner's toolrest set, a wide variety of machining operations can be carried out quickly and easily.



Serially equipped with left and right turning

Wide range of optional accessories

€1.390,-*
Price excl. VAT

BERNARDO®
www.bernardo.at
SEMI PROFESSIONAL

Standard accessories:

- Tool rest 300 mm
- Face plate 150 mm
- Live center
- Spore drive center
- Frequency inverter
- Tools

Optional accessories:

	Art. no.	excl. VAT
Outboard turning attachment (Ø 720 mm)	10-3007	€ 158,-
Collet chuck system M 24 / M 33, 6 pcs.	10-5050	€ 80,-
Drive center set M 33 x 3,5, 7 pcs.	10-5051	€ 74,-
Drive center set M 33 x 3,5 incl. 2 live center, 9 pcs.	10-5052	€ 100,-
Glide bowl turner's toolrest set 4 pcs.	10-5062	€ 52,-
Chuck M 115 with dovetail jaws type A	10-6054	€ 140,-
Power chuck set Premium M 115	10-5064	€ 237,-

Optional accessories:

	Art. no.	excl. VAT
4-jaw independent chuck 150 mm / M 33	10-6000	€ 59,-
Self-centering chuck 40 / 70, M 33 x 3,5 mm	10-6020	€ 74,-
Profi-chisel set HSS, 6 pcs. / set A	10-7001	€ 99,-
Profi-chisel set HSS, 8 pcs. / set B	10-7002	€ 110,-
Mini-chisel set HSS, 5 pcs. / set E	10-7006	€ 59,-
Economy live center PC - MT 2	22-1001	€ 57,-
Sweeper for woodturning lathe	10-4003	€ 70,-

BERNARDO®
www.bernardo.at

For the most up to date information please visit www.bernardo.at

Copying woodturning lathes

KDM 1000 eco

- Copying device allows copying of original parts or templates
- Large speed range from 500 – 2000 rpm, steplessly adjustable
- Solid, precisely bedded spindle ensures high concentricity
- High-quality belt drive ensures optimal power transmission from motor to spindle
- Extensive range of extra equipment to widen the choice of applications
- Clearly arranged switches and control elements on the front of machine
- The extensive range of accessories includes: 300 mm tool rest, 150 mm face plate, live centre and spore drive centre
- Steplessly adjustable spindle speed allows for optimal adjustment to workpiece



Serially with tool rest 300 mm.



Power chuck set Premium M 115, Dovetail jaws type A



Power chuck set Premium M 115, Stepped jaws



Power chuck set Premium M 115, Wide jaws striated inside/outside



€395,-
Price exd. VAT

**Stepless
speed adjustment**

Technical data

KDM 1000 eco

Distance between centers	1000 mm
Working diameter	
- over guideway	350 mm
- at copying	160 mm
Spindle speed, stepless	500 – 2000 rpm
Spindle thread	M 33 x 3,5 mm
Taper of tailstock sleeve	MT 2
Travel of tailstock sleeve	65 mm
Copying length	1000 mm
Motor power output S ₁ 100%	0,55 kW (0,75 HP)
Motor power input S ₆ 40%	0,75 kW (1,0 HP)
Voltage	230 V or 400 V
Machine dimension (W x D x H)	1500 x 500 x 1210 mm
Weight approx.	68 kg
Art. no.	10-1093 (230 V) 10-1094 (400 V)

Optional accessories:

	Art. no.	excl. VAT
Copying knife in HSS-quality for KDM 1000 eco	10-4004	€ 20,-
Sweeper for woodturning lathe	10-4003	€ 70,-
Collet chuck system M 24 / M 33, 6 pcs.	10-5050	€ 80,-
Drive center set M 33 x 3,5, 7 pcs.	10-5051	€ 74,-
Drive center set M 33 x 3,5 incl. 2 live center, 9 pcs.	10-5052	€ 100,-
Power chuck set Premium M 115	10-5064	€ 237,-
4-jaw independent chuck 150 mm / M 33 x 3,5 mm	10-6000	€ 59,-
4-jaw chuck 125 mm / M 33 x 3,5 mm	10-6002	€ 73,-
Self-centering chuck 40 / 70	10-6020	€ 74,-
Chuck M 115 with dovetail jaws type A	10-6054	€ 140,-
Power chuck set 6 pcs., with collet M 33 x 3,5 mm	10-6030	€ 98,-
Profi-chisel set HSS, 6 pcs. / set A	10-7001	€ 99,-
Profi-chisel set HSS, 8 pcs. / set B	10-7002	€ 110,-
Standard-chisel set carbon, 6 pcs. / set C	10-7003	€ 72,-
Starter-chisel set HSS, 5 pcs. / set D	10-7004	€ 95,-
Mini-chisel set HSS, 5 pcs. / set E	10-7006	€ 59,-

The copying woodturning lathe KDM 1000 eco is serially equipped with a copying device, which allows copying of original parts or templates. Additionally this machine feature a stepless speed adjustment. The attractive price-to-performance ratio make this machine the ideal entry-level model.

KDM 1000 eco

BERNARDO®
www.bernardo.at
HOBBY



Part of the standard equipment is a copying device for efficient copying of original parts or templates.



The solid variator-drive guarantees ideal power transmission



Stepless adjustment ensures ideal speed settings.



Solid tailstock sleeve with MT 2 taper



**Best
Price**

VOLTAGE

Alternatively in
230 V or 400 V

**Wide range
of optional accessories**

Standard accessories:

- Tool rest 300 mm
- Face plate 150 mm
- Live center
- Spore drive center
- Copying device
- Stepless speed adjustment
- Stand
- Tools



Power chuck set Premium M 115,
Bowl reversing jaws



Power chuck set Premium M 115,
Pin jaws 25 mm

BERNARDO®
www.bernardo.at

For our current offers please go to our Bernardo-Newsletter

Copying woodturning lathes **KDM 1100** **KDH 1100**

- Copying device allows copying of original parts or templates
- Tailstock sleeve with bore ensures convenient processing of long workpieces
- Digital display guarantees easy speed adjustment
- Model KDH comes complete with a robust cast-iron machine base
- Stepless speed setting allows optimal adjustment to each workpiece
- Solid, precisely bedded spindle ensures high concentricity
- Turnable spindle stock for working outside of the machine bed
- Grey cast-iron construction for vibration-free work
- High-quality belt drive ensures optimal power transmission from motor to spindle
- Quick clamping lever enables fast locking of tailstock onto machine bed

VOLTAGE

Alternatively in
230 V or 400 V



3-jaw chuck 150 mm (optional).



4-jaw chuck 150 mm (optional).



Self-centering chuck 40/70 (optional).



BEST PRICE!

€697,-

Price exd. VAT

KDM 1100

Technical data	KDM 1100	KDH 1100
Distance between centers	1100 mm	1100 mm
Working diameter		
- over guideway	370 mm	370 mm
- at copying	160 mm	160 mm
Spindle speed, stepless	500 - 2000 rpm	500 - 2000 rpm
Spindle thread	M 33 x 3,5	M 33 x 3,5 mm
Taper of tailstock sleeve	MT 2	MT 2
Travel of tailstock sleeve	50 mm	50 mm
Copying length	850 mm	850 mm
Motor power output S ₁ 100%	0,75 kW (1,0 HP)	0,75 kW (1,0 HP)
Motor power input S ₆ 40%	1,1 kW (1,5 HP)	1,1 kW (1,5 HP)
Voltage	230 V or 400 V	230 V or 400 V
Machine dimension (W x D x H)	1650 x 750 x 1150 mm	1650 x 750 x 1210 mm
Weight approx.	92 kg	128 kg
Art. no.	10-1105 (230 V) 10-1095 (400 V)	10-1111 (230 V) 10-1112 (400 V)

Optional accessories:

	Art. no.	excl. VAT
Steady rest f. KDM 1100 / KDH 1100	10-4000	€ 44,-
Copying knife in HSS-quality for KDM 1100 / KDH 1100	10-4001	€ 20,-
Copying device Deluxe	10-1116	€ 276,-
Sweeper for woodturning lathe	10-4003	€ 70,-
Collet chuck system M 24 / M 33, 6 pcs.	10-5050	€ 80,-
Drive center set M 33 x 3,5, 7 pcs.	10-5051	€ 74,-
Power chuck set Premium, M 115	10-5064	€ 237,-
4-jaw independent chuck 150 mm / M 33 x 3,5 mm	10-6000	€ 59,-
4-jaw chuck 125 mm / M 33 x 3,5 mm	10-6002	€ 73,-
Self-centering chuck 40 / 70	10-6020	€ 74,-
Chuck M 115 with dovetail jaws type A	10-6054	€ 140,-
Profi-chisel set HSS, 6 pcs. / set A	10-7001	€ 99,-
Profi-chisel set HSS, 8 pcs. / set B	10-7002	€ 110,-
Starter-chisel set HSS, 5 pcs. / set D	10-7004	€ 95,-
Mini-chisel set HSS, 5 pcs. / set E	10-7006	€ 59,-
Economy live center PC - MT 2	22-1001	€ 57,-

Both KDM and KDH woodturning lathes come complete with a copying device as well as an extensive range of standard accessories. The solid cast construction and the attractive price-to-performance ratio make these machines the ideal entry-level model.

KDM 1100 KDH 1100



Spindle stock tilts 90° to allow for processing of large workpieces.



Sleeve features bore which is ideal for eg. creating cable shafts in lamp bases.



Solid variator drive ensures effective speed transmission from motor to spindle.



Comes complete with a digital display to allow for convenient speed adjustment.



Optionally available with steady rest.



BERNARDO
www.bernardo.at
HOBBY

€810,-
Price exd. VAT
KDH 1100

Including digital readout

Standard accessories:

- Tool rest 300 mm
- Face plate 150 mm
- Live center
- Spore drive center
- Copying device
- Stepless speed adjustment
- Digital speed indication
- Stand
- Tools



Part of the standard equipment is a copying device for efficient copying of original parts or templates.

BERNARDO[®]
www.bernardo.at

Should you have any questions, please feel free to contact our service center +43 / 732 / 664015

Copying woodturning lathes

CL 1300 CL 1500

- The extensive range of accessories includes: 290 mm tool rest, 200 mm face plate, live centre and spore drive centre
- Copying device for copying of original parts or from templates
- Tailstock sleeve features drilled passageway bore to process long workpieces
- Powerful drive motor designed for challenging operations
- High-quality belt drive, featuring four speed settings, allows for optimal transmission
- Solid, grey cast-iron construction allows for operating without vibrations
- Ergonomically arranged switches and control elements on front of machine
- Solid, precisely bedded spindle ensures high concentricity
- Extensive range of accessories guarantees optimal price to performance ratio

€1.360,-*
Price excl. VAT
CL 1300



Power chuck set Premium M 115, Dovetail jaws type A



Power chuck set Premium M 115, Stepped jaws



Power chuck set Premium M 115, Wide jaws striated inside/outside



Complete with integrated copying device to allow copying of original parts or templates.



Power chuck set Premium M 115, Pin jaws 25 mm



Power chuck set Premium M 115, Bowl reversing jaws



Solid headstock guarantees thorough processing free from vibrations. Picture shows 4-jaw chuck 150 mm / M 33 (optional)



Balanced drive wheels and high-quality belt ensure extremely smooth operation

Technical data	CL 1300	CL 1500
Distance between centers	1300 mm	1500 mm
Working diameter		
- over guideway	430 mm	430 mm
- over support	160 mm	160 mm
- at copying*	160 mm	160 mm
Spindle speeds	500 / 1000 / 1950 / 2800 rpm	500 / 1000 / 1950 / 2800 rpm
Spindle thread	M 33 x 3,5 mm	M 33 x 3,5 mm
Tailstock		
Taper of tailstock sleeve	MT 2	MT 2
Travel of tailstock sleeve	100 mm	100 mm
Copy attachment		
Copying length	1300 mm	1500 mm
Max. copying depth	45 mm	45 mm
Motor power output S ₁ 100%	1,1 kW (1,5 HP)	1,1 kW (1,5 HP)
Motor power input S ₆ 40%	1,5 kW (2,0 HP)	1,5 kW (2,0 HP)
Voltage	400 V	400 V
Machine dimension (W x D x H)	2100 x 700 x 1170 mm	2300 x 700 x 1170 mm
Weight approx.	218 kg	228 kg
Art. no.	10-1150	10-1155

* to template

**Best
Price**

Standard accessories:

- Copying device
- Steady rest
- Tool rest 290 mm
- Face plate 200 mm
- Live center MT 2
- Spore drive center diam. 40 mm
- Drill chuck 3 - 16 mm / B 16
- Drill chuck arbor MT 2 - B 16
- V- Cutter knife in HSS-quality

The powerful copying woodturning lathes for the experienced turners combine optimal performance, state-of-the-art design, high safety and accuracy. The solid spindle is precisely bedded, features four compatible speed settings and guarantees optimal torque even when processing oversize workpieces.

CL 1300 CL 1500



The optionally available dust extractor allows for clean working conditions.




Quick clamping lever allows for easy clamping of tool rest.



Steady rest for shaft diameters up to 90 mm as standard.



Single-hand lever allows for convenient clamping of tailstock to machine bed.



€1.460,-*
Price excl. VAT
CL 1500

BERNARDO
SEMIPROFESSIONAL

Including copying device

Wide range of optional accessories

Optional accessories:

Sweeper for woodturning lathe
V-cutter knife in HSS-quality f. CL 1300 / 1500
Collet chuck system M 24 / M 33, 6 pcs.
Drive center set M 33 x 3,5, 7 pcs.
Power chuck set Premium M 115
Self-centering chuck 40 / 70
Chuck M 115 with dovetail jaws type A
Ripple jaws f. chuck M 115

Art. no.	excl. VAT
10-4003	€ 70,-
10-5010	€ 32,-
10-5050	€ 80,-
10-5051	€ 74,-
10-5064	€ 237,-
10-6020	€ 74,-
10-6054	€ 140,-
10-60665	€ 39,-

Optional accessories:

Dovetail jaws type B f. chuck M 115
4-jaw independent chuck 150 mm / M 33 x 3,5 mm
Profi-chisel set HSS, 6 pcs. / set A
Profi-chisel set HSS, 8 pcs. / set B
Standard-chisel set carbon, 6 pcs. / set C
Starter-chisel set HSS, 5 pcs. / set D
Mini-chisel set HSS, 5 pcs. / set E
Economy live center PC - MT 2

Art. no.	excl. VAT
10-60666	€ 37,-
10-6000	€ 59,-
10-7001	€ 99,-
10-7002	€ 110,-
10-7003	€ 72,-
10-7004	€ 95,-
10-7006	€ 59,-
22-1001	€ 57,-

BERNARDO
www.bernardo.at

For technical requests you can reach us by e-mail at service@pwa.at

Professional woodturning lathe

HCL 1200

- Quick clamping lever ensures fast clamping of tailstock to machine bed
- Outboard turning attachment optionally available for processing of oversize workpieces
- Includes steel tool rest, easily adjustable for various workpiece diameters
- Heavy cast-iron construction eliminates vibrations
- Digital display allows for convenient adjustment of speed settings
- Comes complete with right and left turning device
- Delta-frequency inverter ensures variable speed adjustment with optimal torque
- Precisely bedded spindle ensures high concentricity



The optionally available dust extractor allows for clean working conditions.



Power chuck set Premium M 115, Dovetail jaws type A



Power chuck set Premium M 115, Stepped jaws



Power chuck set Premium M 115, Dovetail jaws type A



Solid tailstock sleeve with MT 2 taper and bore to allow operating of long workpieces.



Power chuck set Premium M 115, Pin jaws 25 mm



Power chuck set Premium M 115, Bowl reversing jaws



Digital display - as part of standard equipment - ensures comfortable, smooth speed setting.




The powerful drive motor guarantees high torque even at low speed.



Repositioning the V-belt allows for easy change of the transmission ratio.

Technical data	HCL 1200
Distance between centers	1200 mm
Working diameter	
- over guideway	450 mm
- over support	350 mm
Spindle speed, stepless	0 - 1300 rpm 0 - 3200 rpm
Speed steps	stepless, 2 steps
Spindle thread	M 33 x 3,5 mm
Tailstock	
Taper of tailstock sleeve	MT 2
Travel of tailstock sleeve	110 mm
Motor power output S ₁ 100%	1,5 kW (2,0 HP)
Motor power input S ₆ 40%	2,2 kW (3,0 HP)
Voltage	230 V
Machine dimension (W x D x H)	2100 x 550 x 1300 mm
Weight approx.	186 kg
Art. no.	10-1185



The spindle unit can travel longitudinally and can be locked into any position.

The HCL 1200 lathe features an electronic, steplessly adjustable speed setting as part of the standard accessoires which allows ideal adjustment to each workpiece. This model is predominately used among experienced, high-level amateurs.

HCL 1200



The outboard turning device ensures hassle-free processing of large workpiece diameters (Ø 810 mm).



Thanks to the optional glide bowl turner's toolrest set, a wide variety of machining operations can be carried out quickly and easily.

Picture with optional available copying device Deluxe (copying length 1000 mm) for efficient copying of original parts or templates.



€ 276,-

Price excl. VAT

Copying device
Deluxe

€ 1.690,-*

Price excl. VAT

**Best
Price**

Standard accessories:

- Tool rest 360 mm
- Face plate 150 mm
- Live center
- Spore drive center
- Frequency inverter
- Tools

Serially equipped with
left and right turning

BERNARDO
www.bernardo.at
SEMI PROFESSIONAL

Optional accessories:

	Art. no.	excl. VAT
Outboard turning attachment	10-4002	€ 99,-
Copying device Deluxe	10-1116	€ 276,-
Collet chuck system M 24 / M 33, 6 pcs.	10-5050	€ 80,-
Drive center set M 33 x 3,5, 7 pcs.	10-5051	€ 74,-
Glide bowl turner's toolrest set 4 pcs.	10-5062	€ 52,-
Power chuck set Premium M 115	10-5064	€ 237,-
4-jaw independent chuck 150 mm / M 33	10-6000	€ 59,-

Optional accessories:

	Art. no.	excl. VAT
Self-centering chuck 40 / 70, M 33 x 3,5 mm	10-6020	€ 74,-
Chuck M 115 with dovetail jaws type A	10-6054	€ 140,-
Profi-chisel set HSS, 6 pcs. / set A	10-7001	€ 99,-
Profi-chisel set HSS, 8 pcs. / set B	10-7002	€ 110,-
Mini-chisel set HSS, 5 pcs. / set E	10-7006	€ 59,-
Economy live center PC - MT 2	22-1001	€ 57,-
Sweeper for woodturning lathe	10-4003	€ 70,-

BERNARDO
www.bernardo.at

For your closest dealer, contact us at www.bernardo.at

Professional woodturning lathe

HCL 1200 Top

- Quick clamping lever ensures fast clamping of tailstock to machine bed
- Outboard turning attachment optionally available for processing of oversize workpieces
- Includes steel tool rest, easily adjustable for various workpiece diameters
- Heavy cast-iron construction eliminates vibrations
- Digital display allows for convenient adjustment of speed settings
- Comes complete with right and left turning device
- Delta-frequency inverter ensures variable speed adjustment with optimal torque
- Precisely bedded spindle ensures high concentricity



The optionally available dust extractor allows for clean working conditions.



Power chuck set Premium M 115, Dovetail jaws type A



Power chuck set Premium M 115, Stepped jaws



Power chuck set Premium M 115, Dovetail jaws type A



Solid tailstock sleeve with MT 2 taper and bore to allow operating of long workpieces.



Power chuck set Premium M 115, Pin jaws 25 mm



Power chuck set Premium M 115, Bowl reversing jaws



Digital display - as part of standard equipment - ensures comfortable, smooth speed setting.

BERNARDO®
www.bernardo.at
SEMI-PROFESSIONAL

Technical data	HCL 1200 Top
Distance between centers	1200 mm
Working diameter	
- over guideway	560 mm
- over support	450 mm
Spindle speed, stepless	0 - 1200 rpm 0 - 3200 rpm
Speed steps	stepless, 2 steps
Spindle thread	M 33 x 3,5 mm
Tailstock	
Taper of tailstock sleeve	MT 2
Travel of tailstock sleeve	110 mm
Motor power output S ₁ 100%	1,5 kW (2,0 HP)
Motor power input S ₆ 40%	2,2 kW (3,0 HP)
Voltage	230 V
Machine dimension (W x D x H)	2100 x 550 x 1300 mm
Weight approx.	212 kg
Art. no.	10-1184



The powerful drive motor guarantees high torque even at low speed.



High-quality frequency converter allows for stepless adjustment of the spindle speed.



The spindle unit can travel longitudinally and can be locked into any position.

The HCL 1200 Top lathe features an electronic, steplessly adjustable speed setting as part of the standard accessories which allows ideal adjustment to each workpiece. Compared to the HCL 1200, this model offer a bigger turning diameter.

HCL 1200 Top



The outboard turning device ensures hassle-free processing of large workpiece diameters (Ø 920 mm).



Thanks to the optional glide bowl turner's toolrest set, a wide variety of machining operations can be carried out quickly and easily.

€1.990,-*
Price excl. VAT



**Best
Price**

Optional available: copying device Deluxe for efficient copying of original parts or templates.

Standard accessories:

- Tool rest 360 mm
- Face plate 150 mm
- Live center
- Spore drive center
- Frequency inverter
- Tools

**Serially equipped with
left and right turning**

Optional accessories:

Outboard turning attachment	Art. no.	10-4002	excl. VAT	€ 99,-
Copying device Deluxe	10-1116	€ 276,-		
Collet chuck system M 24 / M 33, 6 pcs.	10-5050	€ 80,-		
Drive center set M 33 x 3,5, 7 pcs.	10-5051	€ 74,-		
Glide bowl turner's toolrest set 4 pcs.	10-5062	€ 52,-		
Power chuck set Premium M 115	10-5064	€ 237,-		
4-jaw independent chuck 150 mm / M 33	10-6000	€ 59,-		

Optional accessories:

Self-centering chuck 40 / 70, M 33 x 3,5 mm	Art. no.	10-6020	excl. VAT	€ 74,-
Chuck M 115 with dovetail jaws type A	10-6054	€ 140,-		
Profi-chisel set HSS, 6 pcs. / set A	10-7001	€ 99,-		
Profi-chisel set HSS, 8 pcs. / set B	10-7002	€ 110,-		
Mini-chisel set HSS, 5 pcs. / set E	10-7006	€ 59,-		
Economy live center PC - MT 2	22-1001	€ 57,-		
Sweeper for woodturning lathe	10-4003	€ 70,-		

BERNARDO®
www.bernardo.at

For the most up to date information please visit www.bernardo.at

Wood bandsaws

HBS-Serie

- Serially with 2 cutting speeds (HBS 320 / HBS 360), ideal for different materials and applications
- Aluminium die casting flywheels with special rubber coating for a long life span of the bandsaw blades
- Buckling resistant, solid sheet metal construction
- Working table out of aluminium (HBS 230 / 260 / 320) resp. cast iron (HBS 360) with tilting device (up to 45°)
- Serially with precision roller guide over and under the table
- Including rip fence and both-sided tiltable mitre fence
- Solid machine stand out of sheet metal for a safe stand at work and ingrated chip tray
- Micro-V-belt drive for an optimal power transmission



The precision bedded aluminium flywheels with rubber-coating guarantee an optimal run of the bandsaw blade.



The integrated loupe at the rip fence afford an exact read-off of the adjusted cutting width.

€198,-*

Price excl. VAT

HBS 230

**Best
Price**

€299,-*

Price excl. VAT

HBS 260



Technical data	HBS 230	HBS 260	HBS 320	HBS 360
Cutting width	225 mm	245 mm	305 mm	345 mm
Cutting height	95 mm	150 mm	170 mm	210 mm
Blade dimension	1575 x 6,35 x 0,35 - 10 TPI	1826 x 10 x 0,35 - 6 TPI	2240 x 12,7 x 0,5 - 4 TPI	2560 x 12,7 x 0,5 - 4 TPI
Blade width	3 - 12,5 mm	6 - 12,5 mm	6 - 20 mm	6 - 25 mm
Cutting speed	635 m/min	760 m/min	370 / 800 m/min	370 / 800 m/min
Table size	300 x 300 mm	360 x 320 mm	480 x 390 mm	545 x 515 mm
Table height	405 mm	930 mm	985 mm	1020 mm
Tilting table	0° to 45°	0° to 45°	0° to 45°	0° to 45°
Dust extraction outlet	50 mm	100 mm	100 mm	100 mm
Motor power output S ₁ 100%	0,30 kW (0,40 HP)	0,37 kW (0,50 HP)	0,75 kW (1,0 HP)	1,1 kW (1,5 HP)
Motor power input S ₆ 40%	0,42 kW (0,57 HP)	0,55 kW (0,75 HP)	1,1 kW (1,5 HP)	1,5 kW (2,0 HP)
Voltage	230 V	230 V	230 V	230 V
Machine dimension (W x D x H)	480 x 370 x 840 mm	650 x 560 x 1430 mm	800 x 600 x 1600 mm	800 x 700 x 1700 mm
Weight approx.	21 kg	32,5 kg	52 kg	70 kg
Art. no.	11-3999	11-4001	11-4002	11-4003
Price excl. VAT	198,-*	299,-*	470,-*	575,-*

The wood bandsaws of the HBS-series afford a generous cutting capacity on smallest space. The flywheels are serially equipped with a special rubber-coating whereby a long life-span of the bandsaw blades are warranted. Through the optimale price to performance ratio and efficiency these machines are ideal for the do-it-yourselfer.

HBS-Serie

Wood bandsaws



€470,-*
Price excl. VAT

HBS 320

BERNARDO®
HOBBY

Ball bedded precision guides over and under the table guarantees a perfect bandsaw blade guiding.

Serially with
2 cutting speeds



€575,-*
Price excl. VAT

HBS 360

Standard accessories:

- Bandsaw blade
- Rip fence with loupe (except HBS 230)
- Mitre fence
- Ball-bedded precision blade guiding
- LED working light
- Push stick
- Stand (except HBS 230)

Optional accessories:

Bandsaw blade 1575 x 6,35 x 0,5 - 10 TPI for HBS 230
 Bandsaw blade 1826 x 10 x 0,35 - 6 TPI for HBS 260
 Bandsaw blade 2240 x 13 x 0,5 - 4 TPI for HBS 320
 Bandsaw blade 2560 x 13 x 0,5 - 4 TPI for HBS 360
 Circle cutting device for HBS 260 / 320 / 360
 Universal mobile base UF 300

Art. no.	excl. VAT
11-1000	€ 18,-
11-1003	€ 20,-
11-1002	€ 21,-
11-1007	€ 25,-
11-4004	€ 30,-
56-1070	€ 68,-

Working lamp and rip fence with
loupe comes standard

BERNARDO®
www.bernardo.at

Should you have any questions, please feel free to contact our service center +43 / 732 / 664015

Wood bandsaws

HBS 400 HBS 450 / HBS 510

- Big dimensioned working table with grounded surface and T-slot
- Massive cast iron flywheels for smooth run
- Easy adjustable aluminium rip fence with quick clamping system and integrated loupe
- Tilttable working table for mitre cuts from 0° to 45°
- Upper and lower precision roller guiding for precise cuts
- High quality V-belt for optimal power transmission
- Including limit switch for automatic shut-down at opening of the blade covers

TOP-PRICE!


Dynamically balanced cast iron flywheels for smooth run.



Tilttable working table from 0° to 45°, desired adjustment read off by a mm-scale.



Ergonomically mounted hand-wheels for adjustment of the blade tension or cutting height on the backside.



Easy adjustable aluminium rip fence with quick clamping system, read off the mm-scale by loupe.



The solid belt pulley and the high-quality V-belt ensure an optimal power transmission from the motor.



On/Off switch in accordance with the IP 54 standard with undervoltage release.



Optional available: CO-MATIC power feeder



Maintenance-free precision roller guide for optimal guiding of the bandsaw blade.

Technical data	HBS 400	HBS 450	HBS 510
Cutting width	380 mm	440 mm	480 mm
Cutting height	220 mm	345 mm	305 mm
Blade dimension	2950 x 16 x 0,52 - 4 TPI	3430 x 20 x 0,6 - 4 TPI	3500 x 25 x 0,62 - 3,5 TPI
Blade width	6 - 20 mm	10 - 32 mm	10 - 40 mm
Cutting speed	600 m/min	600 m/min	600 m/min
Table size	410 x 500	490 x 590 mm	490 x 590 mm
Table height	940 mm	940 mm	940 mm
Tilting table	0° to 45°	0° to 45°	0° to 45°
Dust extraction outlet	100 mm	100 mm	100 mm
Motor power output S ₁ 100%	1,5 kW (2,0 HP)	2,2 kW (3,0 HP)	2,2 kW (3,0 HP)
Motor power input S ₆ 40%	2,1 kW (2,8 HP)	3,0 kW (4,0 HP)	3,0 kW (4,0 HP)
Voltage	230 V or 400 V	230 V or 400 V	230 V or 400 V
Machine dimension (B x T x H)	760 x 880 x 1705 mm	930 x 880 x 1865 mm	930 x 880 x 1865 mm
Weight approx.	140 kg	170 kg	220 kg
Art. no.	11-4055B (230 V) 11-4055 (400 V)	11-4060B (230 V) 11-4060 (400 V)	11-4065B (230 V) 11-4065 (400 V)
Price excl. VAT	780,-*	1.230,-	1.450,-

BERNARDO
www.bernardo.at
HOBBY

Standard accessories:

- Bandsaw blade
- Rip fence with loupe
- Mitre fence
- Cast iron flywheels
- 3-roller bandsaw blade guiding
- Push stick
- Tools

The wood bandsaws of the HBS-series satisfy through the big dimensioned working table and the cast iron flywheels. For the cost-conscious amateurs are these machines the ideal equipment.

HBS 400 / HBS 510

Wood bandsaws

€1.450,-

Price excl. VAT

HBS 510

€780,-*

Price excl. VAT

HBS 400



€1.230,-

Price excl. VAT

HBS 450

Optional accessories:

	Art. no.	excl. VAT
Bandsaw blade 2950 x 16 x 0,6 - 4 TPI for HBS 400	11-1005	€ 23,-
Bandsaw blade 3430 x 20 x 0,6 - 4 TPI for HBS 450	11-1006	€ 25,-
Bandsaw blade 3500 x 25 x 0,6 - 3,5 TPI for HBS 510	11-1008	€ 31,-
Universal mobile base UF 300	56-1070	€ 68,-

BERNARDO®
www.bernardo.at

For technical requests you can reach us by e-mail at service@pwa.at

Wood bandsaws

HBS 700 E / HBS 800 E

HBS 600 E

- Cutting height adjustment via gear rack with mm-scale using a handwheel
- Flywheels out of cast iron with rubber coating and chip brush
- Serially with 2 dust extraction outlets (diam. 100 mm) for an optimal dust extraction
- Torsion-free machine body guarantees for a smooth and precise run
- Generously dimensioned cast iron table, tiltable from -5° to $+45^{\circ}$
- Inspection window with indication of the blade tension for the respective bandsaw blade width
- Easy adjustable aluminium rip fence with quick clamping system and integrated loupe
- Including limit switch for automatic shut-down at opening of the blade covers
- High-power drive motor allow handling of bigger workpieces

BERNARDO
www.bernardo.at
SEMIPROFESSIONAL



The flywheel with special rubber-coating ensure a smooth run and long life-span of the bandsaw blades.



The blade tension adjustment takes places using a handwheel and will be indicated by a diagram at the upper flywheel.



Including precision 3-roller bandsaw blade guiding over and under the table.



Inspection window for blade run and cutting height adjustment on the front side



The serially mitre fence is adjustable from -60° up to $+60^{\circ}$ and will be guided in the T-slot of the table



Easy adjustable aluminium rip fence with quick clamping system, read off the mm-scale by loupe.



Powerful drive motor also at continuous run, optimal dust extraction through the diam. 100 mm outlet.



Optional available: Carriage

Technical data	HBS 600 E	HBS 700 E	HBS 800 E
Cutting width	600 mm	700 mm	800 mm
Cutting height	430 mm	430 mm	470 mm
Blade dimension	4590 x 25 x 0,6 / 2 TPI	5020 x 38 x 0,65 - 2 TPI	5611 x 38 x 0,65 - 2 TPI
Blade width	19 - 38 mm	19 - 40 mm	19 - 50 mm
Cutting speed	1080 m/min	1080 m/min	1080 m/min
Table size	630 x 480 mm	640 x 500 mm	640 x 500 mm
Table extension	150 x 480 mm	150 x 500 mm	200 x 500 mm
Table height	910 mm	950 mm	1040 mm
Tilting table	-5° to $+45^{\circ}$	-5° to $+45^{\circ}$	-5° to $+45^{\circ}$
Dust extraction outlet	2x 100 mm	2x 100 mm	2x 100 mm
Motor power output S ₁ 100%	3,5 kW (4,7 HP)	4,0 kW (5,0 HP)	4,5 kW (6,1 HP)
Motor power input S ₆ 40%	4,8 kW (6,5 HP)	5,5 kW (7,5 HP)	5,8 kW (7,9 HP)
Voltage	400 V	400 V	400 V
Machine dimension (W x D x H)	1150 x 855 x 2140 mm	1300 x 900 x 2220 mm	1460 x 920 x 2470 mm
Weight approx.	239 kg	311 kg	366 kg
Art. no.	11-4016	11-4017	11-4018
Price excl. VAT	1.830,-*	2.240,-*	3.260,-*

**Best
Price**

Standard accessories:

- Bandsaw blade
- Rip fence with loupe
- Mitre fence
- Cast iron flywheels
- Precision 3-roller bandsaw blade guiding
- Motor incl. brake
- Push stick
- Tools

The wooden bandsaws of the HBS-E-series offer an optimal price-performance ratio and are the ideal machines for the price-conscious users.

HBS 700 E / HBS 800 E

Wood bandsaws

€2.240,-*

Price exd. VAT

HBS 700 E

Motor with
brake



€1.830,-*

Price exd. VAT

HBS 600 E



€3.260,-*

Price exd. VAT

HBS 800 E

Optional accessories:

	Art. no.	excl. VAT
Bandsaw blade 4590 x 25 x 0,6 - 2 TPI f. HBS 600 E	11-1014	€ 40,-
Bandsaw blade 5020 x 38 x 0,65 - 2 TPI f. HBS 700 E	11-1015	€ 46,-
Bandsaw blade 5611 x 38 x 0,65 - 2 TPI f. HBS 800 E	11-1019	€ 52,-
Carriage	56-1071	€ 81,-

BERNARDO®

www.bernardo.at

For your closest dealer, contact us at www.bernardo.at

Wood bandsaws

HBS 400 N / HBS 460 N / HBS 500 N

- High-power drive motor allow handling of bigger workpieces
- Cutting height adjustable via gear rack with mm-scale using a handwheel
- Cutting speed adjustable with V-belt to the workpiece (HBS 400 N / HBS 460 N)
- Precise guided aluminium rip fence, removable on each position
- Working table with grounded surface and T-slot for the mitre fence
- Dynamically balanced flywheels for smooth run
- Easy bandsaw blade change using the quick clamping lever on the backside
- Inspection window on the front for checking the run of the bandsaw blade
- Generously dimensioned cast iron table, tiltable from -5° to $+45^{\circ}$

**Best
Price**



The blade tension adjustment takes places using a handwheel and will be indicated by a diagram at the upper flywheel .



Big dimensioned working table with grounded surface and T-slot for the mitre fence (standard)



Easy bandsaw blade changing using a quick clamping lever, the basic setting of the drive wheel will not be changed.



The integrated loupe at the rip fence afford an exact read-off of the adjusted cutting width, HBS 500 N additional with fine adjustment.



The desired cutting speed is adjustable with a V-belt at the lower flywheel (HBS 400 N / HBS 460 N).



Dynamically balanced cast iron flywheels for smooth run (HBS 500 N).



Ball bedded precision guides over and under the table guarantees a perfect bandsaw blade guiding (HBS 400 N / HBS 460 N).



Precision bandsaw blade guides above and under the table care for a smooth run of the bandsaw blade and ensure best cutting results (HBS 500 N).

Technical data	HBS 400 N	HBS 460 N	HBS 500 N
Cutting width	410 mm	465 mm	500 mm
Cutting height	260 mm	280 mm	350 mm
Blade dimension	3345 x 25 x 0,6 - 3 TPI	3607 x 25 x 0,6 - 3 TPI	4100 x 25 x 0,6 - 3 TPI
Blade width	9,5 - 37 mm	9,5 - 25,4 mm	19 - 38 mm
Cutting speed	420 / 840 m/min	420 / 840 m/min	1320 m/min
Table size	450 x 560 mm	480 x 630 mm	500 x 640 mm
Table height	890 mm	970 mm	920 mm
Tilting table	-5° to $+45^{\circ}$	-5° to 45°	-5° to 45°
Dust extraction outlet	2x 100 mm	2x 100 mm	2x 100 mm
Motor power output S ₁ 100%	2,2 kW (3,0 HP)	2,2 kW (3,0 HP)	3,5 kW (4,7 HP)
Motor power input S ₆ 40%	3,0 kW (4,0 HP)	3,0 kW (4,0 HP)	4,8 kW (6,5 HP)
Voltage	230 V or 400 V	230 V or 400 V	400 V
Machine dimension (W x D x H)	875 x 740 x 1740 mm	1050 x 800 x 1950 mm	1120 x 950 x 2000 mm
Weight approx.	132 kg	162 kg	280 kg
Art. no.	11-4019 (400 V) 11-4019B (230 V)	11-4020 (400 V) 11-4020B (230 V)	11-4025 (400 V)
Price excl. VAT	1.010,-*	1.275,-*	2.030,-*

BERNARDO
SEMIPROFESSIONAL

**Quick clamping lever for
bandsaw blade change**

Our top models of the HBS-series are the optimal machines for the ambitious craftsmen. The models HBS 400 N and HSB 460 N comes standard with 2 cutting speeds. Further, these models allows a quick bandsaw blade changing using the quick clamping lever.

HBS 400 N / HBS 460 N / HBS 500 N

Wood bandsaws

€1.275,-*

Price excl. VAT

HBS 460 N

€1.010,-*

Price excl. VAT

HBS 400 N

Motor with
brake



€2.030,-*

Price excl. VAT

HBS 500 N

Standard accessories:

- Bandsaw blade
- Rip fence with loupe
- Mitre fence
- Aluminium flywheels (HBS 400 N / HBS 460 N)
- Cast iron flywheels (HBS 500 N)
- Ball-bedded bandsaw blade guiding (HBS 400 N / HBS 460 N)
- Precision 3-roller bandsaw blade guiding (HBS 500 N)
- Motor incl. brake
- Push stick
- Tools

Optional accessories:

	Art. no.	excl. VAT
Bandsaw blade 3345 x 25 x 0,6 - 3 TPI f. HBS 400 N	11-1009	€ 28,-
Bandsaw blade 3607 x 25 x 0,6 - 3 TPI f. HBS 460 N	11-1012	€ 37,-
Bandsaw blade 4100 x 25 x 0,6 - 3 TPI f. HBS 500 N	11-1013	€ 42,-
Carriage (HBS 460 N / HBS 500 N)	56-1071	€ 81,-

BERNARDO®
www.bernardo.at

For the most up to date information please visit www.bernardo.at

Wood bandsaws

HBS 600 N / HBS 700 N / HBS 800 N

- Dynamically balanced flywheels for smooth run
- Cutting height adjustment via gear rack with mm-scale using a handwheel
- Working table with grounded surface and T-slot for the mitre fence
- Easy bandsaw blade change using the quick clamping lever on the backside
- Precise guided aluminium rip fence, removable on each position
- Inspection window on the front for checking the run of the bandsaw blade
- Generously dimensioned cast iron table, tiltable from -5° to $+45^{\circ}$
- High-power drive motor allow handling of bigger workpieces
- Professional wooden bandsaw – high own weight for maximum smoothness

BERNARDO
www.bernardo.at
SEMIPROFESSIONAL



The flywheel with special rubber-coating ensure a smooth run and long life-span of the bandsaw blades.



Easy bandsaw blade changing using a quick clamping lever, the basic setting of the drive wheel will not be changed.



Robust tilting device out of cast iron. The adjustment takes place by handwheel and can be read on the scale.



The integrated loupe at the rip fence afford an exact read-off of the adjusted cutting width.



Powerful drive motor with brake function, optimal dust extraction through the diam. 100 mm outlet.



Big dimensioned working table with grounded surface and T-slot for the mitre fence (standard)



Precision bandsaw blade guides above and under the table care for a smooth run of the bandsaw blade and ensure best cutting results

Technical data	HBS 600 N	HBS 700 N	HBS 800 N
Cutting width	600 mm	700 mm	800 mm
Cutting height	435 mm	430 mm	460 mm
Blade dimension	4590 x 25 x 0,6 - 3 TPI	5020 x 38 x 0,65 - 2 TPI	5611 x 38 x 0,6 - 2 TPI
Blade width	19 - 38 mm	19 - 50 mm	19 - 50 mm
Cutting speed	1560 m/min	1560 m/min	1080 m/min
Table size	610 x 700 mm	900 x 700 mm	900 x 700 mm
Table height	910 mm	930 mm	1050 mm
Tilting table	-5° to 45°	-5° to $+45^{\circ}$	-5° to $+45^{\circ}$
Dust extraction outlet	2x 100 mm	2x 100 mm	2x 100 mm
Motor power output S_1 100%	4,0 kW (5,5 HP)	4,0 kW (5,5 HP)	5,5 kW (7,5 HP)
Motor power input S_6 40%	5,5 kW (7,5 HP)	5,5 kW (7,5 HP)	7,1 kW (9,7 HP)
Voltage	400 V	400 V	400 V
Machine dimension (W x D x H)	1230 x 1000 x 2120 mm	1500 x 1000 x 2230 mm	1600 x 1000 x 2480 mm
Weight approx.	330 kg	370 kg	524 kg
Art. no.	11-4030	11-4032	11-4033
Price excl. VAT	2.260,-*	2.880,-*	3.795,-*

Quick clamping lever for bandsaw blade change

Standard accessories:

- Bandsaw blade
- Rip fence with loupe
- Mitre fence
- Cast iron flywheels
- Precision-3-roller bandsaw blade guiding
- Motor incl. brake
- Push stick
- Tools

Our top models of the HBS-series are the optimal machines for the professional user. These models are serially equipped with a brake motor, a precision 3-roller bandsaw blade guiding as well as cast iron flywheels. Further, these models allows a quick bandsaw blade changing using the quick clamping lever.

HBS 600 N / HBS 700 N / HBS 800 N

Wood bandsaws

Motor with brake

€2.260,-*

Price exd. VAT

HBS 600 N



€3.795,-*

Price exd. VAT

HBS 800 N



Optional accessories:

Bandsaw blade 4590 x 25 x 0,6 - 3 TPI f. HBS 600 N
 Bandsaw blade 5020 x 38 x 0,9 - 2 TPI f. HBS 700 N
 Bandsaw blade 5611 x 38 x 0,6 - 2 TPI f. HBS 800 N
 Carriage

Art. no.	excl. VAT
11-1014	€ 40,-
11-1015	€ 46,-
11-1019	€ 52,-
56-1071	€ 81,-

€2.880,-*

Price exd. VAT

HBS 700 N

BERNARDO®
 www.bernardo.at

You are welcome to request our current special offer catalogue at www.bernardo.at

Log bandsaws

BBS 650 B BBS 650 E

- Dynamically balanced, grey cast drive wheels allow for a smooth run
- Suitable for processing logs into boards, planks and beams
- Bed extensions are optionally available for various cutting lengths
- Suitable for cutting of soft as well as hard timber logs
- Manual adjustment of feed and height of saw unit
- Comes complete with coolant container and dosage valve for optimal lubrication and cooling of bandsaw blade
- Adjustable fences allow for easy clamping of timber logs
- Saw unit is fixed and guided from both sides



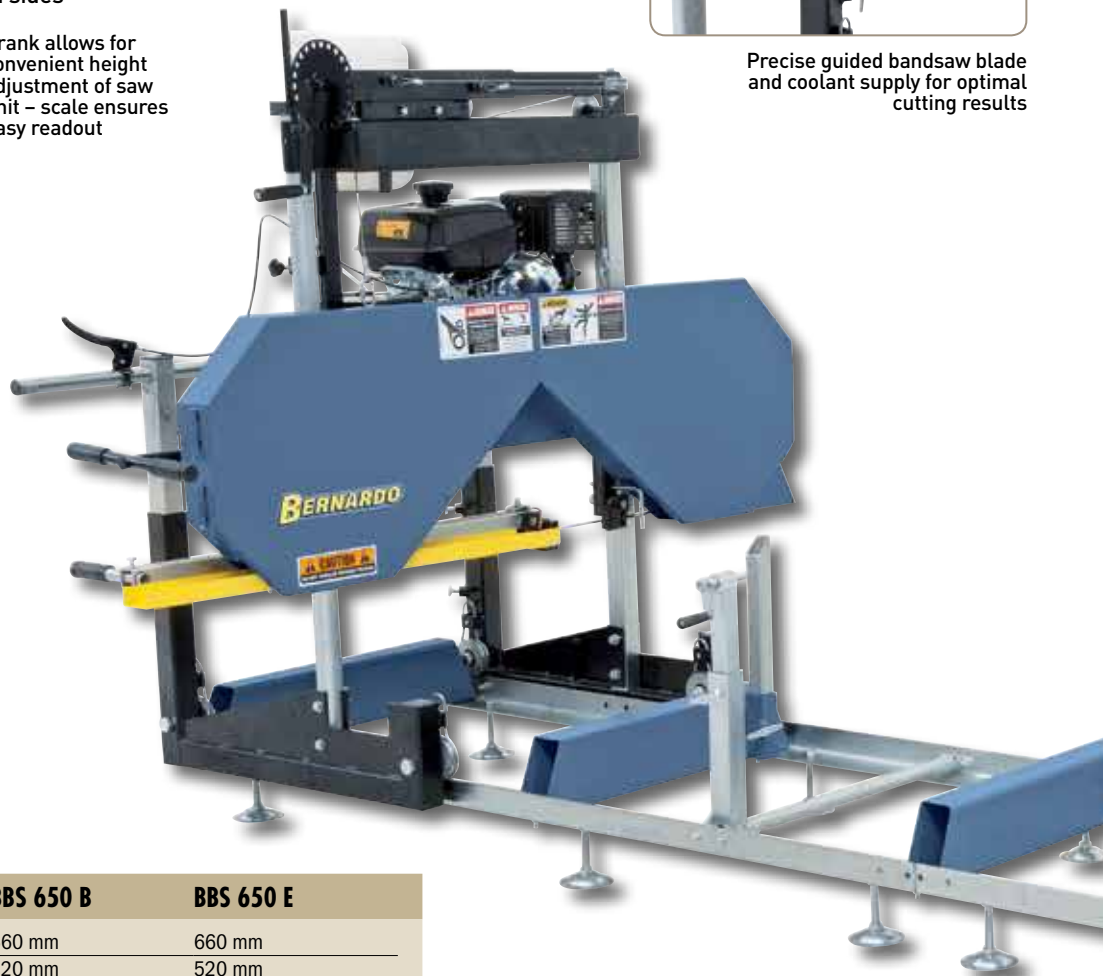
Crank allows for convenient height adjustment of saw unit – scale ensures easy readout



Four rollers on ball bearings guarantee for a vibration free run of the saw unit.



Precise guided bandsaw blade and coolant supply for optimal cutting results



Technical data

	BBS 650 B	BBS 650 E
Max. log diameter	660 mm	660 mm
Max. board width	520 mm	520 mm
Max. bandsaw blade lift (Height adjustment)	470 mm	470 mm
Min. bandsaw blade lift (Height adjustment)	45 mm	45 mm
Max. cutting depth	180 mm	180 mm
Cutting length basic version	5100 mm	5100 mm
Extension (Option)	1950 mm	1950 mm
Max. cutting length	unlimited	unlimited
Min. cutting length	1000 mm	1000 mm
Feed	manual	manual
Diameter of flywheel	480 mm	480 mm
Width of flywheel	22 mm	22 mm
Bandsaw blade	3650 x 34 x 1,1 mm	3650 x 34 x 1,1 mm
Bandsaw blade speed	1200 m/min	1200 m/min
Motor power	10,0 KW (14 HP)	7,5 kW (10 HP)
Voltage	-	400 V
Machine dimension (W x H x L – basic version)	1800 x 1700 x 6505 mm	1800 x 1700 x 6505 mm
Weight approx.	380 kg	380 kg
Weight of extension	55 kg	55 kg
Art. no.	14-1303	14-1304

€3.050,-*
Price exd. VAT

BBS 650 B

Standard accessories:

- Bandsaw blade HSS 3650 x 34 x 1,1 mm
- Electric motor with star delta start-up (BBS 650 E)
- Gasoline motor (BBS 650 B)
- Roll conveyor for cutting length max. 5,1 m
- Coolant tank

The BBS series of log bandsaws are available with either electronic drive or gasoline engine. The electric version is mainly used as a stationary machine; the gasoline drive model option is perfectly suitable for transport between sites. The brilliant price to benefit ratio makes this model perfect for agricultural purposes, forestry, carpentry etc.

BBS 650 B BBS 650 E

Wood bandsaws



Available at 2 drive options: 10 HP electric motor or 14 HP gasoline engine with starter cable.




Tiltable covers allow for easy bandsaw blade change.




Picture shows electronic panel and push stick for manual feed (height adjustable).



User-friendly tensioning of bandsaw blade, easy to access.



Optional extension units allow for various cutting lengths (each 1,95 m length).



Optional accessories:	Art. no.	excl. VAT
Bandsaw blade 3650 x 34 x 1,1 mm - 2 TPI	11-1050	€ 45,-

Optional accessories:	Art. no.	excl. VAT
Bed extension 1950 mm	14-1305	€ 285,-

Cutter knife grinding machines HMS 600 PHMS 630

The cutter knife grinder HMS 600 and PHMS 630 are suitable for grinding of cutter knives up to 620 mm or 660 mm in length. Efficient and economic operation in addition to significant cost and time savings, as a result of on site grinding, make this machine popular for every user.

- Suitable for grinding of cutter knives, carving knives, drill bits etc. (HMS 600)
- Allows simultaneous grinding of two cutter knives of 310 mm each which halves time consumption (significant difference when grinding 4-knife cutterblock) (HMS 600)
- Grinding wheel runs free from vibrations for optimal grinding results
- Precise cutter knife holder made from solid grey cast-iron
- Tilttable guide rail from 20° to 90° (HMS 600)
- Designed for grinding of cutter knives up to 660 mm in length (PHMS 630)
- Comes complete with coolant device (PHMS 630)
- Handwheel on front of machine allows for adjustment of grinding angle



Universally useable

€260,-


Price excl. VAT

HMS 600



User-friendly clamping system for cutter knife.

BERNARDO®
www.bernardo.at
HOBBY



Grinding of twist drill bit (HMS 600)



Grinding of carving knife



€520,-

Price excl. VAT

PHMS 630

Technical data

	HMS 600	PHMS 630
Grinding wheel	150 x 40 x 12,7 mm	100 x 50 x 20 mm
Speed	2800 rpm	2800 rpm
Max. cutter knife length	620 mm	660 mm
Tilting range guide rail	20° - 90°	-
Table height adjustment	30 mm	-
Motor power output S ₁ 100%	0,36 kW (0,50 HP)	0,55 kW (0,75 HP)
Motor power input S ₆ 40%	0,50 kW (0,70 HP)	0,75 kW (1,0 HP)
Voltage	230 V	400 V
Machine dimension (W x D x H)	620 x 330 x 350 mm	860 x 420 x 510 mm
Weight approx.	36 kg	69 kg
Art. no.	11-4390	11-4395

Standard accessories:

- Grinding wheel
- Knife lock plate
- Tool clamp 12 cm (HMS 600)
- Drill chuck with turnable bushing (HMS 600)
- Dressing stone (HMS 600)
- Coolant device (PHMS 630)

Optional accessories:

	Art. no.	excl. VAT
Grinding wheel 150 x 40 x 12,7 mm	11-2180	€ 27,-
Grinding wheel 100 x 50 x 20 mm	11-2184	€ 33,-

Sawblade sharpener

SBS 700 SBS 1000

The solid SBS 700 / SBS 1000 sawblade sharpener allow sharpening of carbide-tipped and CV- sawblades featuring a diameter of 80 - 700 (1000) mm. The tiltable motor-grinding wheel unit / sawblade holder allows for grinding of various tooth designs.

- Universal sawblade grinding machines for grinding sawblades from 80 - 700 mm (1000 mm)
- Quick and easy pre-setting of sawblade for grinding operations
- Standard diamond grinding wheel diam. 125 x 10/8 x 13 mm
- Solid grey cast-iron construction ensures top accuracy
- Tilttable motor-grinding wheel unit (20° left / right) allows for sharpening of carbide-alternate top bevel sawblades (ATB)
- Tilt the sawblade holder 35° left, 45° right for sharpening of negative tooth angles
- Fast and straightforward grinding operation makes these models highly economical
- Suitable for sharpening of all major blades of table circular saws, firewood circular saws, etc.
- Rubber feet ensure low noise level and minimize vibrations



Diamond grinding wheel is ideal for sharpening of carbide sawblades.



Adjustable rotating assembly ring for sharpening of most common sawblades.



Tilts 33° to right and 20° to left, ideal for sharpening of ATB (alternate top bevel) sawblades.

BERNARDO
www.bernardo.at
SEMIPROFESSIONAL

€350,-
Price excl. VAT
SBS 1000

For sawblades
from 80 - 1000 mm



SUITABLE FOR...

- Flat teeth
- Alternating teeth
- Trapezoid teeth
- Stepped teeth

€225,-
Price excl. VAT
SBS 700

Thousandfold established

Technical data	SBS 700	SBS 1000
Sawblade diameter	80 - 700 mm	80 - 1000 mm
Grinding wheel	125 x 13 mm	125 x 13 mm
Setting angle grinding wheel	20° left / 20° right	20° left / 20° right
Rotating assembly angle	35° left / 45° right	35° left / 45° right
No load speed	2850 rpm	2850 rpm
Motor power	180 W	180 W
Voltage	230 V / 50 Hz	230 V / 50 Hz
Machine dimension (W x D x H)	720 x 390 x 300 mm	870 x 390 x 300 mm
Weight approx.	20 kg	23 kg
Art. no.	11-4370	11-4375

Standard accessories:

- Diamond grinding wheel 125 x 10/8 x 13 mm
- Protective cover
- Sawblade clamping device
- Adapter 20 / 22 / 25 / 30 mm
- Rubber feet

Optional accessories:

	Art. no.	excl. VAT
Diamond grinding wheel 125 x 10 x 13 mm	11-2170	€ 42,-
Corundum grinding wheel 125 x 10 x 13 mm	11-2173	€ 21,-
Extension for SBS 700 (Sawblades 1000 mm)	11-2172	€ 127,-

BERNARDO
www.bernardo.at

Wet and dry grinders

NTS 250 Top NTS 250 Vario


- Model NTS 250 Vario with stepless speed adjustment, ideal adjustment to each material
- The height adjustable universal support can also be used for various devices of different manufacturers
- Solid sheet steel model in stylish design featuring powerful drive motor to achieve top results
- The corundum grinding wheel runs in water tank (removeable), which cools the blade during the grinding process and protects the tools from overheating or annealing
- Multifunctional device for grinding of knives, axes, turning gouges, planer blades, scissors etc.
- Suitable for amateurs, craftsmen with high demands and commercial customers, requiring sharp blades in a short period of time
- Low speed of grinding wheel ensures high safety and reduces risk of flying sparks



Complete with leather wheel for burr removal after grinding.



Universal device UNI-100, suitable for various straight tools (standard).



Easy angle adjustments by using the angle gauge WL-60 (standard).



€139,-
Price exd. VAT
NTS 250 Top

Shelf to store the accessories comes standard.



Modern design

BERNARDO
www.bernardo.at
PROFESSIONAL



€159,-
Price exd. VAT
NTS 250 Vario

Technical data	NTS 250 Top	NTS 250 Vario
Grinding wheel	250 x 50 x 32 mm	250 x 50 x 32 mm
Leather wheel	210 x 30 x 12 mm	210 x 30 x 12 mm
Speed	90 rpm	90 - 180 rpm
Input power	200 W	200 W
Voltage	230 V	230 V
Width	470 mm	470 mm
Depth	300 mm	300 mm
Height	440 mm	440 mm
Weight approx.	19 kg	18,5 kg
Art. no.	05-1082	05-1083

The NTS-series wet and dry grinding machines can easily and quickly achieve perfect grinding results. Using the appropriate attachments this machine can grind spoon carving gouges, finger-shaped turning tools, oval skew, chisels etc. To ensure a constant grinding performance, the model NTS 250 Vario is equipped with a stepless speed adjustment to compensate the abrasion of the grinding stone.

NTS 250 Top NTS 250 Vario



05-2050 Stone grader: Suitable for thorough preparation of grinding wheel (fine / rough).



05-2058 Diamond turning tool: for circular and accurate dressing of grinding wheel



05-2056 Tool rest: Ideal when working on small items



05-2054 Plane camper jig: Suitable for plane irons and chisels with a maximum width of 70 mm and maximum thickness of 6.5 mm



05-2052 Turning gouge jig: Max. tool diameter of 20 mm




05-2055 Sciccors jig: Ideal for sciccors or secateurs



05-2057 Long knife jig: For knives from 100 mm in blade length, also suitable for draw knives



05-1809A Profiled leather wheel: For dressing and polishing of insides of turning gouges and crowbars



05-2051 Grinding angle set-up jig: Measure existing angles and use to adjust cutting angles from 15° to 75°, suitable for grinding wheels from 150 to 250 in diameter

Standard accessories:

- Leather wheel
- Adapter 32 / 12 mm
- Universal bracket
- Universal device UNI-100
- Angle gauge WL-60
- White corundum grinding wheel grit 220
- Water tank

**Best
price**

Optional accessories:

	Art. no.	excl. VAT
Corundum grinding wheel 250 x 50 x 32 mm, grit 220	05-1808	€ 40,-
Leather wheel 210 x 30 x 12 mm	05-1809	€ 34,-
Profiled leather wheel	05-1809A	€ 54,-
Stone grader	05-2050	€ 22,-
Grinding angle set-up jig	05-2051	€ 18,-
Turning gouge jig	05-2052	€ 55,-

Optional accessories:

	Art. no.	excl. VAT
Plane camper jig	05-2054	€ 55,-
Sciccors jig	05-2055	€ 38,-
Tool rest	05-2056	€ 32,-
Long knife jig	05-2057	€ 38,-
Diamond turning tool	05-2058	€ 58,-

BERNARDO®
www.bernardo.at

For our current offers please go to our Bernardo-Newsletter

Bench grinders

DSA-Serie

The bench grinding machines of the DSA series are versatile and perfectly suitable for semi-professional users. The induction motor runs quietly and requires no maintenance. High quality grinding discs allow for optimal results when sharpening and deburring tools.

- Comes complete with a solid, adjustable workpiece support to achieve top results
- Universal use for various materials (metals, plastics, wood etc.)
- Rotor features ball bearings to ensure smooth operation and long life-span
- State-of-the-art machine design, aluminium die-cast construction
- Work lamp and wheel dressing tool as part of standard equipment
- Coolant tank integrated in machine housing
- Oversize protective glass on both sides protect from sparks
- High-performance motor ensures powerful torque
- Protective cover closed on sides for more efficient spark protection



DSA 150



DSA 200



Picture shows optionally available console WH

Work lamp, wheel dressing tool and protective glass with magnifier come standard



ISO 9001

€153,-
Price excl. VAT

DSA 200

€192,-
Price excl. VAT

DSA 250

BERNARDO
SEMIPROFESSIONAL

€98,-
Price excl. VAT

DSA 150

Optional accessories:

	Art. no.	excl. VAT
Grinding wheel Ø 150 x 25,4 mm, Grit 36	05-1810	€ 14,-
Grinding wheel Ø 150 x 25,4 mm, Grit 60	05-1811	€ 14,-
Grinding wheel Ø 200 x 25,4 mm, Grit 36	05-1812	€ 18,-
Grinding wheel Ø 200 x 25,4 mm, Grit 60	05-1813	€ 18,-
Grinding wheel Ø 250 x 25,4 mm, Grit 36	05-1814	€ 26,-
Grinding wheel Ø 250 x 25,4 mm, Grit 60	05-1815	€ 24,-
Console WH	56-1049	€ 43,-
Stand model C for DSA-series	56-1042	€ 81,-
Stand model F for DSA 150, DSA 200	56-1045	€ 66,-

Technical data

	DSA 150	DSA 200	DSA 250
Grinding wheel Ø x W	150 x 25,4 mm	200 x 25,4 mm	250 x 25,4 mm
Grinding wheel bore	12,7 mm	15,88 mm	20 mm
Grinding wheel grit	Grit 36 / Grit 80	Grit 36 / Grit 80	Grit 36 / Grit 80
Speed	2850 rpm	2850 rpm	2850 rpm
Motor power output S ₁ 100%	0,37 kW	0,55 kW	0,75 kW
Motor power input S ₆ 40%	0,50 kW	0,75 kW	1,0 kW
Voltage	230 V	230 V or 400 V	230 V or 400 V
Width	345 mm	410 mm	450 mm
Depth	270 mm	340 mm	360 mm
Height	275 mm	330 mm	370 mm
Weight approx.	10 kg	18 kg	26 kg
Art. no.	05-1090	05-1092 (230 V) 05-1094 (400 V)	05-1096 (230 V) 05-1098 (400 V)

Standard accessories:

- Roughing wheel grit 36
- Finishing wheel grit 80
- Spark protection on both sides
- Workpiece support
- LED working light
- Integrated coolant tank
- Wheel dressing tool

€81,-
Price excl. VAT

Stand model C

Combined sanding machines KSA-Serie

The KSA-series of combined sanding machines is suitable for straightforward sanding operations of numerous materials, such as metals, non-ferrous metals, plastics, wood, plexiglass and many others. The wide range of applications make these models hard to miss in any DIY workshop.

- Combines regular sanding operations and belt sanding
- Universal in use for various materials (metals, plastics, wood etc.)
- Coolant tank integrated in machine housing
- Solid aluminium die-cast housing for a long life-span
- Convenient sanding belt change – no tools required
- Low noise, maintenance free induction motor
- Ideal for deburring, surface and contour grinding
- Balanced rotor with high-quality ball bearings ensures smooth run
- Top-quality construction guarantees prolonged machine life



Complete with roughing wheel, adjustable workpiece support, safety cover fully enclosed at sides and eye protection

KSA 150



€105,-
Price exd. VAT

KSA 150

Optional accessories:

	Art. no.	excl. VAT
Fabric sanding belt 685 x 50 mm - Grit 60 (10 pcs.)	11-2116A	€ 24,-
Fabric sanding belt 685 x 50 mm - Grit 80 (10 pcs.)	11-2116	€ 24,-
Fabric sanding belt 685 x 50 mm - Grit 100 (10 pcs.)	11-2117	€ 24,-
Fabric sanding belt 685 x 50 mm - Grit 120 (10 pcs.)	11-2117A	€ 24,-
Fabric sanding belt 685 x 50 mm - Grit 150 (10 pcs.)	11-2118	€ 24,-
Fabric sanding belt 685 x 50 mm - Grit 180 (10 pcs.)	11-2119	€ 24,-
Fabric sanding belt-set 685 x 50 mm - Grit 60 / 80 / 100 / 120 / 150 / 180 (each 2 pcs.)	11-2119A	€ 28,-
Grinding wheel Ø 150 x 20 mm, Grit 36	05-1800	€ 17,-
Grinding wheel Ø 150 x 20 mm, Grit 80	05-1801	€ 14,-
Grinding wheel Ø 200 x 20 mm, Grit 36	05-1827	€ 18,-
Grinding wheel Ø 200 x 20 mm, Grit 80	05-1828	€ 18,-
Belt cleaner	11-2175	€ 19,-
Stand model C for KSA-Serie	56-1042	€ 81,-
Stand model F for KSA-Serie	56-1045	€ 66,-



Technical data

	KSA 150	KSA 200
Grinding wheel Ø x W	150 x 20 mm	200 x 20 mm
Grinding wheel bore	12,7 mm	15,88 mm
Grinding wheel grit	Grit 36	Grit 36
Sanding belt	685 x 50 mm	685 x 50 mm
Sanding belt speed	15,4 m/sec.	15,4 m/sec.
Grinding area	125 x 50 mm	125 x 50 mm
Speed	2850 rpm	2850 rpm
Motor power output S ₁ 100%	0,25 kW	0,37 kW
Motor power input S ₆ 40%	0,35 kW	0,50 kW
Voltage	230 V	230 V
Width	370 mm	420 mm
Depth	280 mm	300 mm
Height	350 mm	390 mm
Weight approx.	11 kg	16 kg
Art. no.	05-1030	05-1035

Standard accessories:

- Roughing wheel grit 36
- Sanding belt grit 80
- Spark protection
- Workpiece support
- LED working light
- Integrated coolant tank
- Wheel dressing tool

€81,-
Price exd. VAT

Stand model C



€130,-
Price exd. VAT

KSA 200

Combined sanding machine KMS 200 S

The KMS 200 S is an incredibly economical universal grinding machine purchased at a relatively low cost. The powerful motor and the robust construction make this model ideal for professional workshops.

- Complete with solid, adjustable workpiece support for optimal results
- Wide range of applications for various materials, such as metals, plastics, wood etc.
- Perfectly designed die-casting machine body
- Sanding unit can be used in horizontal as well as vertical position
- Quick clamping lever allows for convenient change of sanding belt
- Rotor features ball bearings to guarantee smooth running and a long life span
- Ideal for chamfering, surface and contour grinding
- Combines belt sanding and ordinary sanding operations
- High quality manufacturing ensures long life span



Regulating screws ensure convenient adjustment of parallel belt run.



Sanding unit - ideal for deburring or surface sanding operations

BERNARDO®
www.bernardo.at
SEMIPROFESSIONAL

Standard accessories:

- Roughing wheel grit 36
- Sanding belt grit 80
- Sanding unit SA 1
- Graphite coating
- Workpiece support
- Spark protection

Optional accessories:

	Art. no.	excl. VAT
Grinding wheel Ø 200 x 32 mm, Ø 32 mm, Grit 36	05-1818A	€ 19,-
Grinding wheel Ø 200 x 32 mm, Ø 32 mm, Grit 80	05-1819A	€ 19,-
Fabric sanding belt 762 x 75 mm - Grit 60 - (10 Stk.)	49-0970	€ 32,-
Fabric sanding belt 762 x 75 mm - Grit 80 - (10 pcs.)	49-0971	€ 32,-
Fabric sanding belt 762 x 75 mm - Grit 100 - (10 pcs.)	49-0972	€ 32,-
Fabric sanding belt 762 x 75 mm - Grit 120 - (10 pcs.)	49-0973	€ 32,-
Fabric sanding belt 762 x 75 mm - Grit 150 - (10 pcs.)	49-0974	€ 32,-
Fabric sanding belt 762 x 75 mm - Grit 180 - (10 pcs.)	49-0975	€ 32,-
Fabric sanding belt-set 762 x 75 mm - grit 60 / 80 / 100 / 120 / 150 / 180 (each 2 pcs.)	49-0976	€ 40,-
Belt cleaner	11-2175	€ 19,-
Stand model H	56-1048	€ 84,-

Technical data

KMS 200 S

Grinding wheel Ø x W	200 x 32 mm
Grinding wheel bore	32 mm
Grinding wheel grit	Grit 36
Sanding belt	762 x 75 mm
Speed of grinding wheel	2850 rpm
Speed of sanding belt	16,4 m/sec.
Tilting range of sanding unit	32 mm
Grinding area	90°
Dust extraction outlet	180 x 75 mm
Motor power output S ₁ 100%	0,9 kW
Motor power input S ₆ 40%	1,25 kW
Voltage	230 V or 400 V
Width	540 mm
Depth	310 mm
Height	370 mm
Weight approx.	27 kg
Art. no.	05-1164 (230 V) 05-1168B (400 V)

€255,-

Price exd. VAT

KMS 200 S

€84,-

Price exd. VAT

Stand model H

Universal in use

Combined sanding machine

KMS 250

The KMS 250 is an incredibly economical universal grinding machine purchased at a relatively low cost. The powerful motor and the robust construction make this model ideal for professional workshops.

- Universal use for various materials (metals, plastics, wood etc.)
- Tiltable support table for a large variety of applications
- Balanced rotor features high quality ball bearings to ensure a smooth run
- Powerful motor guarantees high torque
- Motor comes equipped with copper wiring for long life span
- Sanding unit can be used in horizontal as well as vertical position
- Sanding unit complete with dust port (diameter 38 mm)
- On-/off switch according IP 54 standards and undervoltage release

Ideal model for sanding, deburring and sharpening

Top Price



Grinding unit - ideal for deburring or surface sanding operations



Complete with roughing wheel, adjustable workpiece support, fully closed protective cover and eye protection



€386,-
Price excl. VAT
KMS 250

Optional accessories:

	Art. no.	excl. VAT
Grinding wheel Ø 250 x 32 mm, Ø 32 mm, Grit 36	05-1820	€ 25,-
Grinding wheel Ø 250 x 32 mm, Ø 32 mm, Grit 80	05-1821	€ 25,-
Fabric sanding belt 1016 x 75 mm - Grit 60 (10 pcs.)	49-0980	€ 40,-
Fabric sanding belt 1016 x 75 mm - Grit 80 (10 pcs.)	49-0981	€ 40,-
Fabric sanding belt 1016 x 75 mm - Grit 100 (10 pcs.)	49-0982	€ 40,-
Fabric sanding belt 1016 x 75 mm - Grit 120 (10 pcs.)	49-0983	€ 40,-
Fabric sanding belt 1016 x 75 mm - Grit 150 (10 pcs.)	49-0984	€ 40,-
Fabric sanding belt 1016 x 75 mm - Grit 180 (10 pcs.)	49-0985	€ 40,-
Fabric sanding belt-set 1016 x 75 mm - Grit 60/80/100/120/150/180 (each 2 pcs.)	49-0986	€ 47,-
Belt cleaner	11-2175	€ 19,-
Stand model H	56-1048	€ 84,-

Technical data

KMS 250

Grinding wheel Ø x W	250 x 32 mm
Grinding wheel bore	32 mm
Grinding wheel grit	Grit 36
Sanding belt	1016 x 75 mm
Speed of grinding wheel	2850 rpm
Speed of sanding belt	16,4 m/sec.
Dust extraction outlet	38 mm
Tilting range sanding unit	90°
Grinding area	300 x 75 mm
Motor power output S ₁ 100%	1,5 kW
Motor power input S ₆ 40%	2,0 kW
Voltage	400 V
Width	580 mm
Depth	310 mm
Height	570 mm
Weight approx.	34 kg
Art. no.	05-1170

BERNARDO
www.bernardo.at
PROFESSIONAL

€84,-
Price excl. VAT

Stand model H

Standard accessories:

- Roughing wheel grit 36
- Sanding belt grit 80
- Sanding unit SA 2
- Graphite coating
- Workpiece support
- Spark protection

BERNARDO
www.bernardo.at

Bench grinders

DS-Serie

These universal bench grinding machines are designed for professional use. The induction motor features top quality ball bearings to eliminate noise and maintenance. Quality grinding wheels ensure optimal results when sharpening and deburring tools.

- On/off switch in accordance with IP54 standards and undervoltage release
- Universal use for various materials, such as metals, plastics, wood and many others
- Balanced rotor with quality ball bearings ensure smooth running
- Motor features copper wiring for long life span (DS 250 S)
- Oversize protective glass provide optimal spark protection
- Solid, adjustable die-cast workpiece support
- High performance drive motor ensures powerful torque
- Optionally available sanding attachment (DS 200 S/ 250 S) increase range of applications significantly



Sanding attachment – available for DS 200 S and DS 250 S



Console WH optional available.



DS 200 S

BERNARDO
www.bernardo.at
PROFESSIONAL



Standard accessories:

- Roughing wheel grit 36
- Finishing wheel grit 80
- Spark protection on both sides
- Workpiece support

€129,-
Price exd. VAT

DS 150 S

€139,-
Price exd. VAT

DS 175 S

€169,-
Price exd. VAT

DS 200 S

€240,-
Price exd. VAT

DS 250 S

Optional accessories:

	Art. no.	excl. VAT
Grinding wheel Ø 150 x 25 mm, Ø 32 mm, Grit 36	05-18020	€ 15,-
Grinding wheel Ø 150 x 25 mm, Ø 32 mm, Grit 80	05-18021	€ 15,-
Grinding wheel Ø 175 x 25 mm, Ø 32 mm, Grit 36	05-1816	€ 17,-
Grinding wheel Ø 175 x 25 mm, Ø 32 mm, Grit 80	05-1817	€ 17,-
Grinding wheel Ø 200 x 32 mm, Ø 32 mm, Grit 36	05-1818A	€ 19,-
Grinding wheel Ø 200 x 32 mm, Ø 32 mm, Grit 80	05-1819A	€ 19,-
Grinding wheel Ø 250 x 32 mm, Ø 32 mm, Grit 36	05-1820	€ 25,-
Grinding wheel Ø 250 x 32 mm, Ø 32 mm, Grit 80	05-1821	€ 25,-
Sanding attachment SA 1 for DS 200 S (Sanding belt 762 x 75 mm)	05-1130	€ 114,-
Sanding attachment SA 2 for DS 250 S (Sanding belt 1016 x 75 mm)	05-1131	€ 125,-
Fabric sanding belts for sanding attachments SA 1 and SA 2 are on page 255		
Console WH	56-1049	€ 43,-
Stand model H	56-1048	€ 84,-

Technical data

	DS 150 S	DS 175 S	DS 200 S	DS 250 S
Grinding wheel Ø x W	150 x 25 mm	175 x 25 mm	200 x 32 mm	250 x 32 mm
Grinding wheel bore	32 mm	32 mm	32 mm	32 mm
Grinding wheel grit	Grit 36 / Grit 80	Grit 36 / Grit 80	Grit 36 / Grit 80	Grit 36 / Grit 80
Speed	2850 rpm	2850 rpm	2850 rpm	2850 rpm
Motor power output S ₁ 100%	0,50 kW	0,50 kW	0,90 kW	1,5 kW
Motor power input S ₆ 40%	0,70 kW	0,70 kW	1,25 kW	2,0 kW
Voltage	230 V	230 V	230 V or 400 V	400 V
Width	430 mm	450 mm	510 mm	510 mm
Depth	195 mm	230 mm	270 mm	320 mm
Height	230 mm	250 mm	310 mm	360 mm
Weight approx.	16 kg	18 kg	25 kg	30 kg
Art. no.	05-1119	05-1121	05-1125 (230 V) 05-1126 (400 V)	05-1127

€84,-
Price exd. VAT

Stand model H

Polishing machines

The PS-series of polishing machines are perfectly suitable for treating surfaces of different materials. Achieve different polishing finishes, from matt to gloss, by using suitable polishing wheels and pastes.

PS 200 S

PS 250 S

Sanding machines

- On/ off switch in accordance with IP 54 standards and undervoltage release
- Ideal device to achieve matt, polished, high gloss finishes on various materials by using optionally available polishing wheels and pastes
- Solid construction and top of the range equipment designed for professional use
- Motor comes complete with copper wiring for long life span
- Equipped with rubber feet to eliminate vibrations
- Balanced rotor with high quality ball bearings ensures a smooth run
- Aluminium die-cast machine housing in state-of-the-art design
- Suitable for polishing of metals, plastics and non-ferrous metals



PS 200 S

€175,-
Price exd. VAT
PS 200 S



Sisal-cord green Ø 200 mm
Sisal-cord green Ø 250 mm



Sisal-Nettle polishing wheel Ø 200 mm
Sisal-Nettle polishing wheel Ø 250 mm



Nettle-polishing wheel PS 1001 stepped Ø 200 mm
Nettle-polishing wheel PS 1001 stepped Ø 250 mm



Molleton-polishing wheel PS 1004 loose Ø 200 mm
Molleton-polishing wheel PS 1004 loose Ø 250 mm



€205,-
Price exd. VAT
PS 250 S

€84,-
Price exd. VAT

Stand model H

Technical data	PS 200 S	PS 250 S
Polishing wheel Ø x W	200 x 20 mm	250 x 25 mm
Bore	16 mm	20 mm
Speed	2850 rpm	2850 rpm
Motor power output S ₁ 100%	0,9 kW	1,5 kW
Motor power input S ₆ 40%	1,25 kW	2,0 kW
Voltage	230 V or 400 V	400 V
Width	580 mm	600 mm
Depth	250 mm	290 mm
Height	270 mm	300 mm
Weight approx.	19 kg	23 kg
Art.no.	05-1051 (230 V) 05-1052 (400 V)	05-1053

Standard accessories:

- Polishing wheel soft
- Polishing wheel hard

Polishing wheels and pastes see from page 257

Optional accessories:

	Art. no.	excl. VAT
Polishing wheel see page 257		
Polish paste and polish sets see page 258 259		
Console WH	56-1049	€ 43,-
Stand model H for PS-series	56-1048	€ 84,-



www.bernardo.at

For your closest dealer, contact us at www.bernardo.at

Polishing machine

PS 350

The PS 350 polishing machine is the ideal device to treat different types of materials. Various polishing results from matt to gloss can be achieved by using suitable polishing wheels and pastes.

- High quality die-cast machine housing in state-of-the-art design
- Including acute shaft end on both sides for mounting different polishing wheels
- Rotor features ball bearings to ensure smooth running and long life span
- Ideal for chamfering and sanding surfaces and contours
- Solid design and top of the range accessories make this model qualify for industrial use
- Ideal device to achieve matt, polished, high gloss finishes on various materials by using optionally available polishing wheels and pastes

**Best
Price**


Polishing wheels and pastes see from page 257



With acute shaft end for mounting polishing wheels with a bore of 16 to 30 mm



On/off switch features undervoltage release and emergency stop-button



€555,-
Price excl. VAT

BERNARDO®
INDUSTRY



Sisal-cord green for stainless steel, further polishing wheels see page 257

€230,-
Price excl. VAT

Stand model G

Standard accessories:

- 2 pcs. polishing wheel stepped

Technical data	PS 350
Polishing wheel Ø x W	350 x 45 mm
Bore	16 mm
Speed	1450 rpm
Motor power output S ₁ 100%	2,2 kW
Motor power input S ₆ 40%	3,0 kW
Voltage	400 V
Width	1000 mm
Depth	350 mm
Height	400 mm
Weight approx.	54 kg
Art.no.	05-1061

Optional accessories:

	Art. no.	excl. VAT.
Polishing wheel soft, Ø 350 x 40 mm, Ø 16 mm	05-1844	€ 53,-
Polishing wheel stepped, Ø 350 x 40 mm, Ø 16 mm	05-1845	€ 42,-
Sisal-Nettle-Polishing wheel Ø 350 x 30 mm, Ø 16 mm	05-1890	€ 41,-
Sisal-cord green Ø 350 x 25 mm, Ø 16 mm	05-1891	€ 40,-
Nettle-Polishing wheel PS 1001 loose Ø 350 x 25 mm, Ø 16 mm	05-1892	€ 51,-
Nettle-Polishing wheel PS 1001 stepped Ø 350 x 25 mm, Ø 16 mm	05-1893	€ 47,-
Molleton-Polishing wheel PS 1004 loose Ø 350 x 25 mm, Ø 16 mm	05-1894	€ 45,-
Molleton-Polishing wheel PS 1004 stepped Ø 350 x 25 mm, Ø 16 mm	05-1895	€ 40,-
Stand model G	56-1044	€ 230,-
Polish paste and polish sets see page 258 259		

Combined sanders

These combined sanding machine are suitable for processing a variety of materials, such as metals, non-ferrous metals, plastics, wood, plexiglass etc. The wide range of applications makes these models hard to miss in any workshop.

SPM 150 KSE 200

Sanding machines

- Work lamp and wheel dressing tool as part of the standard accessories (SPM 150)
- Model KSE 200 features dust outlet (60 mm in diameter) at steel brush wheel
- Rotor with ball bearings ensures smooth run and long life span
- Quick and easy deburring of complicated profiles
- Powerful and low noise drive motor
- Suitable for polishing of metals, plastics and non-ferrous materials

€120,-
Price exd. VAT
SPM 150

BERNARDO®
HOBBY

SPM 150

€66,-
Price exd. VAT
Stand model F

€169,-
Price exd. VAT
KSE 200

BERNARDO®
SEMIPROFESSIONAL

KSE 200

€84,-
Price exd. VAT
Stand model H

Standard accessories SPM 150:

- Polishing wheel hard
- Grinding wheel grit 36
- Steel brush wheel
- Working light
- Wheel dressing tool
- Spark protection on both sides
- Integrated coolant tank

Technical data	SPM 150	KSE 200
Grinding wheel Ø x W	150 x 20 mm	200 x 32 mm
Bore	12,7 mm	32 mm
Grinding wheel grit	Grit 36	Grit 36
Polishing wheel	150 x 12,5 mm	-
Steel brush wheel	150 x 12,5 mm	200 x 20 mm
Speed	2850 rpm	2850 rpm
Motor power output S ₁ 100%	0,37 kW	0,90 kW
Motor power input S ₆ 40%	0,50 kW	1,25 kW
Voltage	230 V	230 V or 400 V
Width	450 mm	570 mm
Depth	280 mm	270 mm
Height	370 mm	300 mm
Weight approx.	10 kg	26 kg
Art. no.	05-1045	05-1172 (230 V) 05-1173 (400 V)

Standard accessories KSE 200:

- Grinding wheel grit 36
- Steel brush wheel
- Spark protection
- Workpiece support

Optional accessories:

- Grinding wheel Ø 150 x 20 mm, Ø 12,7 mm, Grit 36
- Grinding wheel Ø 150 x 20 mm, Ø 12,7 mm, Grit 80
- Polishing wheel Ø 150 x 20 mm, Ø 12,7 mm for SPM 150
- Steel brush wheel Ø 150 x 20 mm, Ø 12,7 mm for SPM 150
- Stand model F for SPM 150
- Grinding wheel Ø 200 x 25 mm, Ø 32 mm, Grit 36
- Grinding wheel Ø 200 x 25 mm, Ø 32 mm, Grit 80
- Steel brush wheel Ø 200 x 25 mm, Ø 32 mm for KSE 200
- Stand model H for KSE 200

Art. no.	excl. VAT
05-1800	€ 17,-
05-1801	€ 14,-
05-1838	€ 17,-
05-1836	€ 16,-
56-1045	€ 66,-
05-1818A	€ 19,-
05-1819A	€ 19,-
05-1799	€ 25,-
56-1048	€ 84,-

BERNARDO®
www.bernardo.at

Should you have any questions, please feel free to contact our service center +43 / 732 / 664015

Belt and disc sander

BDSM 150 N

The BDSM 150 N belt and disc sanding machine is a versatile model for deburring and sanding of flat surfaces or contours. For model makers and craftsmen this machine is truly the ideal device no matter what shape or material.

- Complete with integrated dust port to connect a dust collector unit
- Combination of belt and disc sander allows for nearly all sanding operations in your workshop to be completed
- Suitable for sanding of soft- and hardwood, as well as plastics, non-ferrous metals and alike
- Solid and torsion-free machine housing, made from grey cast-iron
- Quick clamping device allows for easy, straightforward change of sanding belt
- Continuous plane sanding surface allows for sanding of longer workpieces
- Machine is equipped with a powerful, maintenance-free induction motor
- Sanding disc and belt are part of standard equipment
- Sanding belt can be used horizontally and vertically
- Mitre fence comes standard
- Sanding table can be tilted from 0° to 45°

INDUCTION MOTOR

- high torque
- maintenance-free
- low noise



Belt sanding table tilts steplessly from 0° to 90°.

€145,-
Price excl. VAT



Tiltable sanding disc table (0° to 45°) features mitre fence.



Sanding disc table can also be used for belt sanding.



Includes velcro fastener to fasten the sanding disc.

BERNARDO
www.bernardo.at
HOBBY

Standard accessories:

- Sanding belt 915 x 100 mm - grit 80
- Sanding disc diam. 150 mm - grit 80
- Hook and loop fastener diam. 150 mm
- Mitre fence
- Fence at belt sanding table
- Dust extraction outlet

Technical data

BDSM 150 N

Sanding belt	915 x 100 mm
Belt sanding table	305 x 120 mm
Belt sanding table tiltable	0° to 90°
Sanding disc diam.	150 mm
Sanding disc table	225 x 155 mm
Sanding disc table tiltable	0° to 45°
Belt speed	7,5 m/sec.
Dust extraction outlet	60 mm
No load speed	2850 rpm
Motor power output S ₁ 100%	370 W
Motor power input S ₆ 40%	520 W
Voltage	230 V
Machine dimension (W x D x H)	460 x 400 x 300 mm
Weight approx.	19 kg
Art. no.	11-4301

Optional accessories:

	Art. no.	excl. VAT
Sanding disc diam. 150 mm - grit 60 (10 pcs.), Hook and loop fastener	11-2121A	€ 12,-
Sanding disc diam. 150 mm - grit 80 (10 pcs.), Hook and loop fastener	11-2122A	€ 12,-
Sanding disc diam. 150 mm - grit 100 (10 pcs.), Hook and loop fastener	11-2120A	€ 12,-
Sanding disc diam. 150 mm - grit 120 (10 pcs.), Hook and loop fastener	11-2123A	€ 12,-
Sanding disc diam. 150 mm - grit 150 (10 pcs.), Hook and loop fastener	11-2124A	€ 12,-
Sanding disc - set Hook and loop fastener diam. 150 mm - grit 60 / 80 / 100 / 120 / 150 (each 2 pcs.)	11-2124B	€ 12,-
Hook and loop fastener diam. 150 mm	11-2132	€ 13,-
Sanding belt 915 x 100 mm - grit 60 (5 pcs.)	11-2111	€ 20,-
Sanding belt 915 x 100 mm - grit 80 (5 pcs.)	11-2112	€ 20,-
Sanding belt 915 x 100 mm - grit 100 (5 pcs.)	11-2115	€ 20,-
Sanding belt 915 x 100 mm - grit 120 (5 pcs.)	11-2113	€ 20,-
Sanding belt 915 x 100 mm - grit 150 (5 pcs.)	11-2114	€ 20,-
Sanding belt - set 915 x 100 mm - grit 60 / 80 / 100 / 120 / 150 (each 2 pcs.)	11-2115A	€ 37,-
Belt cleaner	11-2175	€ 19,-

Belt and disc sander

BDSM 230 C

The BDSM 230 is a highly economical model and a sanding machine available at a modest price. The combination of belt and disc sanding machine makes these models suitable for nearly all sanding operations in your workshop.

- Graphite coating on belt sanding surface improves sliding capacity of sanding belt
- Set screws ensure convenient adjustment of parallel belt run
- High belt speed guarantees great sanding performance
- Universally applicable for sanding of edges, surface and for round grinding
- Spring balanced clamping device allows for even belt tension
- Solid, torsion-free machine housing ensures for a smooth run, free from vibrations
- Quick conversion from vertical to horizontal sanding position
- Sanding disc table can also be used for belt sanding operations

€320,-
Price excl. VAT



Sanding table tilts from 0° to 45°.



Serially with 2 dust extraction outlets diam. 50 mm.

Universally useable



Large face sanding area with workpiece fence.



Standard accessories:

- Sanding belt 1220 x 150 mm - grit 80
- Sanding disc diam. 230 mm - grit 80
- Mitre fence
- Workpiece fence
- Dust extraction outlet 50 mm
- Fence at belt sanding table
- Graphite coating
- Stand
- Tools

Graphite coating

Technical data	BDSM 230 C
Sanding belt	1220 x 150 mm
Belt sanding table	435 x 165 mm
Belt sanding table tiltable	0° - 90°
Sanding disc diam.	230 mm
Sanding disc table	310 x 155 mm
Sanding disc table tiltable	0° - 45°
Belt speed	5,5 m/sec.
No load speed	1420 rpm
Dust extraction outlet	2x 55 mm
Motor power output S1 100%	0,75 kW
Motor power input S6 40%	1,1 kW
Voltage	230 V
Machine dimension (W x D x H)	730 x 500 x 1000 mm
Weight approx.	49 kg
Art. no.	11-4305

Optional accessories:	Art. no.	excl. VAT
Sanding disc diam. 230 mm - grit 60 (10 pcs.), self-adhesive	11-2200A	€ 25,-
Sanding disc diam. 230 mm - grit 80 (10 pcs.), self-adhesive	11-2091A	€ 24,-
Sanding disc diam. 230 mm - grit 100 (10 pcs.), self-adhesive	11-2092A	€ 24,-
Sanding disc diam. 230 mm - grit 120 (10 pcs.), self-adhesive	11-2093A	€ 24,-
Sanding disc diam. 230 mm - grit 150 (10 pcs.), self-adhesive	11-2201A	€ 25,-
Sanding disc - set self-adhesive, diam. 230 mm - grit 60 / 80 / 100 / 120 / 150 (each 2 pcs.)	11-2214	€ 24,-
Sanding belt 1220 x 150 mm - grit 80 (5 pcs.)	11-2127	€ 25,-
Sanding belt 1220 x 150 mm - grit 100 (5 pcs.)	11-2125	€ 25,-
Sanding belt 1220 x 150 mm - grit 150 (5 pcs.)	11-2128	€ 25,-
Sanding belt 1220 x 150 mm - grit 180 (5 pcs.)	11-2129	€ 25,-
Sanding belt - set 1220 x 150 mm - grit 80 / 100 / 150 / 180 (each 2 pcs.)	11-2130	€ 38,-
Belt cleaner	11-2175	€ 19,-
Dust collector DC 230 E / 230 V with tube (2,5 m)	12-2043	€ 198,-
Automatic start-up system ALV 2 / M 230 - 230 V with 4 m power cable	12-1152	€ 81,-

Belt and disc sander

BDSM 250

The BDSM 250 is a robust belt and disc sanding machine which is suitable for processing of wood, plastics and non-ferrous metals. The disc sanding device – mounted on the side of the machine – makes this model essential combined grinding machine for semi-professionals.

- Support table with guiding on both sides, features T-slot for mitre fence
- Quick clamping device allows for easy and straightforward sanding belt change
- Continuous surface grinding support for grinding of long workpieces
- Graphite coating on surface grinding support ensures better sliding of sanding belt
- Universal in use for sanding of edges, surface and round grinding
- Clamping device with springs guarantees consistent belt tension
- Short conversion times from vertical to horizontal operation
- Solidly constructed, torsion-free machine housing keeps vibrations to a minimum



Hook and loop fastener allows for quick and easy change of sanding disc.



Comes complete with integrated dust port to connect a dust collector



Surface grinding table can be used in horizontal or vertical position.



Aluminium support table can be tilted steplessly from 0° – 45°.

BERNARDO
www.bernardo.at
SEMIPROFESSIONAL

Including stand and mitre fence

Standard accessories:

- Sanding belt 1220 x 150 mm – grit 80
- Sanding disc diam. 250 mm – grit 100
- Hook and loop fastener diam. 250 mm
- Mitre fence
- Fence at belt sanding table
- Graphite coating
- Dust extraction outlet
- Stand



€445,-
Price excl. VAT

Technical data

BDSM 250

Sanding belt	1220 x 150 mm
Belt sanding table	385 x 165 mm
Belt sanding table tiltable	0° to 90°
Sanding disc diam.	250 mm
Sanding disc table	310 x 200 mm
Sanding disc table tiltable	0° to 45°
Belt speed	8,5 m/sec
Dust extraction outlet	60 mm
No load speed	1400 rpm
Motor power output S ₁ 100%	0,75 kW
Motor power input S ₆ 40%	1,0 kW
Voltage	230 V
Machine dimension (W x D x H)	800 x 600 x 1040 (1440) mm
Weight approx.	47 kg
Art. no.	11-4307

Optional accessories:

	Art. no.	excl. VAT
Sanding disc diam. 250 mm – grit 60 (10 pcs.), Hook and loop fastener	11-2202	€ 21,-
Sanding disc diam. 250 mm – grit 80 (10 pcs.), Hook and loop fastener	11-2095	€ 20,-
Sanding disc diam. 250 mm – grit 100 (10 pcs.), Hook and loop fastener	11-2096	€ 20,-
Sanding disc diam. 250 mm – grit 120 (10 pcs.), Hook and loop fastener	11-2097	€ 20,-
Sanding disc diam. 250 mm – grit 150 (10 pcs.), Hook and loop fastener	11-2203	€ 21,-
Sanding disc – set hook and loop fastener, diam. 250 mm – grit 60 / 80 / 100 / 120 / 150 (each 2 pcs.)	11-2216	€ 20,-
Hook and loop fastener diam. 250 mm	11-2131A	€ 15,-
Sanding belt 1220 x 150 mm – grit 80 (5 pcs.)	11-2127	€ 25,-
Sanding belt 1220 x 150 mm – grit 100 (5 pcs.)	11-2125	€ 25,-
Sanding belt 1220 x 150 mm – grit 150 (5 pcs.)	11-2128	€ 25,-
Sanding belt 1220 x 150 mm – grit 180 (5 pcs.)	11-2129	€ 25,-
Sanding belt set 1220 x 150 mm – grit 80 / 100 / 150 / 180 (each 2 pcs.)	11-2130	€ 38,-
Dust collector DC 230 E / 230 V with tube (2,5 m)	12-2043	€ 198,-

Disc sanding machines

The TS 250 and TS 300 disc grinding machines are designed for grinding of metals, non-ferrous metals and wood. Model TS 300 comes complete with a velcro fastener for practical disc change.

TS 250 TS 300

Sanding machines

- Tilttable (0° to +45°) for different machining tasks
- Universal useable for metal, non-ferrous metals and wood
- Stable machine body with rubber lining
- Balanced sanding disc ensures vibration-free run
- Grinding table is positioned below the middle, to utilize the entire sanding disc
- Powerful motor guarantees best results, even at longer operation
- Complete with integrated brake to stop the sanding disc (TS 300)



The serially equipped velcro fastener makes disc change quick and easy.



TS 250

€210,-
Price exd. VAT
TS 300



Serially equipped with integrated dust extraction outlet underneath the 45° tilttable.

BERNARDO
www.bernardo.at
HOBBY

Standard accessories:

- Lockable angle fence
- Sanding disc Grit 80 (TS 250)
- Sanding disc Grit 100 (TS 300)
- Disc brake (TS 300)
- Velcro fastener (TS 300)
- Mitre fence
- Motor protective switch

€129,-
Price exd. VAT
TS 250



TS 300

Best price

€97,-
Price exd. VAT
Stand model B1

Optional accessories:

	Art. no.	excl. VAT
Velcro fastener diam. 250 mm	11-2131A	€ 15,-
Sanding disc diam. 250 mm - Grit 60 (10 pcs.), velcro fastener	11-2202	€ 21,-
Sanding disc diam. 250 mm - Grit 80 (10 pcs.), velcro fastener	11-2095	€ 20,-
Sanding disc diam. 250 mm - Grit 100 (10 pcs.), velcro fastener	11-2096	€ 20,-
Sanding disc diam. 250 mm - Grit 120 (10 pcs.), velcro fastener	11-2097	€ 20,-
Sanding disc diam. 250 mm - Grit 150 (10 pcs.), velcro fastener	11-2203	€ 21,-
Velcro fastener diam. 300 mm	11-2131	€ 18,-
Sanding disc diam. 300 mm - Grit 60 (10 pcs.), velcro fastener	11-2206	€ 24,-
Sanding disc diam. 300 mm - Grit 80 (10 pcs.), velcro fastener	11-2101	€ 24,-
Sanding disc diam. 300 mm - Grit 100 (10 pcs.), velcro fastener	11-2102	€ 24,-
Sanding disc diam. 300 mm - Grit 120 (10 pcs.), velcro fastener	11-2103	€ 24,-
Sanding disc diam. 300 mm - Grit 150 (10 pcs.), velcro fastener	11-2207	€ 24,-
Sanding disc - set velcro fastener diam. 300 mm - Grit 60 / 80 / 100 / 120 / 150 (each 2 pcs.)	11-2218	€ 24,-
Belt cleaner	11-2175	€ 19,-
Stand model B 1	56-1041	€ 97,-

Technical data

	TS 250	TS 300
Sanding disc	250 mm	300 mm
Table size	290 x 140 mm	435 x 150 mm
Table tilttable	0° to 45°	0° to 45°
Speed	1400 rpm	1450 rpm
Dust extraction outlet	35 mm	50 mm
Motor power output S ₁ 100%	0,55 kW	0,90 kW
Motor power input S ₆ 40%	0,75 kW	1,25 kW
Voltage	230 V	230 V
Width	370 mm	450 mm
Depth	360 mm	450 mm
Height*	300 mm	400 mm
Weight approx.	15 kg	29 kg
Art. no.	05-1185	05-1186

* without stand

BERNARDO
www.bernardo.at

For your closest dealer, contact us at www.bernardo.at

Disc sanding machine

TS 300 TOP

The TS 300 TOP disc sanding machine is a great device to achieve perfectly smooth wooden surfaces but is evenly suitable for non-ferrous metals and plastic materials. Complete with a hook and loop fastener to allow for a quick and convenient change of sanding discs without tools.

- Wide application range for various materials, such as wood, metals or plastics
- Powerful motor guarantees best results, even when operated continuously
- Complete with integrated brake to bring the sanding disc to a standstill
- Table tilts from -3° to +45° and features rests at 0° / 22.5° / 45°
- Balanced sanding disc eliminates vibrations
- Polished grey cast-iron table tilts to both sides
- Includes dust port to allow connection to dust collector

BERNARDO
www.bernardo.at
SEMI-PROFESSIONAL



Manual brake brings sanding disc to a standstill within seconds



Polished grey cast-iron table with tilting range from -3° to +45°



Complete with mitre fence for precise grinding of angles



On/Off switch in accordance with IP 54 standards and undervoltage release



Standard accessories:

- Lockable angle fence
- Sanding disc
- Hook and loop fastener
- Disc brake
- Mitre fence
- Locking device at 0° / 22.5° / 45°
- Motor protective switch

€240,-
Price excl. VAT

€97,-
Price excl. VAT

Stand
model B1

Technical data	TS 300 TOP
Sanding disc	300 mm
Table size	435 x 165 mm
Table tiltable	-3° to +45°
Speed	1420 rpm
Dust extraction outlet	60 / 75 mm
Motor power output S1 100%	0,75 kW
Motor power input S6 40%	1,0 kW
Voltage	230 V
Width	520 mm
Depth	490 mm
Height*	380 mm
Weight approx.	36 kg
Art. no.	05-1190

*without stand

Optional accessories:

	Art. no.	excl. VAT
Hook and loop fastener diam. 300 mm	11-2131	€ 18,-
Sanding disc diam. 300 mm - Grit 60 (10 pcs.), hook and loop fastener	11-2206	€ 24,-
Sanding disc diam. 300 mm - Grit 80 (10 pcs.), hook and loop fastener	11-2101	€ 24,-
Sanding disc diam. 300 mm - Grit 100 (10 pcs.), hook and loop fastener	11-2102	€ 24,-
Sanding disc diam. 300 mm - Grit 120 (10 pcs.), hook and loop fastener	11-2103	€ 24,-
Sanding disc diam. 300 mm - Grit 150 (10 pcs.), hook and loop fastener	11-2207	€ 24,-
Sanding disc - set hook and loop fastener diam. 300 mm - Grit 60 / 80 / 100 / 120 / 150 (each 2 pcs.)	11-2218	€ 24,-
Belt cleaner	11-2175	€ 19,-
Stand model B 1	56-1041	€ 97,-

Disc sanding machine

TS 300 Pro

The TS 300 Pro disc grinding machine features a heavy duty, solid construction, allowing a precise and vibration-free operation. This model is predominantly used among professionals.

- Complete with integrated brake to stop the sanding disc
- Grey, cast-iron table features T-slots for the circular sanding unit and the mitre fence
- Powerful motor guarantees best results, even at longer operation
- Robust tilting device with adjustable end stops
- Includes mitre fence for accurate angle grinding
- Balanced sanding disc ensures vibration-free run
- Dust extraction below work table allows for clean working conditions
- Useable for different materials (wood, metal, plastics, etc.)



Circular grinding unit is part of standard equipment.



Tilttable grey cast-iron table features T-slots.



Complete with exhaust fan inside machine housing.

Standard accessories:

- Lockable angle fence
- Sanding disc
- Velcro fastener
- Disc brake
- Mitre fence
- Circular sanding unit
- Exhaust fan
- Stand
- Motor protective switch

BERNARDO
www.bernardo.at
PROFESSIONAL

€370,-
Price excl. VAT

Optional accessories:

	Art. no.	excl. VAT
Sanding disc 300 mm, velcro fastener Grit 60 (10 pcs.)	11-2206	€ 24,-
Sanding disc 300 mm, velcro fastener Grit 80 (10 pcs.)	11-2101	€ 24,-
Sanding disc 300 mm, velcro fastener Grit 100 (10 pcs.)	11-2102	€ 24,-
Sanding disc 300 mm, velcro fastener Grit 120 (10 pcs.)	11-2103	€ 24,-
Sanding disc 300 mm, velcro fastener Grit 150 (10 pcs.)	11-2207	€ 24,-
Sanding disc -set 300 mm, velcro fastener Grit 60 / 80 / 100 / 120 / 150 (each 2 pcs.)	11-2218	€ 24,-
Velcro fastener	11-2131	€ 18,-
Belt cleaner	11-2175	€ 19,-

Technical data

	TS 300 Pro
Sanding disc	300 mm
Table size	420 x 250 mm
Table tilttable	-15° to +45°
Working height	950 mm
Speed	1450 rpm
Dust extraction outlet	100 mm
Motor power output S ₁ 100%	0,75 kW
Motor power input S ₆ 40%	1,0 kW
Voltage	230 V
Width	460 mm
Depth	600 mm
Height	1150 mm
Weight approx.	46 kg
Art. no.	05-1188



Inclusive stand

BERNARDO
www.bernardo.at

Oscillating spindle sanding machine

OVS 40

- Standard dust port (38 mm) allows the connection of a dust collector
- Convenient shelf on machine frame to rest sanding sleeves and table inserts
- Powerful motor guarantees best results, even when operated continuously
- Top price-to-performance ration, ideal for amateurs and craftsmen
- Wide application range for various materials, such as wood, plastics....
- 6 Complete with 6 sanding sleeves (13 x 115 mm / 19 x 115 mm / 26 x 115 mm / 38 x 115 mm / 51 x 115 mm / 76 x 115 mm)
- Quick and easy change of sanding sleeves
- Oscillating stroke 16 mm to achieve perfectly polished surfaces
- Spindle mounted with precision to ensure for high work convenience



Standard accessories

**Best
price**



Serially dust port allows the connection of a dust collector.



€139,-
Price exd. VAT

BERNARDO®
HOBBY

Incl. Oscillation

NEW



Standard accessories:

- 6 sanding sleeves – grit 80
- 5 rubber sleeves
- 6 table inserts round (Ø 13 / 19 / 26 / 38 / 51 / 76 mm)
- 3 spindle washer (Ø15 / 21 / 46 mm)
- Tools

Optional accessories

	Art. no.	excl. VAT
Sanding sleeve-set Ø 13/19/26/38/51/76 mm - grit 80	11-2142	€ 11,90
Sanding sleeve-set Ø 13/19/26/38/51/76 mm - grit 100	11-21420	€ 11,90
Sanding sleeve-set Ø 13/19/26/38/51/76 mm - grit 120	11-21421	€ 11,90
Sanding sleeve-set Ø 13/19/26/38/51/76 mm - grit 240	11-21422	€ 11,90
Rubber sleeve Ø 19 mm	11-2144	€ 5,90
Rubber sleeve Ø 26 mm	11-21440	€ 5,90
Rubber sleeve Ø 38 mm	11-21441	€ 5,90
Rubber sleeve Ø 51 mm	11-21442	€ 5,90
Rubber sleeve Ø 76 mm	11-21443	€ 5,90
Table inserts Ø 13/19/26/38/51/76 mm	11-2146	€ 6,90
Belt cleaner	11-2175	€ 19,-
Bucket dust collector BDC 1100	12-1999	€ 118,-

Technical data

OVS 40

Table size	365 x 290 m
Oscillation / min	58
Oscillation stroke	16 mm
Spindel diameter	12,7 mm
Sanding sleeve diameter	13/19/26/38/51/76 mm
Spindle speed	2000 rpm
Dust extraction outlet	38 mm
Motor power	0,45 kW / 230 V
Machine dimension (W x D x H)	350 x 410 x 450 mm
Weight approx.	12,7 kg
Art. no.	11-4333

Oscillating spindle-belt sanding machine

OSB 60

Sanding machines

- Powerful drive motor, even at heavy workload during continuous operation
- Convenient shelf on machine frame to rest sanding sleeves and table inserts
- Continuous plane sanding surface allows for sanding of longer workpieces
- Universally applicable for sanding of edges, surface and for round grinding
- Solid, torsion-free machine housing ensures for a smooth run, free from vibrations
- Spindle mounted with precision to ensure for high work convenience
- Oscillating stroke 16 mm which eliminates the sticking of resin
- Quick and easy change of sanding sleeves
- Large work table, stepless tiltable from 0° - 45°
(can be locked at 0° / 15° / 22.5° / 30° and 45°)



Stepless tiltable working table from 0° to 45°



Quick and easy changing from belt to spindle grinding

€215,-
Price excl. VAT

NEW

Incl. Oscillation

BERNARDO®
HOBBY

Standard accessories:

- 6 sanding sleeves – grit 80 (Ø 13 / 19 / 26 / 38 / 51 mm)
- 4 rubber sleeves (Ø 19 / 26 / 38 / 51 x 115 mm)
- 5 table inserts round (Ø 13 / 19 / 26 / 38 / 51 mm)
- 3 spindle washer (Ø 15 / 21 / 46 mm)
- Sanding belt 610 x 100 mm – K80
- Sanding belt attachment
- Cover for sanding belt attachment
- Workpiece fence
- Tools



Technical data

OSB 60

Sanding belt	610 x 100 mm
Sanding area	220 x 100 mm
Belt speed	8 m/sec.
Oscillation / min	58
Oscillation stroke	16 mm
Spindel diameter	12,7 mm
Sanding sleeve diameter	13/19/26/38/51 mm
Spindle speed	2000 rpm
Table size	410 x 410 mm
Table tiltable	0° to + 45°
Dust extraction outlet	38 mm
Motor power	0,45 kW / 230 V
Machine dimension (W x D x H)	405 x 470 x 460 mm
Weight approx.	12,7 kg
Art. no.	11-4334

Optional accessories

	Art. no.	excl. VAT
Sanding sleeve-set Ø 13/19/26/38/51 mm - K 80	11-2143	€ 11,90
Sanding sleeve-set Ø 13/19/26/38/51 mm - K 100	11-21430	€ 11,90
Sanding sleeve-set Ø 13/19/26/38/51 mm - K 120	11-21431	€ 11,90
Sanding sleeve-set Ø 13/19/26/38/51 mm - K 240	11-21432	€ 11,90
Rubber sleeve Ø 19 mm	11-2144	€ 5,90
Rubber sleeve Ø 26 mm	11-21440	€ 5,90
Rubber sleeve Ø 38 mm	11-21441	€ 5,90
Rubber sleeve Ø 51 mm	11-21442	€ 5,90
Table inserts Ø 13/19/26/38/51 mm	11-2147	€ 6,90
Belt cleaner	11-2175	€ 19,-
Sanding belt 610 x 100 mm - grit 80 (10 pcs.)	49-0957	€ 26,-
Sanding belt 610 x 100 mm - grit 100 (10 pcs.)	49-0958	€ 26,-
Sanding belt 610 x 100 mm - grit 120 (10 pcs.)	49-0959	€ 26,-
Sanding belt 610 x 100 mm - grit 240 (10 pcs.)	49-0960	€ 26,-
Bucket dust collector BDC 1100	12-1999	€ 118,-

BERNARDO®
www.bernardo.at

For technical requests you can reach us by e-mail at service@pwa.at

Oscillating spindle sanding machine

OVS 80

- Complete with three sanding spindles, 19 x 90 mm, 38 x 140, 50 x 140 mm
- Quick and easy change of sanding sleeves
- Work table tilts from 0° to 45° to widen the application range
- Convenient shelf on machine frame to rest sanding sleeves and table inserts
- Oscillating stroke 24 mm to achieve perfectly polished surfaces
- On-off switch with undervoltage release in accordance with IP54
- Standard dust port (50 mm) allows the connection of a dust collector
- Top price-to-performance ration, ideal for amateurs and craftsmen



Serially dust port allows the connection of a dust collector.



Sanding spindles with diam. 18 / 35 / 50 mm comes standard.

BERNARDO®
www.bernardo.at
HOBBY

€360,-

Price excl. VAT

OVS 80



Technical data

OVS 80

Table size	370 x 370 mm
Oscillation / min	60
Oscillation stroke	24 mm
Max. sanding height	95 mm
Table tiltable	0° - 45°
Dust extraction outlet	50 mm
Spindle speed	1400 rpm
Table height	910 mm
Motor power	0,37 kW / 230 V
Machine dimension (W x D x H)	460 x 460 x 1060 mm
Weight approx.	33 kg
Art. no.	11-4335

Standard accessories OVS 80:

- 3 sanding spindles
- 3 sanding sleeves – K80
- 2 table inserts round
- 2 table inserts oval
- Stand

Optional accessories

	Art. no.	excl. VAT
Sanding sleeve-set diam. 19/38/50 mm – grit 100 (5 pcs.)	11-2139	€ 38,-
Belt cleaner	11-2175	€ 19,-

Oscillating spindle sanding machine

OVS 160

- Spindle mounted with precision to ensure for high work convenience
- Robust, torsion-free machine frame keeps vibrations to a minimum
- Oscillating stroke 35 mm which eliminates the sticking of resin
- Powerful drive motor, even at heavy workload during continuous operation
- Large work table with polished surface
- Features shelf for sanding sleeves on machine side
- Total of 10 sanding sleeves come included (6 x 120 mm / 9 x 145 mm / 12 x 145 mm / 15 x 145 mm / 19 x 230 mm / 25 x 230 mm / 38 x 230 mm / 50 x 230 mm / 75 x 230 mm / 100 x 230 mm)
- Dust port (100 mm) allows connection to dust collector to keep work environment clean and healthy



Work table features guides on both sides, tiltable from 0° - 45°.



Large work table

Incl. Oscillation

BERNARDO
www.bernardo.at
PROFESSIONAL

€1.550,-*
Price exd. VAT

OVS 160



Technical data

OVS 160

Table size	615 x 615 mm
Oscillation / min	75 mm
Oscillation stroke	35 mm
Max. sanding height	160 mm
Table tiltable	0° - 45°
Dust extraction outlet	100 mm
Spindle speed	1725 rpm
Table height	990 mm
Motor power	0,75 kW / 400 V
Machine dimension (W x D x H)	620 x 620 x 1200 mm
Weight approx.	123 kg
Art. no.	11-4345

Standard accessories:

- 10 sanding spindles
- 10 sanding sleeves – K100
- 3 table inserts round
- Solid machine base

Optional accessories:

	Art. no.	excl. VAT
Sanding sleeve-set diam. 6/9/12/15/19/25/38/50/75/100 mm - grit100 (2 pcs.)	11-2150	€ 92,-
Dust collector DC 230 E / 400 V with tube (2,5 m)	12-2044	€ 198,-
Automatic start-up system ALV 10 / 1 M	12-1150	€ 136,-

BERNARDO
www.bernardo.at

For your closest dealer, contact us at www.bernardo.at

Edge sanding machine

HV 70

The HV 70 is a compact, versatile edge sanding machine that features two tiltable support tables and can be used both in horizontal and vertical position. The unbeatable price-to-benefit ratio makes this model ideal for craftsmen.

- Complete with angle adjustable support table for contour sanding
- Dust port and mitre fence are part of standard equipment
- Graphite coating on sanding table increase the sliding capacity of sanding belt
- Quick clamping device allows for easy change of sanding belt
- Fence for horizontal sanding comes standard
- Sanding unit can be used horizontally and vertically to increase the range of applications



Complete with support table (tilts up to 45°) for contour sanding.



Height adjustable work table (up to 110 mm) ensures ideal use of sanding belt width.



Sanding unit can be used horizontally and vertically.

€555,-
Price excl. VAT

VOLTAGE

Alternatively in
230 V or 400 V



Work table tilts from 0° to 45°.



BERNARDO
www.bernardo.at
HOBBY

Technical data

HV 70

Work table	780 x 220 mm
Table height adjustment	95 mm
Belt length	2010 mm
Belt width	150 mm
Sanding table	810 x 150 mm
Sanding unit lockable	90° / 0°
Tilting of work table	0° - 45°
Belt speed	13 m/sec.
Supporting table	510 x 220 mm
Dust extraction outlet	100 mm
Roller diam.	70 mm
Motor power output S ₁ 100%	1,1 kW (1,5 HP)
Motor power input S ₆ 40%	1,65 kW (2,25 HP)
Voltage	230 V or 400 V
Machine dimension (W x D x H)	1300 x 600 x 1000 mm
Weight approx.	86 kg
Art. no.	11-4140 (230 V) 11-4145 (400V)

Standard accessories:

- Supporting table
- Graphite coating
- Mitre fence
- Fence at sanding table
- Stand
- Sanding belt 2010 x 150 mm – grit 60

Optional accessories:

	Art. no.	excl. VAT
Sanding belt 2010 x 150 mm - grit 60 (5 pcs.)	11-2000B	€ 29,-
Sanding belt 2010 x 150 mm - grit 80 (5 pcs.)	11-2001B	€ 29,-
Sanding belt 2010 x 150 mm - grit 100 (5 pcs.)	11-2002B	€ 27,-
Sanding belt 2010 x 150 mm - grit 120 (5 pcs.)	11-2003B	€ 27,-
Sanding belt 2010 x 150 mm - grit 150 (5 pcs.)	11-2004B	€ 27,-
Sanding belt 2010 x 150 mm - grit 180 (5 pcs.)	11-2005B	€ 27,-
Sanding belt 2010 x 150 mm - grit 220 (5 pcs.)	11-2006B	€ 27,-
Sanding belt - set 2010 x 150 mm - grit 60 / 80 / 100 / 120 / 150 / 180 / 220 (each 2 pcs.)	11-2007B	€ 70,-
Belt cleaner	11-2175	€ 19,-
Dust collector DC 250 CF / 230 V	12-2085	€ 363,-

Edge sanding machine **KSM 2100 P**

The KSM 2100 P edge sanding machine comes complete with oscillation of sanding belt and horizontally and vertically tiltable sanding unit. These equipment features makes this model versatile and predominantly used by experienced craftsmen.

- Oscillating sanding belt guarantees high removal capacity and leaves a clean finish
- Oversize worktable features integrated T-slot to intake mitre fence
- Quick clamping lever allows for easy sanding belt change
- Spring balanced belt tension ensures automatic adjustment of differences in sanding belt lengths
- Stepless tilting of sanding unit for vertical and horizontal sanding operations
- Graphite coating on sanding table increases the sliding capacity of sanding belt
- Complete with mechanically oscillating sanding unit to ensure optimal use of sanding belt



Support table for contour sanding, comes complete with rubber-coated sanding roller.



Picture of horizontal position complete with fence.



Sanding unit can be tilted steplessly from vertical to horizontal position.

Incl. Oscillation



Oscillating sanding unit features stroke of 10 mm.



BERNARDO
www.bernardo.at
HOBBY

€710,-*
Price excl. VAT

Rubber-coated sanding roll

Standard accessories:

- Sanding belt 2260 x 150 mm – grit 80
- Supporting table
- Graphite coating
- Mitre fence
- Stop bar
- Rubber coated sanding roller
- Stand with tool storage

Technical data

KSM 2100 P

Work table	750 x 250 mm
Table height adjustment	80 mm
Belt length	2260 mm
Belt width	150 mm
Sanding table	820 x 170 mm
Sanding unit tiltable	90° - 0°
Belt speed	16,3 m/sec.
Supporting table	300 x 245 mm
Dust extraction outlet	100 mm
Roller diameter	110 mm
Motor power output S ₁ 100%	2,2 kW (3,0 HP)
Motor power input S ₆ 40%	3,0 kW (4,0 HP)
Voltage	400 V
Machine dimension (W x D x H)	1270 x 600 x 1200 mm
Weight approx.	120 kg
Art. no.	11-4171

Optional accessories:

	Art. no.	excl. VAT
Sanding belt 2260 x 150 mm - grit 60 (5 pcs.)	11-2015	€ 32,-
Sanding belt 2260 x 150 mm - grit 80 (5 pcs.)	11-2016	€ 32,-
Sanding belt 2260 x 150 mm - grit 100 (5 pcs.)	11-2017	€ 30,-
Sanding belt 2260 x 150 mm - grit 120 (5 pcs.)	11-2018	€ 30,-
Sanding belt 2260 x 150 mm - grit 150 (5 pcs.)	11-2019	€ 31,-
Sanding belt 2260 x 150 mm - grit 180 (5 pcs.)	11-2020	€ 30,-
Sanding belt 2260 x 150 mm - grit 220 (5 pcs.)	11-2021	€ 30,-
Sanding belt - set 2260 x 150 mm - grit 60 / 80 / 100 / 120 / 150 / 180 / 220 (je 2 pcs.)	11-2022	€ 71,-
Dust collector DC 250 CF / 230 V	12-2085	€ 363,-
Automatic start-up system ALV 10 / 1 M	12-1150	€ 136,-

Edge sanding machine with oscillation

HV 80 OSZI

- Height adjustable, grey cast-iron table allows for sanding belt to be used along its entire width
- Spring balanced clamping device guarantees even belt tension
- Oscillation ensures optimal use of the sanding belt
- Complete with mitre fence, adjustable from -45° to $+45^{\circ}$
- Clamping lever allows for quick and easy sanding belt change
- Tool storage with shelving is part of standard equipment

**Best
Price**



Ergonomically arranged handwheel on front of machine allows for convenient height adjustment of work table.



Complete with mitre fence and scale for precise sanding of angles.



**Linear guiding of
sanding unit**

Sanding unit can be locked steplessly at any position from 0° to 90° .

Standard accessories:

- Sanding belt 2510 x 150 mm – grit 100
- Supporting table
- Mitre fence
- Sanding belt oscillation
- Stop bar
- Stand (with tool storage)


Technical data	HV 80 OSZI
Work table	850 x 300 mm
Table height adjustment	90 mm
Belt length	2510 mm
Belt width	150 mm
Sanding table	950 x 200 mm
Sanding unit lockable	$90^{\circ} / 0^{\circ}$
Belt speed	16 m/sec.
Supporting table	300 x 250 mm
Dust extraction outlet	100 mm
Roller diam.	110 mm
Motor power output S_1 100%	1,5 kW (2,0 HP)
Motor power input S_6 40%	2,1 kW (2,8 HP)
Voltage	400 V
Machine dimension (W x D x H)	1400 x 680 x 1220 mm
Weight approx.	148 kg
Art. no.	11-4150



For an additional range of applications the sanding unit can be tilted into horizontal position.

The HV 80 OSZI is a powerful, universal edge sanding machine suitable for sanding of wood, glass, plastics and non-ferrous metals. When using fabric belts, metals can also be sanded. The stepless tilting function in vertical position increases the application area significantly.

HV 80 OSZI



Spring balanced belt tension ensures for automatic elimination of differences in belt lengths.



The height adjustable support table allows sanding of contours at the reverse roller.



Linear guide of sanding unit in vertical direction (instead of tilting function) for flawless results.



€820,-
Price excl. VAT

Incl. Oscillation



Optional accessories:

	Art. no.	excl. VAT
Sanding belt 2510 x 150 mm - grit 60 (5 pcs.)	11-2010B	€ 34,-
Sanding belt 2510 x 150 mm - grit 80 (5 pcs.)	11-2011B	€ 34,-
Sanding belt 2510 x 150 mm - grit 100 (5 pcs.)	11-2012B	€ 32,-
Sanding belt 2510 x 150 mm - grit 120 (5 pcs.)	11-2013B	€ 32,-
Sanding belt 2510 x 150 mm - grit 150 (5 pcs.)	11-2014B	€ 32,-
Sanding belt 2510 x 150 mm - grit 180 (5 pcs.)	11-2008B	€ 32,-
Sanding belt 2510 x 150 mm - grit 220 (5 pcs.)	11-2009B	€ 32,-

Lieferbares Sonderzubehör:

	Art. Nr.	exkl. MwSt.
Sanding belt - set 2510 x 150 mm - grit 60 / 80 / 100 / 120 / 150 / 180 / 220 (each 2 pcs.)	11-2014C	€ 80,-
Graphite coating, b = 200 mm (1 rm)	11-2158	€ 24,-
Belt cleaner	11-2175	€ 19,-
Dust collector DC 350 CF / 230 V	12-2090	€ 508,-
Dust collector DC 450 CF / 230 V	12-2095	€ 520,-
Automatic start-up system ALV 10 / 1 M	12-1150	€ 136,-

Edge sanding machine **KSM 2740 CN** with oscillation

- Oscillating sanding belt guarantees sufficient removal and even results
- Spring balanced belt tension ensures automatic adjustment of differences in sanding belt lengths
- Oversize work table features integrated T-slot for mounting of mitre fence
- Quick clamping lever allows for convenient change of sanding belt
- Sanding unit tilts steplessly for vertical and horizontal sanding operations
- Graphite coating on sanding table increases gliding capacity of sanding belt
- Additional emergency stop-button on sanding unit for maximum safety
- Height adjustable work table can be moved to front or rear
- Comes complete with three replaceable sanding sleeves (38, 50 and 76 mm)
- Support table features height adjustment and four inserts for sanding rollers
- Dust port (100 mm) on both sides for optimal dust removal
- Handwheel ensures user-friendly height adjustment of work table



Universal mobile base allows for easy change of location. (optional extra)

BERNARDO
SEMIPROFESSIONAL

Picture shows tilted sanding unit (up to 90°). The height adjustable work table can additionally be moved from front to rear.



KSM 2740 CN with horizontally tilted sanding unit for a larger application area.



Technical data

KSM 2740 CN


Work table	900 x 305 mm
Table height adjustment	120 mm
Belt length	2740 mm
Belt width	150 mm
Sanding table	1010 x 175 mm
Sanding unit tiltable	90° - 0°
Belt speed	16 m/sec.
Supporting table	290 x 260 mm
Oscillation stroke	12 mm
Dust extraction outlet	2 x 100 mm
Motor power output S ₁ 100%	2,2 kW (3,0 HP)
Motor power input S ₆ 40%	3,0 kW (4,0 HP)
Voltage	400 V
Machine dimension (W x D x H)	1540 x 750 x 1140 mm
Weight approx.	220 kg
Art. no.	11-4199

Standard accessories:

- Sanding belt oscillation
- Support table
- Graphite coating
- 3 sanding rollers
- Mitre fence
- 3 sanding sleeves diam. 38 / 50 / 76 mm – grit 100
- Sanding belt 2740 x 150 mm – grit 100
- Stop bar
- Switch-plug-combination
- Emergency stop at sanding unit
- Rubber coated sanding roller
- Stand with tool storage
- Tools

The KSM 2740 CN is a robust edge sanding machine complete with mechanical oscillation of sanding belt. The extensive standard equipment and the optimal price-to-performance ratio make this versatile machine an ideal solution for professional users.

KSM 2740 CN




Three sanding sleeves for contour sanding are part of standard equipment.



Rubber-coated sanding roller comes standard.



Steplessly tiltable sanding unit for vertical and horizontal sanding.



Robust tilting device, sanding unit can be set to an angle between 0° to 90°.



Incl. Oscillation

Wide range of standard accessories

€1.480,-
Price excl. VAT

Optional accessories:

	Art. no.	excl. VAT
Sanding belt 2740 x 150 mm - grit 60 (5 pcs.)	11-2045	€ 37,-
Sanding belt 2740 x 150 mm - grit 80 (5 pcs.)	11-2046	€ 37,-
Sanding belt 2740 x 150 mm - grit 100 (5 pcs.)	11-2047	€ 34,-
Sanding belt 2740 x 150 mm - grit 120 (5 pcs.)	11-2048	€ 34,-
Sanding belt 2740 x 150 mm - grit 150 (5 pcs.)	11-2049	€ 34,-
Sanding belt 2740 x 150 mm - grit 180 (5 pcs.)	11-2050	€ 34,-
Sanding belt 2740 x 150 mm - grit 220 (5 pcs.)	11-2051	€ 34,-
Sanding belt - set 2740 x 150 mm - grit 60 / 80 / 100 / 120 / 150 / 180 / 220 (each 2 pcs.)	11-2052	€ 82,-

Optional accessories:

	Art. no.	excl. VAT
Sanding sleeve diam. 38 mm grit 120 (5 pcs.)	11-2030	€ 23,-
Sanding sleeve diam. 50 mm grit 120 (5 pcs.)	11-2031	€ 23,-
Sanding sleeve diam. 76 mm grit 120 (5 pcs.)	11-2032	€ 24,-
Dust collector DC 350 CF / 230 V	12-2090	€ 508,-
Dust collector DC 450 CF / 230 V	12-2095	€ 520,-
Automatic start-up system ALV 10 / 1 M	12-1150	€ 136,-
Universal mobile base UF 300	56-1070	€ 68,-

Edge sanding machine with oscillation

KSM 2600 C


- Suitable for sanding of wood, plastics and similar materials
- Oscillating sanding belt guarantees generous removal of material and smooth finish
- Dust port on both sides (80 / 100 mm) for optimal dust removal
- Oscillation of sanding belt with separate drive motor can be switched on
- Spring balanced belt tension allows automatic adjustment of differences in sanding belt lengths
- Handwheel ensures user-friendly height adjustment of work table
- Torsion-free, steel-plate machine base eliminates vibrations



Quick clamping-device allows for user-friendly change of sanding belt.



The height adjustable work table can additionally be moved from front to rear.



Height adjustable work table ensures optimal use of sanding belt width.



The up to 45° tiltable sanding unit and the rigid, horizontal position of the worktable makes processing of heavy workpieces significantly easier.

**Best
Price**

Technical data

KSM 2600 C

Work table	750 x 290 mm
Table height adjustment	185 mm
Belt length	2600 mm
Belt width	150 mm
Sanding table	850 x 200 mm
Sanding unit tiltable	90° - 45°
Belt speed	20 m/sec.
Supporting table	330 x 330 mm
Oscillation stroke	20 mm
Oscillation motor	0,25 kW (0,34 HP)
Dust extraction outlet	120 mm
Motor power output S ₁ 100%	3,0 kW (4,0 HP)
Motor power input S ₆ 40%	4,5 kW (6,0 HP)
Voltage	400 V
Machine dimension (W x D x H)	1700 x 700 x 1080 mm
Weight approx.	180 kg
Art. no.	11-4192

Standard accessories:

- Sanding belt oscillation
- Sanding belt 2600 x 150 mm – grit 100
- Support table
- Graphite coating
- Mitre fence
- Tube

The KSM 2600 C edge sanding machine features an oscillating sanding belt with independent drive motor. The sanding unit can quickly be adjusted from 90° to 45° and allows sanding of straight and bevelled edges.

KSM 2600 C



Rotary sanding table features dust port for ideal sanding of radius or contour.



Maintenance-free drive motor allows for oscillation of sanding belt.



Adjustable mitre fence and moveable ruler come standard.



Quick clamping lever ensures quick bevelling and locking of sanding unit.

Incl. Oscillation



€1.480,-*
Price excl. VAT

BERNARDO
www.bernardo.at
PROFESSIONAL

Optional accessories:

	Art. no.	excl. VAT
Sanding belt 2600 x 150 mm - grit 60 (5 pcs.)	11-2040B	€ 36,-
Sanding belt 2600 x 150 mm - grit 80 (5 pcs.)	11-2041B	€ 36,-
Sanding belt 2600 x 150 mm - grit 100 (5 pcs.)	11-2042B	€ 33,-
Sanding belt 2600 x 150 mm - grit 120 (5 pcs.)	11-2043B	€ 33,-
Sanding belt 2600 x 150 mm - grit 150 (5 pcs.)	11-2044B	€ 33,-
Sanding belt 2600 x 150 mm - grit 180 (5 pcs.)	11-2038B	€ 33,-
Sanding belt 2600 x 150 mm - grit 220 (5 pcs.)	11-2037B	€ 33,-

Optional accessories:

	Art. no.	excl. VAT
Sanding belt - set 2600 x 150 mm - grit 60 / 80 / 100 / 120 / 150 / 180 / 220 (each 2 pcs.)	11-2039B	€ 81,-
Belt cleaner	11-2175	€ 19,-
Dust collector DC 450 CF / 230 V	12-2095	€ 520,-
Cyclone-extractor RLA 1500 / 400 V	12-2168	€ 1.060,-
Cyclone-extractor RLA 2000 / 400 V	12-2167	€ 1.280,-
Automatic start-up system ALV 10 / 1 M	12-1150	€ 136,-


Edge sanding machine with veneer sanding device

KSM 3000 C

- Heavy machine stand in torsion- and vibration-free construction, extremely solid
- Grooved infeed ruler, optimal for sanding of excess veneer
- Dust port 80 / 100 mm on both sides for optimal chip removal
- Oscillating sanding belt guarantees sufficient removal and even results
- Maintenance-free sanding belt oscillation with separate drive motor can be switched on
- Height adjustable sanding table allows usage of entire sanding belt
- Comes with veneer sanding device with fine adjustment
- Quick conversion from veneer to solid timber sanding
- Handwheels allow for height adjustment of work table and tilting of sanding unit
- Spring balanced belt tension ensures automatic adjustment of differences in sanding belt lengths
- Height adjustable support table for sanding of a radius features dust extraction



Grooved infeed ruler for excess veneer parts.



Tiltable sanding unit (90° to 45°) with adjustable end stop at 90°.




Height adjustable support table with extraction unit allows for sanding of contours at the reverse roller.

Wide range of standard accessories

BERNARDO
www.bernardo.at
PROFESSIONAL

Incl. veneer sanding device



KSM 3000 C with tilted sanding unit and folded up veneer sanding fences.

Technical data

KSM 3000 C

Work table	960 x 350 mm
Table height adjustment	210 mm
Belt length	3000 mm
Belt width	150 mm
Sanding table	1060 x 200 mm
Sanding unit tiltable	90° - 45°
Belt speed	20 m/sec.
Supporting table	330 x 330 mm
Oscillation stroke	20 mm
Oscillation motor	0,25 kW (0,34 HP)
Dust extraction outlet	120 mm
Motor power output S ₁ 100%	3,0 kW (4,0 HP)
Motor power input S ₆ 40%	4,5 kW (6,0 HP)
Voltage	400 V
Machine dimension (W x D x H)	1910 x 840 x 1020 mm
Weight approx.	330 kg
Art. no.	11-4206

Standard accessories:

- Sanding belt 3000 x 150 mm – grit 100
- Sanding belt oscillation
- Veneer sanding device
- Support table
- Graphite coating
- Mitre fence
- Sanding pad
- Tube

**Best
Price**

The KSM 3000 C solid edge sanding machine is equipped with a veneer sanding device, allowing for immediate conversion from veneer to solid timber. Most often this machine is used by experienced amateurs and industrial businesses.

KSM 3000 C



Sanding fence with fine adjustment and automatic locking mechanism.



Quick folding up of sanding fences for sanding solid timber.



Oscillation stroke done by high-quality linear guide.



Sanding belt oscillation with independent motor.



Incl. Oscillation

€2.150,-*
Price excl. VAT

Optional accessories:

	Art. no.	excl. VAT
Sanding belt 3000 x 150 mm - grit 60 (5 pcs.)	11-2060B	€ 39,-
Sanding belt 3000 x 150 mm - grit 80 (5 pcs.)	11-2061B	€ 39,-
Sanding belt 3000 x 150 mm - grit 100 (5 pcs.)	11-2062B	€ 37,-
Sanding belt 3000 x 150 mm - grit 120 (5 pcs.)	11-2063B	€ 37,-
Sanding belt 3000 x 150 mm - grit 150 (5 pcs.)	11-2064B	€ 37,-
Sanding belt 3000 x 150 mm - grit 180 (5 pcs.)	11-2065B	€ 37,-
Sanding belt 3000 x 150 mm - grit 220 (5 pcs.)	11-2066B	€ 37,-

Optional accessories:

	Art. no.	excl. VAT
Sanding belt - set 3000 x 150 mm - grit 60 / 80 / 100 / 120 / 150 / 180 / 220 (each 2 pcs.)	11-2067B	€ 85,-
Belt cleaner	11-2175	€ 19,-
Dust collector DC 450 CF / 230 V	12-2095	€ 520,-
Cyclone-extractor RLA 1500 / 400 V	12-2168	€ 1.060,-
Cyclone-extractor RLA 2000 / 400 V	12-2167	€ 1.280,-
Automatic start-up system ALV 10 / 1 M	12-1150	€ 136,-

Cylinder sanding machines

- Set variable conveyor belt speed
- Suitable for major commercial grinding abrasive cloths
- Scale ensures precise height adjustment of sanding unit
- Handwheel and scale allow for accurate adjustment of the sanding unit to thickness of workpiece
- Complete with dust port to connect an dust collector for a clean workplace
- Powerful motor guarantees best results
- When side support not in use machine suitable for double the grinding width (eg. for frames etc.)

VOLTAGE

Alternatively in
230 V or 400 V



Lift dust hood to change the sanding belt.



Clamping system allows fixing the grinding unit into position.



Table extension on both sides increases workpiece support.



Example of use: Sanding of frames

BERNARDO
www.bernardo.at
HOBBY



€730,-

Price excl. VAT

ZSM 405

Technical data	ZSM 405	ZSM 500	ZSM 560
Max. sanding width	405 mm (810 mm)	400 mm (800 mm)	560 mm (1120 mm)
Min. sanding length	60 mm	60 mm	60 mm
Workpiece thickness, min. / max.	5 - 80 mm	5 - 80 mm	5 - 80 mm
Table size (L x W)	470 x 425 mm	475 x 425 mm	500 x 580 mm
Both-sided table extension (L x W)	245 x 425 mm	245 x 425 mm	245 x 580 mm
Working height	695 mm	690 mm	695 mm
Sanding roller	Ø 130 x 410 mm	Ø 130 x 410 mm	Ø 130 x 565 mm
Feed stepless	0,5 - 3 m/min	0,5 - 3 m/min	0,5 - 3 m/min
Speed	1420 rpm	1420 rpm	1420 rpm
Dust extraction outlet	100 mm	100 mm	100 mm
Motor power	1,1 kW (1,5 HP)	1,1 kW (1,5 HP)	1,5 kW (2,0 HP)
Voltage	230 V or 400 V	230 V or 400 V	230 V or 400 V
Machine dimension (W x D x H)	950 x 1030 x 1290 mm	860 x 1030 x 1270 mm	1100 x 1065 x 1170 mm
Weight approx.	86 kg	96 kg	110 kg
Art. no.	11-4362 (230 V) 11-4359 (400 V)	11-4363 (230 V) 11-4360 (400 V)	11-4364 (230 V) 11-4361 (400 V)

ZSM 405 / ZSM 500 / ZSM 560

The ZSM-series of cylinder sanding machines are suitable for sanding works up to a width of 1120 mm. The feed of the conveyor belt can be adjusted steplessly to the workpiece to achieve optimal grinding results. Main application area of these models is predominately among experienced amateurs.



Variable feed adjustment.



Quick clamp system for sanding belt.



Solid guide, handwheel allows height adjustment.



Model ZSM 405 and ZSM 560 feature stand with rollers.



€880,-
Price excl. VAT
ZSM 500



€960,-
Price excl. VAT
ZSM 560

Standard accessories:

- Sanding belt grit 100
- Table extension on both sides
- Stand with rollers (ZSM 405 / 560)
- Closed stand with tool storage (ZSM 500)

Optional accessories:

	Art. no.	excl. VAT
Sanding belt roll 50 m - grit 60	11-2155	€ 67,-
Sanding belt roll 50 m - grit 100	11-2157	€ 61,-
Sanding belt roll 50 m - grit 180	11-2156	€ 61,-
Sanding belt roll 50 m - grit 220	11-2154	€ 59,-

Optional accessories:

	Art. no.	excl. VAT
Dust collector DC 230 E / 230 V with tube (2,5 m)	12-2043	€ 198,-
Absauganlage DC 500 E / 400 V	12-2066	€ 395,-
Cyclone interceptor FSG 1000	12-2174	€ 420,-
Cyclone-extractor RLA 1500 / 400 V	12-2168	€ 1.060,-

Cylinder sanding machine ZSM 560 - 2

The ZSM 560 - 2 cylinder sanding machine is suitable for sanding works up to a width of 1120 mm. The feed of the conveyor belt can be adjusted steplessly to the workpiece to achieve optimal grinding results.

- When side support not in use machine suitable for double the grinding width (eg. for frames etc.)
- Complete with dust port to connect an dust collector for a clean workplace
- Set variable conveyor belt speed
- Suitable for major commercial grinding abrasive cloths
- Scale ensures precise height adjustment of sanding unit
- Suitable for sanding of wood, plastics and similar materials
- Powerful motor guarantees best results



Solid guide, handwheel allows height adjustment.



Clamping system allows fixing the grinding unit into position.



Lift dust hood to change the sanding belt.



Table extension on both sides increases workpiece support.

Stepless feed speed adjustment

BERNARDO
www.bernardo.at
HOBBY

Standard accessories:

- Sanding belt grit 100
- Table extension on both sides
- Closed stand with tool storage

Technical data

ZSM 560 - 2

Max. sanding width	560 mm (1120 mm)
Min. sanding length	60 mm
Workpiece thickness, min. / max.	5 - 80 mm
Table size (L x W)	500 x 580 mm
Both-sided table extension (L x W)	245 x 580 mm
Working height	680 mm
Sanding roller	Ø 130 x 565 mm
Feed stepless	0,5 - 3 m/min
Speed	750 / 1400 rpm
Dust extraction outlet	100 mm
Motor power	1,5 KW (2,0 HP)
Voltage	400 V
Machine dimension (W x D x H)	1030 x 1060 x 1190 mm
Weight approx.	110 kg
Art. no.	11-4351

2 speeds

NEW

€1.240,-
Price excl. VAT



Variable feed adjustment.



Optional accessories:

	Art. no.	excl. VAT
Sanding belt roll 50 m - grit 60	11-2155	€ 67,-
Sanding belt roll 50 m - grit 100	11-2157	€ 61,-
Sanding belt roll 50 m - grit 180	11-2156	€ 61,-
Sanding belt roll 50 m - grit 220	11-2154	€ 59,-
Flatter type sanding head	11-4452	€ 260,-
Silicon carbide sanding brushes	11-4453	€ 360,-
Wire brush	11-4454	€ 280,-
Dust collector DC 230 E / 230 V with tube (2,5 m)	12-2043	€ 198,-
Dust collector DC 500 E / 400 V	12-2066	€ 395,-
Cyclone interceptor FSG 1000	12-2174	€ 420,-
Cyclone-extractor RLA 1500 / 400 V	12-2168	€ 1.060,-
Automatic start-up system ALV 10 / 1 M	12-1150	€ 136,-

Cylinder sanding machine

ZSM 560 Vario

The ZSM 560 Vario cylinder sanding machine is suitable for sanding works up to a width of 1120 mm. The feed of the conveyor belt can be adjusted steplessly to the workpiece to achieve optimal grinding results. Additionally this model is equipped with a steplessly adjustable sanding speed.


- Serially with steplessly adjustable sanding speed
- When side support not in use machine suitable for double the grinding width (eg. for frames etc.)
- Complete with dust port to connect an dust collector for a clean workplace
- Set variable conveyor belt speed
- Suitable for major commercial grinding abrasive cloths
- Handwheel and scale allow for accurate adjustment of the sanding unit to thickness of workpiece
- Powerful motor guarantees best results



High-quality frequency converter allows for stepless adjustment of the spindle speed.



Quick clamp system for sanding belt.



Lift dust hood to change the sanding belt.



Table extension on both sides increases workpiece support.

Vario-Drive

BERNARDO
www.bernardo.at
HOBBY

Standard accessories:

- Sanding belt grit 100
- Frequency inverter Delta
- Table extension on both sides
- Closed stand with tool storage

Technical data	ZSM 560 Vario
Max. sanding width	560 mm (1120 mm)
Min. sanding length	60 mm
Workpiece thickness, min. / max.	5 - 80 mm
Table size (L x W)	500 x 580 mm
Both-sided table extension (L x W)	245 x 580 mm
Working height	680 mm
Sanding roller	Ø 130 x 565 mm
Feed stepless	0,5 - 3 m/min
Speed, stepless	0 - 1500 rpm
Dust extraction outlet	100 mm
Motor power	1,5 kW (2,0 HP)
Voltage	230 V
Machine dimension (W x D x H)	1010 x 1060 x 1190 mm
Weight approx.	110 kg
Art. no.	11-4352

Stepless feed speed adjustment

NEW

€1.490,-
Price exd. VAT



The high-quality feed motor ensure a smooth running of the conveyor belt.




Optional accessories:

	Art. no.	excl. VAT
Sanding belt roll 50 m - grit 60	11-2155	€ 67,-
Sanding belt roll 50 m - grit 100	11-2157	€ 61,-
Sanding belt roll 50 m - grit 180	11-2156	€ 61,-
Sanding belt roll 50 m - grit 220	11-2154	€ 59,-
Flatter type sanding head	11-4452	€ 260,-
Silicon carbide sanding brushes	11-4453	€ 360,-
Wire brush	11-4454	€ 280,-
Dust collector DC 230 E / 230 V with tube (2,5 m)	12-2043	€ 198,-
Dust collector DC 500 E / 400 V	12-2066	€ 395,-
Cyclone interceptor FSG 1000	12-2174	€ 420,-
Cyclone-extractor RLA 1500 / 400 V	12-2168	€ 1.060,-
Automatic start-up system ALV 10 / 1 M	12-1150	€ 136,-

Cylinder sanding machine

WBS 640 Pro

- Different sanding belt grain sizes for rough and fine grinding in one grinding process
- Heavy machine stand in torsion- and vibration-free construction, extremely solid
- Set variable conveyor belt speed
- Scale ensures precise height adjustment of work table
- Powerful motor guarantees best results
- Suitable for sanding of wood, plastics and similar materials
- Crank ensures user-friendly height adjustment of work table
- Both sanding rollers dynamically balanced for smooth running



Work table is adjusted to the thickness of the workpiece by means of the handwheel and scale.



Fine adjustment for the rear sanding roller. Variable feed adjustment.

2 sanding rollers for rough and fine grinding



BERNARDO
www.bernardo.at
SEMIPROFESSIONAL

Technical data

WBS 640 Pro

Max. sanding width	635 mm
Min. sanding length	127 mm
Workpiece thickness, min. / max.	5 - 130 mm
Table size (L x W)	670 x 635 mm
Working height min.	850 mm
Sanding roller	2x Ø 130 x 635 mm
Feed stepless	0 - 6,2 m/min
Speed	1550 rpm
Dust extraction outlet	2x 100 mm
Motor power	2,2 kW (3,0 HP)
Voltage	230 V or 400 V
Machine dimension (W x D x H)	790 x 1080 x 1360 mm
Weight approx.	223 kg
Art. no.	11-4353 (230 V) 11-4354 (400 V)

Stepless feed speed adjustment


**Best
Price**

Standard accessories:

- Sanding belt grit 80 / grit 120
- Closed stand

The model WBS 640 Pro is a professional cylinder sanding machine with stepless adjustable feed rate. Thanks to the 2 sanding rollers, rough and fine sanding can be carried out in one pass by using different sanding belt grain sizes. The heavy machine stand ensures high stability and thus precise grinding results.

WBS 640 Pro



Complete with dust ports for a clean workplace.



2 sanding rollers for rough and fine grinding in one pass.

€1.990,-
Price excl. VAT



The high-quality feed motor ensure a smooth running of the conveyor belt.



Adjustment screw for parallel run of the conveyor belt.



VOLTAGE

Alternatively in
230 V or 400 V

NEW

Optional accessories:

	Art. no.	excl. VAT
Sanding belt roll 50 m - grit 60	11-2155	€ 67,-
Sanding belt roll 50 m - grit 100	11-2157	€ 61,-
Sanding belt roll 50 m - grit 180	11-2156	€ 61,-
Sanding belt roll 50 m - grit 220	11-2154	€ 59,-

Optional accessories:

	Art. no.	excl. VAT
Dust collector DC 400 / 230 V	12-2055	€ 305,-
Dust collector DC 400 / 400 V	12-2060	€ 305,-
Cyclone-extractor RLA 1500 / 400 V	12-2168	€ 1.060,-
Automatic start-up system ALV 10 / 1 M	12-1150	€ 136,-

BERNARDO[®]
www.bernardo.at

For technical requests you can reach us by e-mail at service@pwa.at

Parquet polishing machine PSM 200

The PSM 200 parquet polishing machine allows economical sanding of hardwood flooring, mosaic floors, wooden floorboards and alike. This machine combines high user-friendliness and safety measures, making this model suitable for non-experienced users.

- Protective covers on V-belt and sanding roller
- Variable setting of pressure regulation of sanding roller allows optimal adjustment to the parquet quality
- Integrated dust extraction to keep work space entirely clean comes standard
- Effective machine for sanding of small to medium size areas
- Ergonomic operation and quick change of sanding belt guarantees high efficiency
- Sanding belt available at low cost by cutting off a 50 m roll (optional extra)
- Balanced sanding roller reduces vibrations and ensures best grinding results



Rubber coated sanding roller features quick clamping system for easy change of sanding belt.



Extractable carry handle allows an easy transport of machine.



Powerful drive motor even at continuous operation.

€790,-
Price excl. VAT

BERNARDO®
SEMIPROFESSIONAL

**Best
Price**

Standard accessories:

- Sanding belt
- Waste bag

Technical data	PSM 200
Sanding width	200 mm
Sanding belt dimensions	200 x 650 mm
Diameter sanding roller	176 mm
Speed sanding roller	2000 rpm
Motor power	1,5 kW (2,0 HP)
Voltage	230 V
Machine dimension (W x D x H)	360 x 940 x 960 mm
Weight approx.	60 kg
Art. no.	11-4420



Optional accessories:

	Art. no.	excl. VAT
Sanding belt 200 x 50000 mm - grit 24 *	11-2250	€ 117,-
Sanding belt 200 x 50000 mm - grit 36 *	11-2251	€ 89,-
Sanding belt 200 x 50000 mm - grit 40 *	11-2252	€ 85,-
Sanding belt 200 x 50000 mm - grit 60 *	11-2253	€ 80,-
Sanding belt 200 x 50000 mm - grit 80 *	11-2254	€ 68,-
Sanding belt 200 x 50000 mm - grit 100 *	11-2255	€ 63,-
Fabric sanding belt 200 x 50000 mm - grit 16 *	11-2265	€ 205,-
Fabric sanding belt 200 x 50000 mm - grit 24 *	11-2266	€ 195,-
Fabric sanding belt 200 x 50000 mm - grit 36 *	11-2267	€ 176,-
Fabric sanding belt 200 x 50000 mm - grit 40 *	11-2268	€ 165,-
Fabric sanding belt 200 x 50000 mm - grit 60 *	11-2269	€ 146,-
Fabric sanding belt 200 x 50000 mm - grit 80 *	11-2270	€ 135,-
Fabric sanding belt 200 x 50000 mm - grit 100 *	11-2271	€ 129,-
Fabric sanding belt 200 x 50000 mm - grit 120 *	11-2272	€ 129,-

Universal grinding machine UGM 300


The UGM 300 universal grinding machine offers a wide range of applications, requires minimum space and features a reasonable price. High user comfort, achieved by the large number of standard equipment, meets every user's demands and guarantees maximum performance.

- Solid construction ensures top accuracy and eliminates vibrations
- Large range of equipment comes standard
- Clearly arranged, user-friendly design are special features of the machine
- Special bearing of grinding arbor ensures precise results
- Complete with dividing plate for processing of most common number of blades
- Provide flexibility and independence in your business by maintaining and sharpening your tools – equipment is readily available
- Suitable for grinding of various tools, such as cutter knives, carbide-circular sawblades, routers, cutter knives in the cutterblock, slotting discs with diameter of up to 380 mm, groove-, jointing-, profile and milling cutters etc.
- Adjustable ball bearing on longitudinal table guide eliminates any clearance

Wide range of standard accessories



Sharpening of sawblade.



Sharpening of milling cutter.



Sharpening of cutter block.



Sharpening of cutter knives.

BERNARDO
www.bernardo.at

SEMIPROFESSIONAL

Universally useable

€3.530,-
Price excl. VAT

Standard accessories:

- Diamond grinding wheel 125 x 10/8 x 32 mm
- Work arbor 30, 35, 40 mm
- Sawblade grinding device
- Cutter knife grinding device
- Adjustable table fence
- Coolant device
- Lubrication pump
- Halogen light
- Tools



Technical data

UGM 300

Max. tool diameter	380 mm
Max. grinding length	300 mm
Sawblade diameter	90 - 630 mm
Quantity of cutters	24
Diamond grinding wheel	125 x 10/8 x 32 mm
Height adjustment of spindle head	225 mm
Clearance angle radial on back of knife	+50° to -50°
Spindle head tiltable	50° left / right
Clearance angle on side	-20° to +20°
Table longitudinal movement	300 mm
Table cross movement	130 mm
Graduation at handwheel	0,05 mm
Grinding spindle speed	3500 rpm
Motor power	370 W
Motor power coolant pump	40 W
Voltage	400 V
Machine dimension (W x D x H)	1050 x 830 x 1450 mm
Weight approx.	270 kg
Art. no.	11-4397

BERNARDO
www.bernardo.at

For your closest dealer, contact us at www.bernardo.at

Console Stands

WH Modelle F / C / B 1

€43,-
Price excl. VAT

Console
WH



Picture with optional available machine

Technical data	Model WH	Model F
Supporting area	330 x 300 mm	315 x 250 mm
Height	230 mm	700 - 900
Weight approx.	5 kg	10 kg
Art. no.	56-1049	56-1045
Price excl. VAT	43,-	66,-

€66,-
Price excl. VAT

Stand
model F



Description:

- Comes complete with practical water tank to cool processed workpieces
- Console WH – suitable for models up to 250 mm
- Height adjustable from 700 – 900 mm (model F)
- Machine base F in light-weight construction, suitable for machines up to 175 mm

€81,-
Price excl. VAT

Stand
model C



€97,-
Price excl.

Stand
model B 1



Technical data	Model C	Model B 1
Supporting area	280 x 170 mm	400 x 285 mm
Height	840 mm	810 mm
Weight approx.	12 kg	19 kg
Art. no.	56-1042	56-1041
Price excl. VAT	81,-	97,-

Description:

- Stand C features a shelving unit for grinding wheels and a tool compartment as part of the standard accessories
- Model B comes with a large support area, universal in used for bench grinders, combo and disc sanding machines



€84,-
Price excl. VAT
Stand
model H




€230,-
Price excl. VAT
Stand
model G

Technical data	Model H	Model G
Supporting area	355 x 210 mm	380 x 240 mm
Height	830 mm	790 mm
Weight approx.	14 kg	25 kg
Art. no.	56-1048	56-1044
Price excl. VAT	84,-	230,-

Description:

- Model H in compact construction with coolant fluid tray, recommended for model 200 mm and 250 mm
- Stand G in solid steel plate construction, suitable for models 300 mm and 350 mm
- Complete with coolant fluid tray and lockable tool compartment (model G)

€645,-
Price excl. VAT
Stand
model D



Technical data	Model D
Capacity	1275 m ³ /h
Dust extraction outlet inside	2 x 35 mm
Dust extraction outlet outside	2 x 50 mm
Motor power	0,37 kW
Voltage	400 V
Supporting area	400 x 285 mm
Height	810 mm
Weight approx.	50 kg
Art. no.	56-1046
Price excl. VAT	645,-

Description:

- State-of-the-art design – allows for optimal working conditions and clean air at work
- Complete with large chip tray, easy to empty
- Equipped with practical water tank to allow for cooling of processed workpiece

Which stand is suitable for which machine?

	WH	F	C	B	I	H	G	D
DSA 150	1	1	1	3	3	5	5	
DSA 200	1	3	1	3	3	5	5	
DSA 250	1	5	3	1	1	3	5	
KSA 150	3	1	1	3	3	5	5	
KSA 200	5	3	1	3	3	5	5	
KMS 150	3	1	3	3	1	5	3	
KMS 200	5	5	5	1	1	3	3	
KMS 250	5	5	5	1	3	3	5	
DS 150 S	1	1	3	3	1	5	5	
DS 175 S	1	1	3	3	1	5	5	
DS 200 S	1	5	5	3	1	3	5	
DS 250 S	1	5	5	1	1	3	5	
DS 300 S	5	5	5	3	5	1	1	
KSE 200	1	5	5	3	1	3	5	
SPM 150	1	1	1	3	3	5	5	
PS 200 S	1	5	5	1	1	3	5	
PS 250 S	1	5	5	1	1	3	5	
PS 350	5	5	5	3	5	1	5	
TS 250	5	5	5	1	5	5	5	
TS 300	5	5	5	1	5	5	5	

1 ... recommended 3 ... limited recommended 5 ... not recommended

Accessories sanding and polishing machines

Paper sanding belts (brown)



Paper sanding belts feature high quality abrasives, universal in use, ideal for sanding plywood, plastics, soft and hard timbers.

Half-open grit reduces clogging of sanding belt. Furthermore, these sanding belts feature high efficiency, perfect results and a long life span.



Art. no.	Description	excl. VAT	Art. no.	Description	excl. VAT
11-2116A	685 x 50 - Grit 60 (10 pcs.)	€ 24,-	11-2022	Set 2260 x 150 - G 60/80/100/120/150/180 (each 2 pcs.)	€ 71,-
11-2116	685 x 50 - Grit 80 (10 pcs.)	€ 24,-	11-2010B	2510 x 150 - Grit 60 (5 pcs.)	€ 34,-
11-2117	685 x 50 - Grit 100 (10 pcs.)	€ 24,-	11-2011B	2510 x 150 - Grit 80 (5 pcs.)	€ 34,-
11-2117A	685 x 50 - Grit 120 (10 pcs.)	€ 24,-	11-2012B	2510 x 150 - Grit 100 (5 pcs.)	€ 32,-
11-2118	685 x 50 - Grit 150 (10 pcs.)	€ 24,-	11-2013B	2510 x 150 - Grit 120 (5 pcs.)	€ 32,-
11-2119	685 x 50 - Grit 180 (10 pcs.)	€ 24,-	11-2014B	2510 x 150 - Grit 150 (5 pcs.)	€ 32,-
11-2119A	Set 685 x 50 - G 60/80/100/120/150/180 (each 2 pcs.)	€ 28,-	11-2008B	2510 x 150 - Grit 180 (5 pcs.)	€ 32,-
11-2111	915 x 100 - Grit 60 (5 pcs.)	€ 20,-	11-2009B	2510 x 150 - Grit 220 (5 pcs.)	€ 32,-
11-2112	915 x 100 - Grit 80 (5 pcs.)	€ 20,-	11-2014C	Set 2510 x 150 - G 60/80/100/120/150/180/220 (each 2 pcs.)	€ 80,-
11-2115	915 x 100 - Grit 100 (5 pcs.)	€ 20,-	11-2040B	2600 x 150 - Grit 60 (5 pcs.)	€ 36,-
11-2113	915 x 100 - Grit 120 (5 pcs.)	€ 20,-	11-2041B	2600 x 150 - Grit 80 (5 pcs.)	€ 36,-
11-2114	915 x 100 - Grit 150 (5 pcs.)	€ 20,-	11-2042B	2600 x 150 - Grit 100 (5 pcs.)	€ 33,-
11-2115A	Set 915 x 100 - G 60 / 80 / 100 / 120 / 150 (each 2 pcs.)	€ 37,-	11-2043B	2600 x 150 - Grit 120 (5 pcs.)	€ 33,-
11-2127	1220 x 150 - Grit 80 (5 pcs.)	€ 25,-	11-2044B	2600 x 150 - Grit 150 (5 pcs.)	€ 33,-
11-2125	1220 x 150 - Grit 100 (5 pcs.)	€ 25,-	11-2038B	2600 x 150 - Grit 180 (5 pcs.)	€ 33,-
11-2128	1220 x 150 - Grit 150 (5 pcs.)	€ 25,-	11-2037B	2600 x 150 - Grit 220 (5 pcs.)	€ 33,-
11-2129	1220 x 150 - Grit 180 (5 pcs.)	€ 25,-	11-2039B	Set 2510 x 150 - G 60 / 80 / 100 / 120 / 150 / 180 / 220 (each 2 pcs.)	€ 81,-
11-2130	Set 1220 x 150 - G 80 / 100 / 150 / 180 (each 2 pcs.)	€ 38,-	11-2045	2740 x 150 - Grit 60 (5 pcs.)	€ 37,-
11-2000B	2010 x 150 - Grit 60 (5 pcs.)	€ 29,-	11-2046	2740 x 150 - Grit 80 (5 pcs.)	€ 37,-
11-2001B	2010 x 150 - Grit 80 (5 pcs.)	€ 29,-	11-2047	2740 x 150 - Grit 100 (5 pcs.)	€ 34,-
11-2002B	2010 x 150 - Grit 100 (5 pcs.)	€ 27,-	11-2048	2740 x 150 - Grit 120 (5 pcs.)	€ 34,-
11-2003B	2010 x 150 - Grit 120 (5 pcs.)	€ 27,-	11-2049	2740 x 150 - Grit 150 (5 pcs.)	€ 34,-
11-2004B	2010 x 150 - Grit 150 (5 pcs.)	€ 27,-	11-2050	2740 x 150 - Grit 180 (5 pcs.)	€ 34,-
11-2005B	2010 x 150 - Grit 180 (5 pcs.)	€ 27,-	11-2051	2740 x 150 - Grit 220 (5 pcs.)	€ 34,-
11-2006B	2010 x 150 - Grit 220 (5 pcs.)	€ 27,-	11-2052	Set 2740 x 150 - G 60/80/100/120/150/180 (each 2 pcs.)	€ 82,-
11-2007B	Set 2010 x 150 - G 60/80/100/120/150/180/220 (each 2 pcs.)	€ 70,-	11-2060B	3000 x 150 - Grit 60 (5 pcs.)	€ 39,-
11-2015	2260 x 150 - Grit 60 (5 pcs.)	€ 32,-	11-2061B	3000 x 150 - Grit 80 (5 pcs.)	€ 39,-
11-2016	2260 x 150 - Grit 80 (5 pcs.)	€ 32,-	11-2062B	3000 x 150 - Grit 100 (5 pcs.)	€ 37,-
11-2017	2260 x 150 - Grit 100 (5 pcs.)	€ 28,-	11-2063B	3000 x 150 - Grit 120 (5 pcs.)	€ 37,-
11-2018	2260 x 150 - Grit 120 (5 pcs.)	€ 30,-	11-2064B	3000 x 150 - Grit 150 (5 pcs.)	€ 37,-
11-2019	2260 x 150 - Grit 150 (5 pcs.)	€ 31,-	11-2065B	3000 x 150 - Grit 180 (5 pcs.)	€ 37,-
11-2020	2260 x 150 - Grit 180 (5 pcs.)	€ 30,-	11-2066B	3000 x 150 - Grit 220 (5 pcs.)	€ 37,-
11-2021	2260 x 150 - Grit 220 (5 pcs.)	€ 30,-	11-2067B	Set 3000 x 150 - G 60/80/100/120/150/180 (each 2 pcs.)	€ 85,-

Accessories sanding and polishing machines

Fabric sanding belts (brown)



Universal in use, this sanding belt consists of electro corundum for grinding and deburring of steel plates, aluminium, cast parts, non-ferrous metals, plywood, soft and hard woods.

Long service life and performance guarantee high efficiency.



Art. no.	Description	excl. VAT
49-0970	762 x 75 mm - Grit 60 (10 pcs.) for SA 1	€ 32,-
49-0971	762 x 75 mm - Grit 80 (10 pcs.) for SA 1	€ 32,-
49-0972	762 x 75 mm - Grit 100 (10 pcs.) for SA 1	€ 32,-
49-0973	762 x 75 mm - Grit 120 (10 pcs.) for SA 1	€ 32,-
49-0974	762 x 75 mm - Grit 150 (10 pcs.) for SA 1	€ 32,-
49-0975	762 x 75 mm - Grit 180 (10 pcs.) for SA 1	€ 32,-
49-0976	Set 762 x 75 - G 60/80/100/120/150/180 (each 2 pcs.)	€ 40,-
49-0980	1016 x 75 mm - Grit 60 (10 pcs.) for SA 2	€ 40,-
49-0981	1016 x 75 mm - Grit 80 (10 pcs.) for SA 2	€ 40,-
49-0982	1016 x 75 mm - Grit 100 (10 pcs.) for SA 2	€ 40,-
49-0983	1016 x 75 mm - Grit 120 (10 pcs.) for SA 2	€ 40,-

Art. no.	Description	excl. VAT
49-0984	1016 x 75 mm - Grit 150 (10 pcs.) for SA 2	€ 40,-
49-0985	1016 x 75 mm - Grit 180 (10 pcs.) for SA 2	€ 40,-
49-0986	Set 1016 x 75 - G 60/80/100/120/150/180 (each 2 pcs.)	€ 47,-

Belt cleaner



Cleaning sanding belts makes increases service life significantly (up to 400%).

Used sanding belts can be cleaned which increases the quality and the evenness of the sanding result and ensures high efficiency.



11-2175 Belt cleaner € 19,-

Velcro fastener



Velcro fastener on the rear is self-adhesive and stuck onto the disc of the grinding machine, allowing quick changeovers between various grits of abrasives.

Velcro disc is suitable for most commercial sanding machines.

11-2132	Velcro fastener diam. 150 mm	€ 13,-
11-2131A	Velcro fastener diam. 250 mm	€ 15,-
11-2131	Velcro fastener diam. 300 mm	€ 18,-

Accessories sanding and polishing machines

Sanding discs



Universal in use for sanding and deburring of steel, aluminium, non-ferrous metals, wood and plastics.

Discs vary in diameters of 150 mm, 250 mm and 300 mm and come complete with practical velcro fastener to allow for extra fast disc change without requiring glue.

Art. no.	Description	excl. VAT
11-2121A	diam. 150 mm - Grit 60 (10 pcs.), velcro fastener	€ 12,-
11-2122A	diam. 150 mm - Grit 80 (10 pcs.), velcro fastener	€ 12,-
11-2120A	diam. 150 mm - Grit 100 (10 pcs.), velcro fastener	€ 12,-
11-2123A	diam. 150 mm - Grit 120 (10 pcs.), velcro fastener	€ 12,-
11-2124A	diam. 150 mm - Grit 150 (10 pcs.), velcro fastener	€ 12,-
11-2124B	Set diam. 150 mm - Grit 60 / 80 / 100 / 120 / 150 (each 2 pcs.), velcro fastener	€ 12,-
11-2200A	diam. 230 mm - Grit 60 (10 pcs.), self-adhesive	€ 25,-
11-2091A	diam. 230 mm - Grit 80 (10 pcs.), self-adhesive	€ 24,-
11-2092A	diam. 230 mm - Grit 100 (10 pcs.), self-adhesive	€ 24,-
11-2093A	diam. 230 mm - Grit 120 (10 pcs.), self-adhesive	€ 24,-
11-2201A	diam. 230 mm - Grit 150 (10 pcs.), self-adhesive	€ 25,-
11-2214	Set diam. 230 mm - Grit 60 / 80 / 100 / 120 / 150 (eac 2 pcs.), self-adhesive	€ 24,-
11-2202	diam. 250 mm - Grit 60 (10 pcs.), velcro fastener	€ 21,-
11-2095	diam. 250 mm - Grit 80 (10 pcs.), velcro fastener	€ 20,-
11-2096	diam. 250 mm - Grit 100 (10 pcs.), velcro fastener	€ 20,-
11-2097	diam. 250 mm - Grit 120 (10 pcs.), velcro fastener	€ 20,-
11-2203	diam. 250 mm - Grit 150 (10 pcs.), velcro fastener	€ 21,-
11-2216	Set diam. 250 mm - Grit 60 / 80 / 100 / 120 / 150 (each 2 pcs.), velcro fastener	€ 20,-
11-2206	diam. 300 mm - Grit 60 (10 pcs.), velcro fastener	€ 24,-
11-2101	diam. 300 mm - Grit 80 (10 pcs.), velcro fastener	€ 24,-
11-2102	diam. 300 mm - Grit 100 (10 pcs.), velcro fastener	€ 24,-
11-2103	diam. 300 mm - Grit 120 (10 pcs.), velcro fastener	€ 24,-
11-2207	diam. 300 mm - Grit 150 (10 pcs.), velcro fastener	€ 24,-
11-2218	Set diam. 300 mm - Grit 60 / 80 / 100 / 120 / 150 (each 2 pcs.), velcro fastener	€ 24,-
11-2104	diam. 600 mm - Grit 60 (5 pcs.)	€ 70,-
11-2105	diam. 600 mm - Grit 80 (5 pcs.)	€ 70,-
11-2106	diam. 600 mm - Grit 100 (5 pcs.)	€ 67,-
11-2107	diam. 600 mm - Grit 120 (5 pcs.)	€ 67,-

Grinding wheels



Grit 80

Special corundum grinding wheels are perfect for grinding of HSS steel such as twist drills, chisels, scissors, knives and many more.



Grit 36

Standard corundum grinding wheels are suitable for simple tool grinding operations, for instance knives, flat irons, axes and more made from iron, steel, construction steel, cast steel, and brass.

Art. no.	Description	excl. VAT
05-1800	Sanding disc rough Ø 150 x 20 mm, Ø 12,70 mm, Grit36	€ 17,-
05-1801	Sanding disc fine Ø 150 x 20 mm, Ø 12,70 mm, Grit80	€ 14,-
05-1810	Sanding disc rough Ø 150 x 25,4 mm, Ø 12,70 mm, Grit36	€ 14,-
05-1811	Sanding disc fine Ø 150 x 25,4 mm, Ø 12,70 mm, Grit80	€ 14,-
05-1816	Sanding disc rough Ø 175 x 25 mm, Ø 32 mm, Grit36	€ 17,-
05-1817	Sanding disc fine Ø 175 x 25 mm, Ø 32 mm, Grit80	€ 17,-
05-1812	Sanding disc rough Ø 200 x 25,4 mm, Ø 15,88 mm, Grit36	€ 18,-
05-1813	Sanding disc fine Ø 200 x 25,4 mm, Ø 15,88 mm, Grit80	€ 18,-
05-1818A	Sanding disc rough Ø 200 x 32 mm, Ø 32 mm, Grit36	€ 19,-
05-1819A	Sanding disc fine Ø 200 x 32 mm, Ø 32 mm, Grit80	€ 19,-
05-1827	Sanding disc rough Ø 200 x 20 mm, Ø 15,88 mm, Grit36	€ 18,-
05-1828	Sanding disc fine Ø 200 x 20 mm, Ø 15,88 mm, Grit80	€ 18,-
05-1808	Sanding disc fine Ø 250 x 12 mm, Ø 50 mm, Grit220	€ 40,-
05-1814	Sanding disc rough Ø 250 x 25,4 mm, Ø 20 mm, Grit36	€ 26,-
05-1815	Sanding disc fine Ø 250 x 25,4 mm, Ø 20 mm, Grit80	€ 24,-
05-1820	Sanding disc rough Ø 250 x 32 mm, Ø 32 mm, Grit36	€ 25,-
05-1821	Sanding disc fine Ø 250 x 32 mm, Ø 32 mm, Grit80	€ 25,-
05-1822A	Sanding disc rough Ø 300 x 50 mm, Ø 75 mm, Grit36	€ 55,-
05-1823A	Sanding disc fine Ø 300 x 50 mm, Ø 75 mm, Grit80	€ 55,-

Steel brush wheels



Steel brush wheels are ideal for treating surfaces such as removing paint, corrosion, dirt etc. Furthermore for roughing, polishing and deburring of workpieces.

The high-quality wire ensure a long life span.

05-1836	Steel brush wheel Ø 150 x 20 mm, Ø 12,7 mm	€ 16,-
05-1837	Steel brush wheel Ø 200 x 20 mm, Ø 12,7 mm	€ 18,-
05-1799	Steel brush wheel Ø 200 x 25 mm, Ø 32 mm	€ 25,-

Accessories sanding and polishing machines

Polishing wheels



Most suitable polishing wheel for stainless steel, steel, aluminium, brass, plastics and wood. Thickness of wheel can be determined by the type of application, simply by omitting single layers.

Art. no.	Description	excl. VAT
05-1838	Polishing wheel stepped Ø 150 x 20 mm, Ø 12,7 mm	€ 17,-
05-1840	Polishing wheel soft, 200 x 20 mm, Ø 16 mm	€ 20,-
05-1841	Polishing wheel stepped, 200 x 20 mm, Ø 16 mm	€ 20,-
05-1842	Polishing wheel soft, 250 x 25 mm, Ø 20 mm	€ 22,-
05-1843	Polishing wheel stepped, 250 x 25 mm, Ø 20 mm	€ 22,-
05-1844	Polishing wheel soft, 350 x 40 mm, Ø 16 mm	€ 53,-
05-1845	Polishing wheel stepped, 350 x 40 mm, Ø 16 mm	€ 42,-
05-1848	Polishing wheel soft, Ø 300 x 30 mm, Ø 35 mm	€ 56,-
05-1849	Polishing wheel stepped, Ø 300 x 30 mm, Ø 35 mm	€ 56,-

Art. no.	Description	excl. VAT
05-1852	Nettle-polishing wheel loose Ø 200 x 20 mm, Ø 16 mm	€ 20,-
05-1872	Nettle-polishing wheel loose Ø 250 x 25 mm, Ø 20 mm	€ 28,-
05-1892	Nettle-polishing wheel loose Ø 350 x 25 mm, Ø 16 mm	€ 51,-



Suitable for polishing of stainless steel, steel, aluminium and brass. Top quality German production ensures long service life.

05-1853	Nettle-polishing wheel stepped Ø 200 x 20 mm, Ø 16 mm	€ 20,-
05-1873	Nettle-polishing wheel stepped Ø 250 x 25 mm, Ø 20 mm	€ 36,-
05-1893	Nettle-polishing wheel stepped Ø 350 x 25 mm, Ø 16 mm	€ 47,-

PRE-POLISHING	POLISHING	VARNISHING
for e.g. remove scratches:	for main polish:	for high gloss:
Sisal-cord green for stainless steel, Sisal-nettle for aluminium, brass, non-ferrous metal	Nettle stepped for all metals, nettle loose (the thickness of the wheel can even be determine)	Molleton stepped, Molleton loose (the thickness of the wheel can even be determine)



Hard polishing wheel is ideal for pre-polishing and for processing of rough surfaces and scratched workpieces.



Softer polishing wheels are suitable for achieving high-gloss finish, wheels are not sewn together so the thickness can be varied depending on the type of use. High-quality manufacturing guarantees long service-life.

05-1850	Sisal-Nettle-polishing wheel Ø 200 x 20 mm, Ø 16 mm	€ 23,-
05-1870	Sisal-Nettle-polishing wheel Ø 250 x 25 mm, Ø 20 mm	€ 30,-
05-1890	Sisal-Nettle-polishing wheel Ø 350 x 25 mm, Ø 16 mm	€ 41,-

05-1854	Molleton-polishing wheel loose Ø 200 x 20 mm, Ø 16 mm	€ 17,-
05-1874	Molleton-polishing wheel loose Ø 250 x 25 mm, Ø 20 mm	€ 28,-
05-1894	Molleton-polishing wheel loose Ø 350 x 25 mm, Ø 16 mm	€ 45,-



Excellent for pre-polishing of stainless steel, deep immersion is ideal for angles, corners, corrugated panels and parts of different shapes.



Soft buffing wheel for stationary machines for high-gloss polishes stainless steel, steel, aluminium, non-ferrous metals, plastics and wood.

05-1851	Sisal-cord green Ø 200 x 20 mm, Ø 16 mm	€ 17,-
05-1871	Sisal-cord green Ø 250 x 25 mm, Ø 20 mm	€ 29,-
05-1891	Sisal-cord green Ø 350 x 25 mm, Ø 16 mm	€ 40,-

05-1855	Molleton-polishing wheel stepped Ø 200 x 20 mm, Ø 16 mm	€ 20,-
05-1875	Molleton-polishing wheel stepped Ø 250 x 25 mm, Ø 20 mm	€ 28,-
05-1895	Molleton-polishing wheel stepped Ø 350 x 25 mm, Ø 16 mm	€ 40,-

Accessories sanding and polishing machines

Polish paste

Pre-polishing paste ABRA

ABRA is a grinding and brushing paste for matting and glazing of several metals. Often these pastes contain electro corundum, a particularly resistant grain which can be obtained by melting bauxite in an electric arc at 2000° C.



Colour: black
Grit: 10
(10= strong, 1 = mild)
Fat content: dry
Weight: approx. 1000 g

Description:
Strong matting paste with coarse grain for aggressive pre-polishing of steel and stainless steel. Paste is perfectly suitable for matting and pre-polishing of aluminium.

Art.no.	Description	excl. VAT
05-1916	Polish Abra 153 (black) f. aluminium	€ 14,-

Polishing paste REKORD

REKORD is used for polishing of non-ferrous metals and contains tripolite, a naturally occurring, soft, siliceous sedimentary rock, suitable as a relatively mild polishing grain for processing of brass and zamac with its delicate coating.



Colour: brown
Grit: 5
(10 = strong, 1 = mild)
Fat content: average
Weight: approx. 800 g

Description:
Classic polishing paste with slightly coarser grain, average fat content, quick to achieve perfect surfaces on non-ferrous metals. (for instance aluminium, copper, brass, magnesium, zinc etc.)
Perfect paste for polishing aluminium alloy wheels.

Art.no.	Description	excl. VAT
05-1917	Polish Rekord 845 (brown) f. aluminium	€ 14,-

Pre-/ Polishing Paste KIESOLIN

The polishing paste KIESOLIN is suitable for various metals and plastics. Re-polishing is usually unnecessary. Offers big choice of applications ranging from mild to very abrasive. Generally, clay (aluminium oxide) is used for this group of articles, which is obtained from bauxite by the Bayer method. The hardness is determined by the temperature which depends on the post annealing process.



Colour: green
Grit: 6
(10 = strong, 1 = mild)
Fat content: high
Weight: approx. 1100 g

Description:
High-gloss grain, extremely good suction to sisal discs, perfectly suitable for pre-polishing of stainless steel and steel

05-1910	Polish Kiesolin 410 (green) f. stainless steel	€ 14,-
---------	--	--------



Colour: light brown
Grit: 2 - 3
(10 = strong, 1 = mild)
Fat content: high
Weight: approx. 850 g

Description:
Fine polishing paste, especially for wood and plastics.

05-1926	Polish Kiesolin 327 (light brown) f. wood	€ 14,-
---------	---	--------



Colour: red
Grit: 4
(10 = strong, 1 = mild)
Fat content: middle
Weight: approx. 1000 g

Description:
Classic universal paste with medium grain, suitable for all types of metals.


05-1911	Polish Kiesolin 358 (red) f. stainless steel	€ 14,-
---------	--	--------

Accessories sanding and polishing machines

Polish paste

High-gloss/ Varnishing paste LUMO

LUMO is a great paste for finishing off the workpiece with a special polishing grain to achieve the most shiny, glossy surfaces.



Colour: blue
Grit: 2
(10 = strong, 1 = mild)
Fat content: low
Weight: approx. 700 g

Description:
The "Classic" is suitable for stainless steel, aluminium, copper and brass. Special ingredients make this paste fat soluble to achieve high gloss on pre-polished pieces.

Art.no.	Description	excl. VAT
05-1912	Polish Lumo 934 (blue) f. stainless steel / aluminium	€ 14,-



Colour: light brown
Grit: 1
(10 = strong, 1 = mild)
Fat content: low
Weight: approx. 900 g

Description:
Fine varnishing paste especially for plastics, hard wood and non-ferrous materials.

Art.no.	Description	excl. VAT
05-1923	Polish Lumo 939 (light brown) f. plastic material	€ 14,-



Colour: yellow
Grit: 1
(10 = strong, 1 = mild)
Fat content: very high
Weight: approx. 650 g

Description:
Fine high-gloss polishing paste with high fat content, particularly suitable for wood.

Art.no.	Description	excl. VAT
05-1927	Polish Lumo P-3 (yellow) f. wood	€ 14,-

Polishing sets

Polishing set for aluminium

Set consists of:

Polish ABRA 153 (black)
Polish REKORD 845 (brown)
Polish LUMO 934 (blue)
Sisal-cord polishing wheel
Nettle-polishing wheel stepped
Molleton-polishing wheel stepped



05-2000	Polishing set for aluminium Ø 200 x 20 mm, Ø 16 mm, 6-pcs.	€ 101,-
05-2001	Polishing set for aluminium Ø 250 x 25 mm, Ø 20 mm, 6-pcs.	€ 133,-
05-2002	Polishing set for aluminium Ø 350 x 25 mm, Ø 16 mm, 6-pcs.	€ 167,-

Polishing set for plastic

Set consists of:

Polish REKORD 845 (brown)
Polish Lumo 939 (light brown)
Nettle-polishing wheel loose
Molleton-polishing wheel loose



05-2020	Polishing set for plastic Ø 200 x 20 mm, Ø 16 mm, 4-pcs.	€ 63,-
05-2021	Polishing set for plastic Ø 250 x 25 mm, Ø 20 mm, 4-pcs.	€ 82,-
05-2022	Polishing set for plastic Ø 350 x 25 mm, Ø 16 mm, 4-pcs.	€ 122,-

Polishing set for stainless steel

Set consists of:

Polish Kiesolin 410 (green)
Polish Kiesolin 358 (red)
Polish Lumo 934 (blue)
Sisal-cord green
Nettle-polishing wheel stepped
Molleton-polishing wheel stepped



05-2010	Polishing set f. stainless steel Ø 200 x 20 mm, Ø 16 mm, 6-pcs.	€ 95,-
05-2011	Polishing set f. stainless steel Ø 250 x 25 mm, Ø 20 mm, 6-pcs.	€ 132,-
05-2012	Polishing set f. stainless steel Ø 350 x 25 mm, Ø 16 mm, 6-pcs.	€ 166,-

Polishing set for wood

Set consists of:

Polish Kiesolin 327 (light brown)
Polish Lumo P-3 (yellow)
Nettle-polishing wheel loose
Molleton-polishing wheel loose



05-2030	Polishing set for wood Ø 200 x 20 mm, Ø 16 mm, 4-pcs.	€ 63,-
05-2031	Polishing set for wood Ø 250 x 25 mm, Ø 20 mm, 4-pcs.	€ 82,-
05-2032	Polishing set for wood Ø 350 x 25 mm, Ø 16 mm, 4-pcs.	€ 122,-

Suction canister

BDC 1100

The BDC 1100 mobile and compact suction canister ensures a clean work environment free from sawdust, making this model an essential item in every amateur's workshop.

- Use at small circular saws, planer and thicknesser, bandsaws, sanding machines,...
- Ideal for extracting dust, chippings, smoke, grains, wood and plastic particles etc.
- The fine filter cartridge restrain particles up to 0,5 micron
- Low weight allows for easy transport
- Also useable for suction of chimney ash



2-stage filter system (fine filter cartridge and filter bag) restrain particel up to 0,5 micron.



Easy discharging of the canister through quick clamping system.

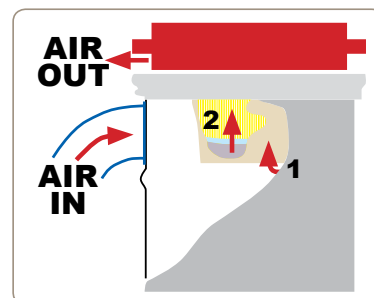


Different tube adapter comes standard.

Standard accessories:

- Tube 1,5 m
- Fine filter cartridge
- Filter bag (3 pcs.)
- Adapter A100/70 - A65/45 - A40/40 - A35/35

€118,-
Price excl. VAT



Including
tube 2,0 m

BERNARDO
www.bernardo.at
HOBBY



Technical data

BDC 1100

Capacity max.	180 m ³ /h
Low pressure max.	2500 Pa
Canister volume	45 l
Inlet diameter	100 mm
Motor power	1,1 kW (1,5 HP)
Voltage	230 V
Machine dimension (Ø x H)	400 x 650 mm
Weight approx.	11 kg
Art. no.	12-1999

Optional accessories:

	Art. no.	excl. VAT
Fine filter cartridge	12-1997	€ 14,-
Filter bag (3 pcs.)	12-1998	€ 8,-
PVC-tube diam. 100 mm (4 m)	12-1069	€ 47,-
PU-tube diam. 100 mm (6 m)	12-1077	€ 100,-
PVC-tube diam. 100 mm (10 m)	12-1070	€ 93,-
Grounding set ES 1	12-1140	€ 25,-
Automatic start-up ALV 2 / M 230 - 230 V	12-1152	€ 81,-

Air cleaner

AC 1100

The air cleaner AC 1100 effectively reduces the dust concentration in the room air, which means the air in a 55 m² room is will be cleaned within 6 minutes

- Comfortable operation with standard infrared remote control
- Dust contaminated air is effectively cleaned
- 98% of the dust up to 5 micron and 85% up to 1 micron will be filtered
- Can be mounted on the ceiling
- Used for rooms up to 55 m²
- Inside filter can be cleaned easily using compressed air

**Best
Price**



Adjustable operation times (1 / 2 / 4 hours).



Special fan design for low-noise operation.



The fine dust filter retains particles up to 1 micron.



€356,-
Price exd. VAT



Technical data

AC 1100

Capacity max.	14 / 18 / 22 m ³ /min
External filter	5 mikron
Internal filter	1 mikron
Programmable operating times	1 / 2 / 4 hours
Motor power	150 W
Voltage	230 V
Machine dimension (W x D x H)	770 x 610 x 300 mm
Weight approx.	30 kg
Art. no.	12-2171

Standard accessories:

- Fine dust filter inner
- Electrostatic filter
- Remote control
- Suspension hook (4 pcs.)

Optional accessories:

	Art. no.	excl. VAT
Finedust-filter inner	12-1041	€ 37,-
Electrostatic-filter outer	12-1042	€ 26,-

BERNARDO[®]
www.bernardo.at

For your closest dealer, contact us at www.bernardo.at

Radial collectors

The RV 203 radial collector is suitable for wall and ceiling installation with the serially console. The model RV 250 F with filter bag is designed for easy transport between sites.

RV 203 RV 250 F

- Using radial collectors ensures ideal production conditions and clean air at the workplace
- Mobile base and practical carry handle makes this model ideal for transport (RV 250 F)
- Optimal fan design guarantees top efficiency and smooth run
- Statically and dynamically balanced steel fan wheels
- High extraction performance with minimum space requirements
- Unbelievable price-to-performance ratio




Grounding set ES 1 (optional extra)

Attention! The radial collector must be grounded at all time to reduce the risk of fire and explosion.



€155,-
Price excl. VAT
RV 203



Automatic start-up ALV 2 / M 230

When switching the wood working machine on / off, the radial collector automatically turns on / off with delay. (optional extra)



€175,-
Price excl. VAT
RV 250 F



powder coated

Optional accessories:

	Art. no.	excl. VAT
Filter bag for RV 203 / RV 250 F	12-0998	€ 21,-
PVC-tube diam. 100 mm (4 m)	12-1069	€ 47,-
PU-tube diam. 100 mm (6 m)	12-1077	€ 100,-
Grounding set ES 1	12-1140	€ 25,-
Automatic start-up ALV 2 / M 230 - 230 V	12-1152	€ 81,-

Technical data

	RV 203	RV 250 F
Capacity max.	870 m ³ /h	870 m ³ /h
Low pressure max.	1020 Pa	1020 Pa
Inlet diameter	100 mm	100 mm
Outlet diameter	115 mm	115 mm
Motor power	0,75 kW (1.0 HP)	0,75 kW (1.0 HP)
Voltage	230 V / 50 Hz	230 V / 50 Hz
Dimension (W x D x H)	430 x 400 x 370 mm	460 x 400 x 470 mm
Weight approx.	15 kg	20 kg
Art. no.	12-2020	12-2021

Standard accessories:

- On-Off-switch
- Adapter round / square
- Bracket for wall and ceiling mounting (RV 203)
- Mobile base (RV 250 F)
- Carrier handle (RV 250 F)
- Filter bag (RV 250 F)



Radial fan with cartridge filter

RV 203 CF

Dust collectors

- Ideal for extracting dust, chippings, smoke, grains, wood and plastic particles etc.
- Bracket for wall mounting comes standard
- Optimal fan design guarantees top efficiency and smooth run
- High-quality powder coating creates scratch-resistant and shock-proof surface
- Statically and dynamically balanced steel fan wheel
- Cartridge filter increases extraction force because of larger filter area



The serially bracket ensure a quick and easy wall mounting of the radial fan




Cartridge filter feature cleaning brushes for effective fine dust removal.

€280,-
Price excl. VAT



On-Off-switch according to IP 54 with undervoltage release. Powerful drive motor, extremely smooth-running



Automatic start-up ALV 2 / M 230
When switching the wood working machine on / off, the radial collector automatically turns on / off with delay. (optional extra)



Grounding set ES 1 (optional extra)

Incl. cartridge filter

Best Price

Bracket for wall mounting

Attention! The radial collector must be grounded at all time to reduce the risk of fire and explosion.



BERNARDO
HOBBY

Standard accessories:

- On-Off-switch
- Filter cartridge
- Waste bag
- Bracket for wall mounting

Technical data	RV 203 CF
Capacity max.	850 m ³ /h
Low pressure max.	1020 Pa
Inlet diameter	100 mm
Waste bag volume	85 l
Motor power	0,75 kW (1.0 HP)
Volage	230 V / 50 Hz
Dimension (W x D x H)	450 x 460 x 1500 mm
Weight approx.	23 kg
Art. no.	12-2018

Optional accessories:	Art. no.	excl. VAT
Waste bag (10 pcs.)	12-1004	€ 19,-
Filter cartridge	12-1011	€ 143,-
PVC-tube diam. 100 mm (4 m)	12-1069	€ 47,-
PU-tube diam. 100 mm (6 m)	12-1077	€ 100,-
PVC-tube diam. 100 mm (10 m)	12-1070	€ 93,-
Grounding set ES 1	12-1140	€ 25,-
Automatic start-up ALV 2 / M 230 - 230 V	12-1152	€ 81,-

BERNARDO
www.bernardo.at

For the most up to date information please visit www.bernardo.at

Radial collectors

RV 300 RV 350

The RV 300 and RV 350 radial collectors feature an adapter as part of the standard accessories to ensure easy attachment to stationary or mobile wood working machines. The models are equipped with a bracket to allow for mounting on the wall or ceiling.

- Solid steel plate construction which keep static charge to a minimum - compared to plastic housing
- Ideal for extracting dust, chippings, smoke, grains, wood and plastic particles etc.
- Statically and dynamically balanced steel fan wheels
- High-quality powder coating creates scratch-resistant surface
- Curved fan wheels ensure high energy-efficiency and low noise levels
- Optimized construction guarantees top performance



RV 350 includes adapter 1 x 150 mm / 3 x 100 mm.



Attention! The radial collector must be grounded at all time to reduce the risk of fire and explosion.

€260,-
Price excl. VAT

RV 300

BERNARDO
www.bernardo.at
HOBBY

€340,-
Price excl. VAT

RV 350



Automatic start-up ALV 10 / 1 M

When switching the wood working machine on / off, the radial collector automatically turns on / off with delay. (optional extra)

Optional accessories:

	Art. no.	excl. VAT
PVC-tube diam. 100 mm (10 m)	12-1070	€ 93,-
PU-tube diam. 100 mm (6 m)	12-1077	€ 100,-
Grounding set ES 1	12-1140	€ 25,-
Automatic start-up ALV 10 / 1 M	12-1150	€ 136,-

Technical data	RV 300	RV 350
Capacity max.	2520 m ³ /h	3900 m ³ /h
Low pressure max.	1950 Pa	1950 Pa
Inlet diameter	1 x 130 / 2 x 100 mm	1x 150 / 3x 100 mm
Outlet diameter	125 mm	120 x 160 mm
Motor power	1,5 kW (2,0 HP)	2,2 kW (3,0 HP)
Voltage	400 V	400 V
Dimension (W x D x H)	450 x 400 x 520 mm	450 x 600 x 520 mm
Weight approx.	22 kg	26 kg
Art. no.	12-2024	12-2025

Standard accessories:

- Switch-plug-combination
- Y-adapter 1 x 130 mm / 2 x 100 mm (RV 300)
- Adapter 1 x 150 mm / 3 x 100 mm (RV 350)
- Adapter square / round
- Bracket for wall and ceiling mounting

Radial collectors

The BERNARDO radial collectors come with an airvolume of 1250 – 4300 m³/h which makes them perfectly suitable for home use up to commercial use.

SF 1000 B SF 2000 / 3000 B

Dust collectors

- Effective extraction at various applications, such as exhaust systems and ventilation technology
- Portable, compact radial collector for extraction of dust, fumes etc. at various assembly works (SF 1000B)
- Ideal for extracting dust, chippings, smoke, grains, wood and plastic particles etc.
- Curved fanwheels ensure high energy-efficiency and low noise levels
- High-quality powder coating creates scratch-resistant surface
- Optimized construction guarantees top performance

€495,-

Price exd. VAT

SF 2000 B



€595,-

Price exd. VAT

SF 3000 B



BERNARDO
SEMIPROFESSIONAL

Optional accessories:

	Art. no.	excl. VAT
PU-tube diam. 100 mm (6 m)	12-1077	€ 100,-
PU-tube diam. 150 mm (6 m)	12-1079A	€ 147,-
PU-tube diam. 180 mm (6 m)	12-1081	€ 191,-
Automatic start-up ALV 2 / M 230 - 230 V	12-1152	€ 81,-
Automatic start-up ALV 10 / 1 M	12-1150	€ 136,-

Technical data	SF 1000 B	SF 2000 B	SF 3000 B
Capacity max.	1200 m ³ /h	2040 m ³ /h	4020 m ³ /h
Low pressure max.	1560 Pa	1335 Pa	1745 Pa
Inlet diameter	100 mm	125 mm	180 mm
Outlet diameter	-	150 mm	180 mm
Idle speed	2860 rpm	2860 rpm	2860 rpm
Motor power	0,75 kW (1,0 HP)	1,1 kW (1,5 HP)	1,5 kW (2,0 HP)
Voltage	230 V / 50 Hz	400 V / 50 Hz	400 V / 50 Hz
Dimension (W x D x H)	410 x 373 x 416 mm	588 x 568 x 540 mm	712 x 693 x 690 mm
Weight approx.	20 kg	35 kg	52 kg
Art. no.	12-2000	12-2005	12-2010



€325,-

Price exd. VAT

SF 1000 B

Standard accessories:

- Carrier handle (SF 1000 B)
- Base plate (SF 1000 B)
- Base plate with frame (SF 2000 B / 3000 B)

BERNARDO
www.bernardo.at

You are welcome to request our current special offer catalogue at www.bernardo.at

Radial collectors

The radial collectors of the RV-series feature a powerful drive motor and optimally positioned fan wheels, making these models extremely quiet and highly efficient. They are commonly used for removal of fine waste and highly suitable for aeration and ventilation purposes.

RV 1500 RV 2200

- Using radial collectors ensures ideal production conditions and clean air at the work place
- Ideal for extracting dust, chippings, smoke, grains, wood and plastic particles etc.
- Solid steel plate construction which keep static charge to a minimum - compared to plastic housing
- High-quality powder coating creates scratch-resistant surface
- Constant extraction force even during long operations
- Statically and dynamically balanced steel fan wheel

**Best
Price**

€398,-

Price excl. VAT

RV 2200



Automatic start-up ALV 10 / 1 M

When switching the wood working machine on / off, the radial collector automatically turns on / off with delay. (optional extra)



Grounding set ES 1
(optional extra)

Attention! The radial collector must be grounded at all time to reduce the risk of fire and explosion.



€320,-

Price excl. VAT

RV 1500



BERNARDO
www.bernardo.at
PROFESSIONAL

Technical data	RV 1500	RV 2200
Capacity max.	2300 m ³ /h	4000 m ³ /h
Low pressure max.	1700 Pa	1900 Pa
Inlet diameter	150 mm	200 mm
Outlet diameter	145 mm	175 mm
Motor power	1,5 kW (2,0 HP)	2,2 kW (3,0 HP)
Voltage	400 V	400 V
Dimension (W x D x H)	575 x 540 x 700 mm	575 x 540 x 710 mm
Weight approx.	35 kg	40 kg
Art. no.	12-2011	12-2012

Optional accessories:

	Art. no.	excl. VAT
PU-tube diam. 150 mm (6 m)	12-1079A	€ 147,-
Grounding set ES 1	12-1140	€ 25,-
Automatic start-up ALV 10 / 1 M	12-1150	€ 136,-

Radial collectors

The radial collectors of the RV-series feature a powerful drive motor and optimally positioned fan wheels, making these models extremely quiet and highly efficient. They are commonly used for removal of fine waste and highly suitable for aeration and ventilation purposes.

RV 4000 RV 5500

Dust collectors

- Using radial collectors ensures ideal production conditions and clean air at the work place
- Ideal for extracting dust, chippings, smoke, grains, wood and plastic particles etc.
- Solid steel plate construction which keep static charge to a minimum - compared to plastic housing
- High-quality powder coating creates scratch-resistant surface
- Constant extraction force even during long operations
- Statically and dynamically balanced steel fan wheel



On/Off switch in accordance with IP 54 features undervoltage release



Powerful aluminium drive motor, extremely smooth running.



€592,-
Price exd. VAT
RV 5500

BERNARDO
PROFESSIONAL



€572,-
Price exd. VAT
RV 4000

Technical data	RV 4000	RV 5500
Capacity max.	6500 m ³ /h	8000 m ³ /h
Low pressure max.	2000 Pa	2200 Pa
Inlet diameter	250 mm	300 mm
Outlet diameter	250 mm	250 mm
Motor power	4,0 kW (5,5 HP)	5,5 kW (7,5 HP)
Voltage	400 V	400V
Dimension (W x D x H)	670 x 610 x 800 mm	670 x 610 x 800 mm
Weight approx.	55 kg	63 kg
Art. no.	12-2013	12-2014

Optional accessories:	Art. no.	excl. VAT
Grounding set ES 1	12-1140	€ 25,-
Automatic start-up ALV 10 / 1 M	12-1150	€ 136,-

BERNARDO
www.bernardo.at

Radial collectors **RV 400 / RV 403**

The RV 400 and RV 403 radial collectors feature a powerful drive motor and optimally positioned fan wheels, making these models extremely quiet and highly efficient. They are commonly used for removal of fine waste (wood and plastic shavings, etc.) and highly suitable for aeration and ventilation purposes.

- Using radial collectors ensures ideal production conditions and clean air at the work place
- High-quality powder coating creates scratch-resistant and shock-proof surface
- Constant extraction force even during long operations
- Optimal fan design guarantees top efficiency and smooth run
- Statically and dynamically balanced steel fan wheels
- High extraction performance with minimum space requirements



Automatic start-up ALV 10 / 1 M

When switching the wood working machine on / off, the radial collector automatically turns on / off with delay. (optional extra)



Grounding set ES 1
(optional extra)

Attention! The radial collector must be grounded at all time to reduce the risk of fire and explosion.

BERNARDO®
www.bernardo.at
PROFESSIONAL

Standard accessories:

- On-Off-switch (RV 403) – RV 400 (incl. phase changing switch)
- Adapter 1 x 175 mm / 4 x 100 mm (RV 400)
- Adapter square / round diam. 300 mm (RV 403)
- Bracket for wall and ceiling mounting

Optional accessories:

	Art. no.	excl. VAT
Grounding set ES 1	12-1140	€ 25,-
Automatic start-up ALV 10 / 1 M	12-1150	€ 136,-

Technical data	RV 400	RV 403
Capacity max.	4800 m ³ /h	5800 m ³ /h
Low pressure max.	2400 Pa	1690 Pa
Inlet diameter	175 mm	250 mm
Outlet diameter	135 x 165 mm	215 x 215 mm
Motor power	5,25 kW (7,0 HP)	2,2 kW (3,0 HP)
Voltage	400 V	400 V / 50 Hz
Dimension (W x D x H)	520 x 570 (800)* x 540 mm	650 x 600 x 655 mm
Weight approx.	46 kg	53 kg
Art. no.	12-2023	12-2030

* with adapter



€490,-
Price excl. VAT
RV 400



€830,-
Price excl. VAT
RV 403



Dust collector with tube

DC 160

The DC 160, transportable dust collector improves the performance of your wood working machines significantly and it will keep your workspace free from chips and sawdust.

- Aerodynamically shaped, plastic fan wheel for top suction
- Connect to fixed or mobile wood working machines
- Powerful aluminium drive motor, extremely smooth running
- Uncomplicated, quick bag change
- 2.0 m spiral suction hose is part of standard equipment
- Including carriage for increased mobility
- Unbelievable price-to-performance ratio



€139,-
Price excl. VAT

Including tube 2,0 m



Woven fine-filter bags keep dust enclosed.



Complete with carriage for high mobility.



ABS-plastic, shock-resistant fan housing.



Automatic start-up ALV 2 / M 230

When switching the wood working machine on / off, the dust collector automatically turns on / off with delay. (optional extra)



Standard accessories:

- Tube 2,0 m
- Filter bag
- Waste bag
- Carriage

Optional accessories:

	Art. no.	excl. VAT
Filter bag	12-0997	€ 22,-
Waste bag (10 pcs.)	12-1009	€ 18,-
Adapter A100/70 - A65/45 - A40/40 - A35/35	12-1034	€ 14,-
PVC-tube diam. 100 mm (4 m)	12-1069	€ 47,-
PVC-tube diam. 100 mm (10 m)	12-1070	€ 88,-
PU-tube diam. 100 mm (6 m)	12-1077	€ 93,-
Hose clamp	12-1125	€ 12,-
Grounding set ES 1	12-1140	€ 25,-
Automatic start-up ALV 2 / M 230 - 230 V	12-1152	€ 81,-

Technical data

DC 160

Capacity	850 m ³ /h
Filter area	0,8 m ²
Low pressure max.	700 Pa
Inlet diameter	100 mm
Waste sack volume	40 l
Idle speed	2850 rpm
Sound pressure	80 dB
Motor power output S ₁ 100%	0,55 kW (0,75 HP)
Motor power input S ₆ 40%	0,75 kW (1,0 HP)
Voltage	230 V / 50 Hz
Machine dimension (W x D x H)	730 x 420 x 1530 mm
Weight approx.	17 kg
Art. no.	12-2036

Dust collector with tube

DC 180

The DC 180 powerful, transportable dust collector improves the performance of your wood working machines significantly and it will keep your workspace free from chips and sawdust.

- Connect to fixed or mobile wood working machines
- Maximum extraction force at minimum space requirements
- Powerful motor and fan wheel for optimal extraction force
- Carriage allows for easy transport
- Increases capacity of your wood working machines
- ABS-plastic, shock-resistant fan housing.



Woven fine-filter bags keep dust inclosed.



Convenient, quick change of dust bag.



Serially with tube 2,0 m



Grounding set ES 1 (optional extra)

Attention! The dust collector must be grounded at all time to reduce the risk of fire and explosion.

€149,-
Price excl. VAT

Optional accessories:

	Art. no.	excl. VAT
Filter bag	12-0997	€ 22,-
Waste bag (10 pcs.)	12-1009	€ 18,-
Adapter A100/70 - A65/45 - A40/40 - A35/35	12-1034	€ 14,-
PVC-tube diam. 100 mm (4 m)	12-1069	€ 47,-
PVC-tube diam. 100 mm (10 m)	12-1070	€ 93,-
PU-tube diam. 100 mm (6 m)	12-1077	€ 100,-
Hose clamp	12-1125	€ 12,-
Grounding set ES 1	12-1140	€ 25,-
Automatic start-up ALV 2 / M 230 - 230 V	12-1152	€ 81,-

Technical data

	DC 180
Capacity	850 m ³ /h
Filter area	0,8 m ²
Low pressure max.	700 Pa
Inlet diameter	100 mm
Waste sack volume	56 l
Idle speed	2850 rpm
Sound pressure	80 dB
Motor power output S ₁ 100%	0,55 kW (0,75 HP)
Motor power input S ₆ 40%	0,75 kW (1,0 HP)
Voltage	230 V / 50 Hz
Machine dimension (W x D x H)	770 x 410 x 1660 mm
Weight approx.	18 kg
Art. no.	12-2037



Standard accessories:

- Tube 2,0 m
- Filter bag
- Waste bag
- Carriage

Dust collector with tube

DC 200 E

The DC 200 E mobile and compact dust collector ensures a clean work environment free from sawdust, making this model an essential item in every amateur's workshop.

- Ideal device for extraction of sawdust, milling chips and wood shavings
- Connect to stationary or mobile wood working machines
- Increases performance of your wood working machines immensely
- Maximum extraction force at minimum space requirements
- Aerodynamically shaped, plastic fan wheel for top suction
- Powerful motor and fan wheel for optimal extraction force



ABS-plastic, shock-resistant fan housing.



Complete with carriage for high mobility.



Powerful aluminium drive motor, extremely smooth running.



Different tube adapter comes standard



Clamping strap for easy installation of waste bag.



Optional accessories:

	Art. no.	excl. VAT
Filter bag	12-0996	€ 23,-
Waste bag (10 pcs.)	12-1009	€ 18,-
Adapter A100/70 - A65/45 - A40/40 - A35/35	12-1034	€ 14,-
PVC-tube diam. 100 mm (4 m)	12-1069	€ 47,-
PVC-tube diam. 100 mm (10 m)	12-1070	€ 93,-
PU-tube diam. 100 mm (6 m)	12-1077	€ 100,-
Hose clamp	12-1126	€ 12,-
Grounding set ES 1	12-1140	€ 25,-
Automatic start-up ALV 2 / M 230 - 230 V	12-1152	€ 81,-

Technical data

	DC 200 E
Capacity	1150 m ³ /h
Filter area	1,0 m ²
Low pressure max.	700 Pa
Inlet diameter	100 mm
Waste sack volume	60 l
Idle speed	2850 rpm
Sound pressure	86 dB
Motor power output S ₁ 100%	0,55 kW (0,75 HP)
Motor power input S ₆ 40%	0,75 kW (1,0 HP)
Voltage	230 V / 50 Hz
Machine dimension (W x D x H)	900 x 510 x 1620 mm
Weight approx.	20 kg
Art. no.	12-2039

Standard accessories:

- Tube 2,0 m
- Filter bag
- Waste bag
- Adapter A100/70 - A65/45 - A40/40 - A35/35
- Carriage

€165,-
Price excl. VAT



Dust collector with tube

DC 230 E

The DC 230 E is an optimal model for price conscious amateurs who want to keep their workplace free from chips and sawdust. The optionally available cartridge filter FP 1 allows filtration of finest dust particles and increases the extraction force significantly.

- Connect both stationary and mobile wood working machines
- Powerful motor and fan wheel for optimal extraction force
- 2.5 m spiral suction hose is part of standard equipment
- Generous size of waste bag ensure high user comfort
- Strap with quick clamping guarantees straightforward bag changes



Optional cartridge filter increases extraction force due to larger filter area.



Model available at 230 V or 400 V.

BERNARDO
HOBBY

€198,-
Price exd. VAT



Grounding set ES 1 (optional extra)

Attention! The dust collector must be grounded at all time to reduce the risk of fire and explosion.

Inclusive tube 2,5 m

Standard accessories:

- Tube 2,5 m
- Filter bag
- Waste bag
- Carriage

Optional accessories:

	Art. no.	excl. VAT
Filter bag	12-1000	€ 26,-
Cartridge filter FP 1	12-1012	€ 143,-
Waste bag (10 pcs.)	12-1004	€ 19,-
PU-tube diam. 100 mm (6 m)	12-1077	€ 100,-
Hose clamp	12-1115	€ 12,-
Grounding set ES 1	12-1140	€ 25,-
Automatic start-up ALV 2 / M 230 - 230 V	12-1152	€ 81,-
Automatic start-up ALV 10 / 1 M	12-1150	€ 136,-

Technical data

DC 230 E

Capacity	1000 m ³ /h
Filter area	0,85 m ²
Low pressure max.	1020 Pa
Inlet diameter	100 mm
Waste sack volume	100 l
Idle speed	2950 rpm
Sound pressure	86,5 dB
Motor power output S ₁ 100%	0,75 kW (1,0 HP)
Motor power input S ₆ 40%	1,0 kW (1,35 HP)
Voltage	230 V or 400 V / 50 Hz
Machine dimension (W x D x H)	740 x 470 x 1900 mm
Weight approx.	26 kg
Art. no.	12-2043 (230 V) 12-2044 (400 V)



Dust collector with cartridge filter

The DC 250 CF mobile dust collector can be used as an extraction unit for floors as well as wood working machines. Complete with cartridge filter to increase its efficiency (extraction force, fine dust filtration etc.) enormously.

DC 250 CF

- Complete with cartridge filter
- Large filter area allows for big air passage
- Steel fan wheel resistant to suction of small pieces of wood
- Constant extraction force even during long operations
- Solid steel plate construction which keep static charge to a minimum – compared to plastic housings
- Uncomplicated, quick bag change
- Includes carriage with castors for high mobility



Powerful aluminium drive motor, particularly smooth running.



Cartridge filter feature cleaning brushes for effective fine dust removal.



Complete with floor suction device.



Automatic start-up ALV 2 / M 230

When switching the wood working machine on / off, the dust collector automatically turns on / off with delay. (optional extra)

€363,-
Price exd. VAT

Incl. cartridge filter FP 1



Standard accessories:

- Cartridge filter FP 1
- Floor suction device
- Waste bag
- Carriage

Optional accessories:

	Art. no.	excl. VAT
Cartridge filter FP 1	12-1012	€ 143,-
Bag clamp for FP 1	12-1119	€ 12,-
Waste bag (10 pcs.)	12-1004	€ 19,-
Hose clamp for waste bag	12-1115	€ 12,-
PU-tube diam. 100 mm (6 m)	12-1077	€ 100,-
Grounding set ES 1	12-1140	€ 25,-
Automatic start-up ALV 2 / M 230 - 230 V	12-1152	€ 81,-

Technical data

DC 250 CF

Capacity	1500 m ³ /h
Filter area	2,25 m ²
Low pressure max.	1020 Pa
Inlet diameter	100 mm
Waste sack volume	70 l
Idle speed	2950 rpm
Sound pressure	86,5 dB
Motor power output S ₁ 100%	0,75 kW (1,0 HP)
Motor power input S ₆ 40%	1,0 kW (1,35 HP)
Voltage	230 V / 50 Hz
Machine dimension (W x D x H)	850 x 380 x 1420 mm
Weight approx.	31 kg
Art. no.	12-2085

Dust collector

DC 300

The DC 300 powerful, transportable dust collector improves the performance of your wood working machines significantly and it will keep your workspace free from chips and sawdust.

- Ideal device for extraction of sawdust, milling chips and wood shavings
- Solid steel plate construction reduces static charge - compared to plastic housing
- Complete with Y-adapter for simultaneous use of 2 machines
- Aerodynamically shaped steel plate fan wheel offers top performance
- Motor is serially equipped with thermo relay
- Carriage allows for easy transport



Replaceable cartridge filter increase extraction force by a large amount.



Powerful drive motor with steel fan wheel.



Woven fine-filter bags keep dust inclosed.



Automatic start-up ALV 10 / 1 M

When switching the wood working machine on / off, the dust collector automatically turns on / off with delay. [optional]

€295,-
Price excl. VAT

BERNARDO®
www.bernardo.at
HOBBY

TOPSELLER!



Optional accessories:

	Art. no.	excl. VAT
Filter bag	12-1001	€ 34,-
Cartridge filter FP 2	12-1013	€ 200,-
Cartridge filter FP 3	12-1014	€ 253,-
Waste bag (10 pcs.)	12-1006	€ 19,-
PU-tube diam. 100 mm (6 m)	12-1077	€ 100,-
Hose clamp	12-1116	€ 12,-
Grounding set ES 1	12-1140	€ 25,-
Automatic start-up ALV 10 / 1 M	12-1150	€ 136,-

Technical data

	DC 300
Capacity	2520 m ³ /h
Filter area	1,45 m ²
Low pressure max.	1800 Pa
Inlet diameter	1 x 130 / 2 x 100 mm
Waste sack volume	200 l
Idle speed	2950 rpm
Sound pressure	87,1 dB
Motor power output S ₁ 100%	1,5 kW (2,0 HP)
Motor power input S ₆ 40%	2,1 kW (2,8 HP)
Voltage	230 V or 400 V / 50 Hz
Machine dimension (W x D x H)	860 x 670 x 1980 mm
Weight approx.	36 kg
Art. no.	12-2046 (230 V) 12-2045 (400 V)

Standard accessories:

- Filter bag
- Waste bag
- Y-adapter 1 x 130 mm / 2 x 100 mm
- Carriage

VOLTAGE

Alternatively in
230 V or 400 V

Dust collector with cartridge filter

DC 350 CF

The cartridge filter FP2 improves the extraction force of the DC 350 CF collector significantly and guarantees effective filtration of even the finest dust particles. This model is highly popular among ambitious amateurs.

- Comes complete with cartridge filter
- Larger filter area increases air passage
- Steel fan wheel resistant to suction of small pieces of wood
- Constant extraction force even during long operations
- Solid steel plate construction reduces static charge - compared to plastic housing
- Connect to stationary or mobile wood working machines



Includes Y-adaptor to use two machines simultaneously.



Hose clamp with quick clamping allows for convenient bag change.



Carriage comes complete with castors.



Grounding set ES 1 (optional extra)

Attention: The dust collector needs to be grounded at all time to reduce the risk of fire and explosion.

BERNARDO
www.bernardo.at
HOBBY

€508,-
Price exd. VAT

Incl. cartridge filter FP 1



Optional accessories:

	Art. no.	excl. VAT
Cartridge filter FP 2	12-1013	€ 200,-
Cartridge filter FP 3	12-1014	€ 253,-
Bag clamp for FP 2 / FP 3	12-1119B	€ 12,-
Waste bag (10 pcs.)	12-1006	€ 19,-
Hose clamp for waste bag	12-1116	€ 12,-
PVC-tube diam. 100 mm (10 m)	12-1070	€ 93,-
PU-tube diam. 100 mm (6 m)	12-1077	€ 100,-
Grounding set ES 1	12-1140	€ 25,-
Automatic start-up ALV 10 / 1 M	12-1150	€ 136,-

Technical data

	DC 350 CF
Capacity	2800 m ³ /h
Filter area	4,0 m ²
Low pressure max.	1800 Pa
Inlet diameter	1 x 130 / 2 x 100 mm
Waste sack volume	200 l
Idle speed	2950 rpm
Sound pressure	87,1 dB
Motor power output S ₁ 100%	1,5 kW (2,0 HP)
Motor power input S ₆ 40%	2,1 kW (2,8 HP)
Voltage	400 V / 50 Hz
Machine dimensions (W x D x H)	850 x 740 x 1800 mm
Weight approx.	45 kg
Art. no.	12-2090

Standard accessories:

- Cartridge filter FP 2
- Waste bag
- Y-adaptor 1 x 130 mm / 2 x 100 mm
- Carriage

BERNARDO
www.bernardo.at

For your closest dealer, contact us at www.bernardo.at

Dust collector

DC 400

The DC 400 dust collector features a 50% larger dust bag volume (compared to DC 300), reducing the number of bag changes significantly, therefore making this model extremely user-friendly. Highly recommended for enthusiastic hobbyists who aim to keep their workshop clean at a relatively low price.

- Ideal device for extraction of sawdust, milling chips and wood shavings
- Y-adapter allows simultaneous connection of 2 machines
- Generous waste bag volume increases user-friendliness
- Aerodynamically shaped, steel plate fan wheel ensures top performance
- Powerful motor with thermo relay guarantees optimal extraction force
- Clamping belt allows for convenient, quick bag change



Optionally available cartridge filter offers larger filter area, hence increases extraction force.



Clamping belt allows for easy mounting of waste / filter bag.



Carriage with castors comes standard.



Grounding set ES 1 (optional) extra

The dust collector must be grounded at all time to reduce the risk of fire and explosion.

€305,-
Price excl. VAT

VOLTAGE

Alternatively in
230 V or 400 V

TOPSELLER!



Optional accessories:

	Art. no.	excl. VAT
Filter bag	12-1001	€ 34,-
Cartridge filter FP 2	12-1013	€ 200,-
Cartridge filter FP 3	12-1014	€ 253,-
Waste bag (10 pcs.)	12-1007	€ 19,-
PU-tube diam. 100 mm (6 m)	12-1077	€ 100,-
Hose clamp	12-1116	€ 12,-
Grounding set ES 1	12-1140	€ 25,-
Automatic start-up ALV 2 / M 230 - 230 V	12-1152	€ 81,-
Automatic start-up ALV 10 / 1 M	12-1150	€ 136,-

Technical data

	DC 400
Capacity	2520 m ³ /h
Filter area	1,45 m ²
Low pressure max.	1800 Pa
Inlet diameter	1 x 130 / 2 x 100 mm
Waste sack volume	300 l
Idle speed	2950 rpm
Sound pressure	87,1 dB
Motor power output S ₁ 100%	1,5 kW (2,0 HP)
Motor power input S ₆ 40%	2,1 kW (2,8 HP)
Voltage	230 V or 400 V / 50 Hz
Machine dimension (W x D x H)	860 x 670 x 2330 mm
Weight approx.	40 kg
Art. no.	12-2055 (230 V) 12-2060 (400 V)

Standard accessories:

- Filter bag
- Waste bag
- Y-adapter 1 x 130 mm / 2 x 100 mm
- Carriage

BERNARDO
www.bernardo.at
HOBBY

Dust collector with cartridge filter

DC 450 CF

The DC 450 CF is a powerful, transportable dust collector with a standard cartridge filter FP 2 for such effective filtering of the air that even harmful fine dust in workshops can be kept at a minimum.

- Complete with cartridge filter
- Larger filter area allows for maximum airflow and improves extraction force
- Connect to stationary or mobile wood working machines
- Increases capacity of your wood working machines
- Comes with carriage for easy transport
- Constant extraction force, even at continuous operation



Includes Y-adaptor for simultaneous operation of two machines.



Powerful aluminium motor featuring overload protection.



Aerodynamically shaped, steel plate fan wheel ensures large airflow.



When switching wood working machine on / off, the dust collector automatically turn on / off with delay. (optional extra)

€520,-
Price exd. VAT

VOLTAGE
Alternatively in
230 V or 400 V



Optional accessories:

	Art. no.	excl. VAT
Cartridge filter FP 2	12-1013	€ 200,-
Cartridge filter FP 3	12-1014	€ 253,-
Bag clamp for FP 2 / FP 3	12-1119B	€ 12,-
Waste bag (10 pcs.)	12-1007	€ 19,-
Hose clamp for waste bag	12-1116	€ 12,-
PU-tube diam. 100 mm (6 m)	12-1077	€ 100,-
Grounding set ES 1	12-1140	€ 25,-
Automatic start-up ALV 2 / M 230 - 230 V	12-1152	€ 81,-
Automatic start-up ALV 10 / 1 M	12-1150	€ 136,-

Technical data

	DC 450 CF
Capacity	2800 m ³ /h
Filter area	4,0 m ²
Low pressure max.	1800 Pa
Inlet diameter	1 x 130 / 2 x 100 mm
Waste sack volume	300 l
Idle speed	2950 rpm
Motor power output S ₁ 100%	1,5 kW (2,0 HP)
Motor power input S ₆ 40%	2,1 kW (2,8 HP)
Voltage	230 V or 400 V / 50 Hz
Machine dimension (W x D x H)	860 x 670 x 2210 mm
Weight approx.	49 kg
Art. no.	12-2094 (230 V) 12-2095 (400 V)

Standard accessories:

- Cartridge filter FP 2
- Waste bag
- Y-adapter 1 x 130 mm / 2 x 100 mm
- Carriage



Dust collector

DC 500 E

The DC 500 E dust collector is the elite model of the DC series among amateurs. The powerful drive motor featuring overload protection, the oversize waste bag volume and the possibility to connect to three machines simultaneously allows this model to meet hobbyists' highest expectations.

- Steel fan wheel resistant to suction of small pieces of wood
- Constant extraction force even during long operations
- Replaceable cartridge filter FP 2 or FB 3 increases extraction force significantly
- Connect to stationary or mobile wood working machines
- Connect to three machines at the same time
- Complete with carriage to allow for easy transport



Executive model – larger waste bag volume

Specially woven filter bags reduce dust content even better.



Hose clamp with quick clamping guarantees uncomplicated bag change.

TOPSELLER!

€395,-
Price excl. VAT

BERNARDO®
HOBBY

VOLTAGE

Alternatively in
230 V or 400 V

Standard accessories:

- Filter bags
- Waste bags
- Adapter 1 x 150 mm / 3 x 100 mm
- Carriage

Technical data	DC 500 E
Capacity	3900 m ³ /h
Filter area	2,9 m ²
Low pressure max.	1800 Pa
Inlet diameter	1 x 150 mm / 3 x 100 mm
Waste sack volume	2 x 300 l
Idle speed	2950 rpm
Sound pressure	89,4 dB
Motor power output S ₁ 100%	2,2 kW (3,0 HP)
Motor power input S ₆ 40%	3,0 kW (4,2 HP)
Voltage	230 V or 400 V / 50 Hz
Machine dimension (W x D x H)	1150 x 730 x 2150 mm
Weight approx.	52 kg
Art. no.	12-2066B (230 V) 12-2066 (400 V)



Optional accessories:

	Art. no.	excl. VAT
Filter bag	12-1001	€ 34,-
Cartridge filter FP 2	12-1013	€ 200,-
Cartridge filter FP 3	12-1014	€ 253,-
Waste bag (10 pcs.)	12-1007	€ 19,-
PU-tube diam. 100 mm (6 m)	12-1077	€ 100,-
Hose clamp	12-1116	€ 12,-
Grounding set ES 1	12-1140	€ 25,-
Automatic start-up ALV 10 / 1 M	12-1150	€ 136,-

Dust collector with cartridge filters

The DC 550 CF requires little space in relation to its performance because of two cartridge filter (larger filter area, fine dust filtration etc.)

DC 550 CF

- Cartridge filters come standard
- Requires minimum space but features top performance
- Ideal device for extraction of sawdust, milling chips and wood shavings
- Increases performance of wood working machines significantly
- Strap with quick clamping allows for straightforward change of dustbag
- Solid steel sheet construction reduces static charge contrary to plastic housings

**Executive model –
larger waste bag volume**



Comes complete with dust port to use three machines at the same time.



Cartridge filters including cleaning brushes for removal of fine dust are part of equipment.



Grounding set ES 1 (optional extra)

€786,-
Price excl. VAT

Attention! The dust collector must be grounded at all time to reduce the risk of fire and explosion.



Automatic start-up ALV 10 / 1 M

BERNARDO®
HOBBY

When switching wood working machine on / off, the dust collector automatically turn on / off with delay. (optional extra)

Standard accessories:

- Cartridge filters FP 2
- Waste bags
- Adapter 1 x 150 mm / 3 x 100 mm
- Carriage

Technical data	DC 550 CF
Capacity	4400 m ³ /h
Filter area	8,0 m ²
Low pressure max.	1800 Pa
Inlet diameter	1 x 150 / 3 x 100 mm
Waste sack volume	2 x 300 l
Idle speed	2950 rpm
Sound pressure	89,4 dB
Motor power output S ₁ 100%	2,2 kW (3,0 HP)
Motor power input S ₆ 40%	3,0 kW (4,2 HP)
Voltage	400 V / 50 Hz
Machine dimension (W x D x H)	1150 x 730 x 2030 mm
Weight approx.	67 kg
Art. no.	12-2100



Optional accessories:

	Art. no.	excl. VAT
Cartridge filter FP 2	12-1013	€ 200,-
Cartridge filter FP 3	12-1014	€ 253,-
Bag clamp for FP 2 / FP 3	12-1119B	€ 12,-
Waste bag (10 pcs.)	12-1007	€ 19,-
Hose clamp for waste bag	12-1116	€ 12,-
PU-tube diam. 100 mm (6 m)	12-1077	€ 100,-
Grounding set ES 1	12-1140	€ 25,-
Automatic start-up ALV 10 / 1 M	12-1150	€ 136,-

Dust collector

ASA 3500

The ASA 3500 powerful, transportable dust collector improves the performance of your wood working machines significantly and it will keep your workspace free from chips and sawdust.

- Solid steel plate construction reduces static charge - compared to plastic housing
- Connect to fixed or mobile wood working machines
- Constant extraction force even during long operations
- Steel fan wheel resistant to suction of small pieces of wood
- Includes adapter to attach two machines simultaneously
- Strap with quick clamping guarantees straightforward bag changes



High-quality powder coating creates scratch-resistant and shock-proof surface



Clamping belt allows for easy mounting of waste / filter bag.



Grounding set ES 1 (optional)

The dust collector must be grounded at all time to reduce the risk of fire and explosion.



Automatic start-up ALV 10 / 1 M

When switching wood working machine on / off, the dust collector automatically turn on / off with delay. (optional extra)

VOLTAGE

Alternatively in
230 V or 400 V

€365,-
Price exd. VAT

Standard accessories:

- Filter bag
- Waste bag
- Y-adapter 1 x 130 mm / 2 x 100 mm
- Carriage

BERNARDO
www.bernardo.at
SEMI-PROFESSIONAL

Technical data	ASA 3500
Capacity	2530 m ³ /h
Filter area	1,45 m ²
Low pressure max.	1800 Pa
Inlet diameter	1 x 130 mm / 2 x 100 mm
Waste sack volume	165 l
Idle speed	2950 rpm
Sound pressure	87 dB
Motor power output S ₁ 100%	1,5 kW (2,0 HP)
Motor power input S ₆ 40%	2,1 kW (2,8 HP)
Voltage	230 V or 400 V / 50 Hz
Machine dimension (W x D x H)	1000 x 600 x 1950 mm
Weight approx.	37 kg
Art. no.	12-2080B (230 V) 12-2080 (400 V)



Height adjustable
blower

Optional accessories:

	Art. no.	excl. VAT
Filter bag	12-0995	€ 34,-
Cartridge filter FP 2	12-1013	€ 200,-
Cartridge filter FP 3	12-1014	€ 253,-
Waste bag (10 pcs.)	12-1006	€ 19,-
PVC-tube diam. 100 mm (4 m)	12-1069	€ 47,-
PVC-tube diam. 100 mm (10 m)	12-1070	€ 93,-
PU-tube diam. 100 mm (6 m)	12-1077	€ 100,-
Hose clamp	12-1127	€ 12,-
Grounding set ES 1	12-1140	€ 25,-
Automatic start-up ALV 10 / 1 M	12-1150	€ 136,-

Dust collector

ASA 4500

The ASA 4500 dust collector features a larger dust bag volume (compared to ASA 3500), reducing the number of bag changes significantly, therefore making this model extremely user-friendly. Highly recommended for enthusiastic hobbyists who aim to keep their workshop clean at a relatively low price.

- Ideal device for extraction of sawdust, milling chips and wood shavings
- Connect to three machines at the same time
- Generous waste bag volume increases user-friendliness
- Aerodynamically shaped, steel plate fan wheel ensures top performance
- Clamping belt allows for convenient, quick bag change
- Complete with carriage to allow for easy transport

Height adjustable blower



Specially woven filter bags reduce dust content in the air significantly.



Powerful aluminium drive motor, particularly smooth running.



Includes adapter to attach three machines simultaneously

BERNARDO
SEMIPROFESSIONAL

€449,-
Price exd. VAT

VOLTAGE

Alternatively in
230 V or 400 V

Standard accessories:

- Filter bag
- Waste bag
- Y-adaptor 1 x 150 mm / 3 x 100 mm
- Carriage

Technical data	ASA 4500
Capacity	3900 m ³ /h
Filter area	2,9 m ²
Low pressure max.	1800 Pa
Inlet diameter	1 x 150 mm / 3 x 100 mm
Waste sack volume	2 x 165 l
Idle speed	2950 rpm
Sound pressure	87 dB
Motor power output S ₁ 100%	2,2 kW (3,0 HP)
Motor power input S ₆ 40%	3,0 kW (4,2 HP)
Voltage	230 V bzw. 400 V / 50 Hz
Machine dimension (W x D x H)	1530 x 600 x 1950 mm
Weight approx.	48 kg
Art. no.	12-2081B (230 V) 12-2081 (400 V)

Optional accessories:

	Art. no.	excl. VAT
Filter bag	12-0995	€ 34,-
Cartridge filter FP 2	12-1013	€ 200,-
Cartridge filter FP 3	12-1014	€ 253,-
Waste bag (10 pcs.)	12-1006	€ 19,-
PVC-tube diam. 100 mm (4 m)	12-1069	€ 47,-
PVC-tube diam. 100 mm (10 m)	12-1070	€ 93,-
PU-tube diam. 100 mm (6 m)	12-1077	€ 100,-
Hose clamp	12-1127	€ 12,-
Grounding set ES 1	12-1140	€ 25,-
Automatic start-up ALV 10 / 1 M	12-1150	€ 136,-

BERNARDO
www.bernardo.at

Dust collectors

The DC 600 and DC 700 dust collectors come with significant advantages – economic operation, cost effectiveness and the chance to connect four machines simultaneously – making these models ideal for smaller workshops.

DC 600 DC 700

- Suitable for a variety of materials, such as wood, plastics, polystyrene etc.
- Generous size of dust bags for maximum work comfort
- Steel fan wheel resistant to suction of small pieces of wood
- Optimized design increases performance level
- Replaceable cartridge filter increases the level of extraction significantly
- Includes adaptor to attach four machines simultaneously

BERNARDO
www.bernardo.at
SEMIPROFESSIONAL



Specially woven filter bags reduce dust content in the air significantly.



The serially included adaptor offers four ports (diam. 100 mm).



Grounding set ES 1 (optional extra)

Attention: The dust collector needs to be grounded at all time to reduce the risk of fire and explosion.

€950,-
Price excl. VAT

DC 700
(4 filter bags)

€810,-
Price excl. VAT

DC 600
(3 filter bags)



Technical data

	DC 600	DC 700
Capacity	4560 m ³ /h	6800 m ³ /h
Filter area	6,0 m ²	8,0 m ²
Low pressure max.	2340 Pa	2340 Pa
Inlet diameter	1 x 180 mm	1 x 180 mm
Inlet diameter with adapter	4 x 100 mm	4 x 100 mm
Waste bag volume	570 l (3 x 190 l)	760 l (4 x 190 l)
Idle speed	2950 rpm	2950 rpm
Sound pressure	80 dB	80 dB
Motor power output S ₁ 100%	3,7 kW (5,0 HP)	3,7 kW (5,0 HP)
Motor power input S ₆ 40%	5,1 kW (7,0 HP)	5,1 kW (7,0 HP)
Voltage	400 V / 50 Hz	400 V / 50 Hz
Machine dimension (W x D x H)	2184 x 582 x 2355 mm	2700 x 582 x 2355 mm
Weight approx.	85 kg	89 kg
Art. no.	12-2070	12-2075

Standard accessories:

- 3 filter bags (DC 600) or 4 filter bags (DC 700)
- Waste bags
- Adapter 1 x 180 mm / 4 x 100 mm

Optional accessories:

	Art. no.	excl. VAT
Filter bag	12-1003	€ 38,-
Cartridge filter FP 2	12-1013	€ 200,-
Cartridge filter FP 3	12-1014	€ 253,-
Waste bag (10 pcs.)	12-1006	€ 19,-
PU-tube diam. 100 mm (6 m)	12-1077	€ 100,-
PU-tube diam. 180 mm (6 m)	12-1081	€ 191,-
Hose clamp	12-1117	€ 14,-
Grounding set ES 1	12-1140	€ 25,-
Automatic start-up ALV 10 / 1 M	12-1150	€ 136,-

Dust collectors with cartridge filter DC 650 CF DC 750 CF

The DC 650 CF and DC 750 CF models come complete with cartridge filter to increase the performance level (larger filter area). These models filter the air so effectively that harmful fine dust in workshops is kept to a minimum.

- Ideal device for extraction of saw dust, milling chips and wood shavings
- Strap with quick clamping allows for straightforward change of dust bags
- Aerodynamically shaped, steel fan wheel ensures top performance level
- Complete with filter cartridges and cleaning brushes for fine dust removal
- Cartridge filter increases extraction force because of larger filter area
- Powerful drive motor guarantees constant level of extraction



Convenient, quick change of dust bag.



Powerful motor with steel fan wheel.

BERNARDO®
www.bernardo.it
SEMIPROFESSIONAL

€1.316,-

Price excl. VAT

DC 650 CF
(3 cartridge filter)

€1.592,-

Price excl. VAT

DC 750 CF
(4 cartridge filter)



Automatic start-up ALV 10 / 1 M

When switching wood working machine on / off, the dust collector automatically turn on / off with delay. (optional extra)



Technical data

	DC 650 CF	DC 750 CF
Capacity	5310 m ³ /h	7800 m ³ /h
Filter area	12,0 m ²	16,0 m ²
Low pressure max.	2340 Pa	2340 Pa
Inlet diameter	1 x 180 mm	1 x 180 mm
Inlet diameter with adapter	4 x 100 mm	4 x 100 mm
Waste bag volume	570 l (3 x 190 l)	760 l (4 x 190 l)
Idle speed	2950 rpm	2950 rpm
Sound pressure	80 dB	80 dB
Motor power output S ₁ 100%	3,7 kW (5,0 HP)	3,7 kW (5,0 HP)
Motor power input S ₆ 40%	5,1 kW (7,0 HP)	5,1 kW (7,0 HP)
Voltage	400 V / 50 Hz	400 V / 50 Hz
Machine dimension (W x D x H)	2184 x 582 x 1755 mm	2700 x 582 x 1755 mm
Weight approx.	112 kg	125 kg
Art. no.	12-2101	12-2102

Standard accessories:

- 3 cartridge filter FP 2 (DC 650 CF)
- 4 cartridge filter FP 2 (DC 750 CF)
- Waste bags
- Adapter 1 x 180 mm / 4 x 100 mm

Optional accessories:

	Art. no.	excl. VAT
Cartridge filter FP 2	12-1013	€ 200,-
Cartridge filter FP 3	12-1014	€ 253,-
Bag clamp for FP 2 / FP 3	12-1119B	€ 12,-
Waste bag (10 pcs.)	12-1006	€ 19,-
Hose clamp for waste bag	12-1117	€ 14,-
PU-tube diam. 100 mm (6 m)	12-1077	€ 100,-
PU-tube diam. 180 mm (6 m)	12-1081	€ 191,-
Grounding set ES 1	12-1140	€ 25,-
Automatic start-up ALV 10 / 1 M	12-1150	€ 136,-

BERNARDO®
www.bernardo.it

For our current offers please go to our Bernardo-Newsletter

Dust collector

DC 800

The DC 800 dust collector comes with significant advantages – economic operation, cost effectiveness and the chance to connect four machines simultaneously – making this model ideal for smaller workshops.

- Strap with quick clamping allows for straightforward change of dust bags
- Constant extraction force even during long operations
- Increases performance of wood working machines significantly
- Suitable for a variety of materials, such as wood, plastics, polystyrene etc.
- Connect to four machines at the same time
- Replaceable cartridge filter FP 2 or FP 3 increases extraction force significantly

BERNARDO
www.bernardo.at
SEMIPROFESSIONAL



Convenient, quick change of dust bag.



The serially included adaptor offers four ports (diam. 100 mm).

€960,-
Price exd. VAT



Grounding set ES 1 (optional extra)

Best Price

Attention: The dust collector needs to be grounded at all time to reduce the risk of fire and explosion.

Standard accessories:

- 4 filter bags
- Waste bags
- Adapter 1 x 180 mm / 4 x 100 mm

Technical data	DC 800
Capacity	6800 m ³ /h
Filter area	8,0 m ²
Low pressure max.	2340 Pa
Inlet diameter	1 x 180 mm
Inlet diameter with adapter	4 x 100 mm
Waste bag volume	840 l (4 x 210 l)
Idle speed	2800 rpm
Sound pressure	80 dB
Motor power output S ₁ 100%	5,2 kW (7,0 HP)
Motor power input S ₆ 40%	7,0 kW (9,5 HP)
Voltage	400 V / 50 Hz
Machine dimension (W x D x H)	1300 x 1300 x 2340 mm
Weight approx.	102 kg
Art. no.	12-2076



Optional accessories:

	Art. no.	excl. VAT
Filter bag	12-1003	€ 38,-
Cartridge filter FP 2	12-1013	€ 200,-
Cartridge filter FP 3	12-1014	€ 253,-
Waste bag (10 pcs.)	12-1007	€ 19,-
PU-tube diam. 100 mm (6 m)	12-1077	€ 100,-
PU-tube diam. 180 mm (6 m)	12-1081	€ 191,-
Hose clamp	12-1117	€ 14,-
Grounding set ES 1	12-1140	€ 25,-
Automatic start-up ALV 10 / 1 M	12-1150	€ 136,-

Dust collector with cartridge filter

The DC 850 CF model comes complete with cartridge filter to increase the performance level (larger filter area). This model filters the air so effectively that harmful fine dust in workshops is kept to a minimum.


DC 850 CF

- Ideal device for extraction of saw dust, milling chips and wood shavings
- Complete with filter cartridges
- Includes adapter to attach four machines simultaneously
- Solid steel sheet construction reduces static charge contrary to plastic housings
- Cartridge filter increases extraction force because of larger filter area
- Aerodynamically shaped, steel fan wheel ensures top performance level



Automatic start-up ALV 10 / 1 M

When switching wood working machine on / off, the dust collector automatically turn on / off with delay. (optional extra)



Powerful motor with steel fan wheel.



Easy relocation through serially carriage.



Cartridge filters including cleaning brushes for removal of fine dust are part of equipment.

€1.622,-
Price exd. VAT

BERNARDO
SEMIPROFESSIONAL

Incl. cartridge filter FP 2

Best price

Technical data

DC 850 CF

Capacity	7800 m ³ /h
Filter area	16,0 m ²
Low pressure max.	2340 Pa
Inlet diameter	1 x 180 mm
Inlet diameter with adapter	4 x 100 mm
Waste bag volume	840 l (4 x 210 l)
Idle speed	2800 rpm
Sound pressure	80 dB
Motor power output S ₁ 100%	5,2 kW (7,0 HP)
Motor power input S ₆ 40%	7,0 kW (9,5 HP)
Voltage	400 V / 50 Hz
Machine dimension (W x D x H)	1480 x 1480 x 1730 mm
Weight approx.	115 kg
Art. no.	12-2103

Standard accessories:

- 4 cartridge filter FP 2
- Waste bags
- Adapter 1 x 180 mm / 4 x 100 mm

Optional accessories

	Art. no.	excl. VAT
Cartridge filter FP 2	12-1013	€ 200,-
Cartridge filter FP 3	12-1014	€ 253,-
Bag clamp for FP 2 / FP 3	12-1119B	€ 12,-
Waste bag (10 pcs.)	12-1007	€ 19,-
Hose clamp for waste bag	12-1117	€ 14,-
PU-tube diam. 100 mm (6 m)	12-1077	€ 100,-
PU-tube diam. 180 mm (6 m)	12-1081	€ 191,-
Grounding set ES 1	12-1140	€ 25,-
Automatic start-up ALV 10 / 1 M	12-1150	€ 136,-

Dust collector

FT 200 N

The FT 200 N powerful, transportable dust collector improves the performance of your wood working machines significantly and it will keep your workspace free from chips and sawdust.

- The high-power motor warrants constant dust extraction even with permanent work
- High comfort through quick changing system of the waste sacks
- High-quality powder coating creates scratch-resistant surface
- Steel fan wheel resistant to suction of small pieces of wood
- Modern design and attractive price-to-benefit ratio



High-quality powder coating creates scratch-resistant and shock-proof surface



Grounding set ES 1
(optional extra)

Attention: The dust collector needs to be grounded at all time to reduce the risk of fire and explosion.



Clamping belt allows for easy mounting of waste / filter bag.



Includes adapter to attach two machines simultaneously



Carriage with castors comes standard.

€360,-
Price excl. VAT

Standard accessories:

- Filter bag
- Waste bag
- Carriage

Technical data	FT 200 N
Capacity	2000 m ³ /h
Filter area	1,83 m ²
Low pressure max.	1800 Pa
Inlet diameter	2 x 100 mm
Waste sack volume	110 l
Idle speed	2950 rpm
Sound pressure	87 dB
Motor power output S ₁ 100%	1,5 kW (2,0 HP)
Motor power input S ₆ 40%	2,1 kW (2,8 HP)
Voltage	400 V / 50 Hz
Machine dimension (W x D x H)	1000 x 500 x 2100 mm
Weight approx.	39 kg
Art. no.	12-2151

BERNARDO
SEMIPROFESSIONAL

Best price



Optional accessories:

	Art. no.	excl. VAT
Filter bag	12-0994	€ 34,-
Waste bag (10 pcs.)	12-1004	€ 19,-
PVC-tube diam. 100 mm (4 m)	12-1069	€ 47,-
PVC-tube diam. 100 mm (10 m)	12-1070	€ 93,-
PU-tube diam. 100 mm (6 m)	12-1077	€ 100,-
Hose clamp	12-1128	€ 12,-
Grounding set ES 1	12-1140	€ 25,-
Automatic start-up ALV 10 / 1 M	12-1150	€ 136,-

Dust collector

FT 302 N

The dust collector FT 302 N satisfy through the enormous capacity, high economy and the convenient price-performance ratio. Through the possibility to connect 4 machines simultaneously, this machine is also suitable for small workshops.

- Aerodynamically shaped, steel plate fan wheel ensures top performance
- Ideal device for extraction of sawdust, milling chips and wood shavings
- Connect to four machines at the same time
- Generous waste bag volume increases user-friendliness
- Clamping belt allows for convenient, quick bag change
- Carriage allows for easy transport



Specially woven filter bags reduce dust content in the air significantly.



Automatic start-up ALV 10 / 1 M

When switching wood working machine on / off, the dust collector automatically turn on / off with delay. (optional extra)



Powerful motor with steel fan wheel.



The serially included adaptor offers four ports (diam. 100 mm).



€490,-
Price excl. VAT

Standard accessories:

- Filter bag
- Waste bag
- Carriage

Technical data	FT 302 N
Capacity	4200 m ³ /h
Filter area	4,8 m ²
Low pressure max.	1800 Pa
Inlet diameter	4 x 100 mm
Waste sack volume	2 x 175 l
Idle speed	2950 rpm
Sound pressure	87 dB
Motor power output S ₁ 100%	3,0 kW (4,0 HP)
Motor power input S ₆ 40%	3,8 kW (5,1 HP)
Voltage	400 V / 50 Hz
Machine dimension (W x D x H)	1700 x 600 x 2400 mm
Weight approx.	69 kg
Art. no.	12-2152



Optional accessories:	Art. no.	excl. VAT
Filter bag	12-0993	€ 34,-
Waste bag (10 pcs.)	12-1007	€ 19,-
PVC-tube diam. 100 mm (4 m)	12-1069	€ 47,-
PVC-tube diam. 100 mm (10 m)	12-1070	€ 93,-
PU-tube diam. 100 mm (6 m)	12-1077	€ 100,-
Hose clamp	12-1129	€ 12,-
Grounding set ES 1	12-1140	€ 25,-
Automatic start-up ALV 10 / 1 M	12-1150	€ 136,-

Dust collector

FT 502 SF

The FT 502 SF is a powerful dust collector suitable for commercial use of dust - grade M, norm IEC 60335-2-69.

- Fine filter bags allow for clean work space and significant reduction of dust content in air
- Fine filter bags (dust grade M) reduce dust content in air
- Steel fan wheel resistant to extracting small pieces of wood
- Paddle-shaped profile of the metal fan-wheel ensures top performance
- Suitable for wood, plastics, metals, polystyrene etc.
- High-grade powder coating makes surface scratch-resistant
- Modern design and attractive price-to-benefit ratio

Best price



Special shape of filter bags increases level of extraction significantly.



Well designed clamping device ensures easy change of dust bags.



Powerful motor guarantees constant level of extraction at continuous operation.



Grounding set ES 1 (optional extra)

Attention! The dust collector must be grounded at all time to reduce the risk of fire and explosion.

€1.690,-
Price excl. VAT
FT 502 SF



Technical data

FT 502 SF

Capacity	7900 m ³ /h
Filter area	13,2 m ²
Low pressure max.	1900 Pa
Inlet diameter	300 mm
Waste bag volume	565 l
Idle speed	2850 rpm
Sound pressure	82 dB
Motor power output S ₁ 100%	3,75 kW (5,1 HP)
Motor power input S ₆ 40%	5,25 kW (7,1 HP)
Voltage	400 V / 50 Hz
Machine dimension (W x D x H)	1900 x 700 x 2700 mm
Weight approx.	95 kg
Art. no.	12-2160

Standard accessories:

- Hose filter
- Waste bags

BERNARDO
www.bernardo.at
PROFESSIONAL

Optional accessories:

	Art. no.	excl. VAT
Hose filter	12-1021	€ 171,-
Waste bag (10 pcs.)	12-1028	€ 32,-
Tension belt	12-1124	€ 21,-
Grounding set ES 1	12-1140	€ 25,-
Automatic start-up ALV 10 / 1 M	12-1150	€ 136,-

Dust collector

FT 504 SF

The FT 502 SF is a powerful dust collector suitable for commercial use of dust - grade M, norm IEC 60335-2-69.

- Fine filter bags (dust grade M) reduce dust content in air
- Modern design and optimal price-to-performance ratio
- Paddle-shaped profile of the metal fan-wheel ensures top performance
- Steel fan wheel resistant to extracting small pieces of wood
- Fine filter bags ensure clean work conditions, significant reduction of dust content in the air
- Suitable for wood, plastics, metals, polystyrene etc.
- High-grade powder coating makes surface scratch-resistant

€2.100,-
Price exd. VAT
FT 504 SF



Fine filter bags (dust grade M) reduce dust content in the air significantly.



When switching the wood working machine on / off, the dust collector automatically turns on / off with delay. (option)

Best Price



Technical data	FT 504 SF
Capacity	8900 m ³ /h
Filter area	19,0 m ²
Low pressure max.	1900 Pa
Inlet diameter	300 mm
Waste bag volume	1130 l
Idle speed	2850 rpm
Sound pressure	82 dB
Motor power output S ₁ 100%	3,75 kW (5,1 HP)
Motor power input S ₆ 40%	5,25 kW (7,1 HP)
Voltage	400 V / 50 Hz
Machine dimension (W x D x H)	2800 x 700 x 2700 mm
Weight approx.	105 kg
Art. no.	12-2165

Standard accessories:

- Hose filter
- Filter bag
- Waste bags



Optional accessories:

	Art. no.	excl. VAT
Filter bag	12-1019	€ 80,-
Hose filter	12-1021	€ 171,-
Waste bag (10 pcs.)	12-1028	€ 32,-
Tension belt	12-1124	€ 21,-
Grounding set ES 1	12-1140	€ 25,-
Automatic start-up ALV 10 / 1 M	12-1150	€ 136,-

Cyclone-extractor

RLA 1500

The cyclone-extractor RLA 1500 improve through the double chip filtration (cyclone / cartridge filter) the performance of your wood working machine and keep the workspace free from chips and sawdust. Additionally, this model can also be used for suction of plastics, lint, etc.

- Solid steel sheet construction reduces static charge contrary to plastic housings
- Powerful drive motor guarantees constant level of extraction
- Mobil cyclone-extractors for small to mid-sized trades
- Includes adapter to attach two machines simultaneously
- Steel fan wheel resistant to suction of small pieces of wood
- High-quality powder coating creates scratch-resistant surface
- Complete with cartridge filter out of polyester, residual dust content 0,1 mg/m³
- Aerodynamically shaped, steel plate fan wheel ensures top performance
- Cartridge filter including cleaning brushes for removal of fine dust are part of equipment



The serially included adaptor offers 2 ports (diam. 100 mm).



Hose clamp with quick clamping guarantees uncomplicated bag change.



Automatic start-up ALV 10 / 1 M

When switching the wood working machine on / off, the dust collector automatically turns on / off with delay. (option)



Grounding set ES 1 (optional extra)

Attention! The dust collector must be grounded at all time to reduce the risk of fire and explosion.

**Best
Price**

NEW

€1.060,-
Price excl. VAT



Powerful motor with steel fan wheel.



Standard accessories:

- Waste bag
- Dust bag
- Cartridge filter
- Carriage

Technical data	RLA 1500
Capacity	950 m ³ /h
Filter area	3,5 m ²
Low pressure max.	2600 Pa
Inlet diameter	1x 125 mm / 2x 100 mm
Waste bag	Ø 370 x 500 mm
Waste bag volume	55 l
Volume dust bag	130 l
Idle speed	2850 rpm
Sound pressure	80 dB
Motor power output S ₁ 100%	2,2 kW (3,0 HP) / 400 V
Motor power input S ₆ 40%	3,0 kW (4,2 HP) / 400 V
Machine dimension (W x D x H)	1020 x 580 x 1940 mm
Weight approx.	80 kg
Art. no.	12-2168

Optional accessories:

	Art. no.	excl. VAT
Finedust - filter cartridge FP 6	12-10240	€ 240,-
Waste bag (2x 5 pcs.)	12-10320	€ 26,-
PVC-tube diam. 100 mm (4 m)	12-1069	€ 47,-
PVC-tube diam. 100 mm (10 m)	12-1070	€ 93,-
PU-tube diam. 100 mm (6 m)	12-1077	€ 100,-
Grounding set ES 1	12-1140	€ 25,-
Automatic start-up ALV 10 / 1 M	12-1150	€ 136,-

Cyclone-extractor

RLA 2000

The cyclone-extractor RLA 2000 improves through the double chip filtration (cyclone / cartridge filter) the performance of your wood working machine and keep the workspace free from chips and sawdust. Additionally, this model is equipped with an adjustable timer for an automatic activation or deactivation.

- Quick and easy changing of the waste bag through extendable collecting vessel
- Complete with cartridge filter out of polyester, residual dust content 0,1 mg/m³
- Steel fan wheel resistant to suction of small pieces of wood
- Adjustable timer for automatic activation and deactivation
- Mobil cyclone-extractors for small to mid-sized trades
- Includes adapter to attach three machines simultaneously
- High-quality powder coating creates scratch-resistant surface
- Including remote control to turn on and turn off the machine
- Easy control of the filling level through inspection glass



The adjustable timer allows an automatic activation or deactivation of the dust collector.



Cartridge filter including cleaning brushes for removal of fine dust are part of equipment.



Grounding set ES 1 (optional extra)

Attention! The dust collector must be grounded at all time to reduce the risk of fire and explosion.



Automatic start-up ALV 10 / 1 M

When switching the wood working machine on / off, the dust collector automatically turns on / off with delay. (option)

NEW

€1.280,-
Price excl. VAT



Serially with quick clamping lever for an easy access to the collecting vessel



powder coated

Standard accessories:

- Waste bag
- Cartridge filter
- Remote control
- Adjustable timer
- Extendable collecting vessel
- Carriage

BERNARDO
www.bernardo.at
SEMIPROFESSIONAL

Technical data	RLA 2000
Capacity	1350 m ³ /h
Filter area	2,6 m ²
Low pressure max.	2000 Pa
Inlet diameter	1x 150 / 3x 100 mm
Waste bag	Ø 360 x 700 mm
Waste bag volume	70 l
Volume collecting vessel	95 l
Idle speed	2850 rpm
Sound pressure	84 dB
Motor power output S ₁ 100%	1,5 kW (2,0 HP) / 400 V
Motor power input S ₆ 40%	2,1 kW (2,8 HP) / 400 V
Machine dimension (W x D x H)	1120 x 650 x 1740 mm
Weight approx.	85 kg
Art. no.	12-2167

Optional accessories:

	Art. no.	excl. VAT
Finedust - filter cartridge FP 8	12-10242	€ 240,-
Waste bag (2x 5 pcs.)	12-10321	€ 28,-
PVC-tube diam. 100 mm (4 m)	12-1069	€ 47,-
PVC-tube diam. 100 mm (10 m)	12-1070	€ 93,-
PU-tube diam. 100 mm (6 m)	12-1077	€ 100,-
Grounding set ES 1	12-1140	€ 25,-
Automatic start-up ALV 10 / 1 M	12-1150	€ 136,-

- Mobil cyclone-extractors for small to mid-sized trades
- Includes adapter to attach three machines simultaneously
- Automatic filter cleaning for consistent airflow
- Quick and easy changing of the waste bag through extendable collecting vessel
- Serially manometer allows control of the minimum volume flow
- Steel fan wheel resistant to suction of small pieces of wood
- High-quality powder coating creates scratch-resistant surface
- Complete with cartridge filter out of polyester, residual dust content 0,1 mg/m³
- Including remote control to turn on and turn off the machine
- Adjustable timer for automatic activation and deactivation
- Easy control of the filling level through inspection glass

BERNARDO
www.bernardo.at
PROFESSIONAL



Powerful drive motor guarantees constant level of extraction



Serially with motor-driven cleaning of the cartridge filter.



The serially included adaptor offers three ports (diam. 100 mm).



The adjustable timer allows an automatic activation or deactivation of the dust collector.



**Best
Price**

€1.880,-

Price exd. VAT

RLA 2700

Technical data	RLA 2700	RLA 3700
Capacity	2700 m ³ /h	3700 m ³ /h
Filter area	2,84 m ²	4,32 m ²
Low pressure max.	2800 Pa	2800 Pa
Inlet diameter	3 x 100 mm	3 x 100 mm
Waste bag	Ø 621 x 650 mm	Ø 621 x 960 mm
Waste bag volume	190 l	290 l
Volume collecting vessel	138 l	240 l
Idle speed	2850 rpm	2850 rpm
Sound pressure	74 dB	78 dB
Motor power output S ₁ 100%	3,0 kW (4,0 HP) / 400 V	3,0 kW (4,0 HP) / 400 V
Motor power input S ₆ 40%	4,2 kW (5,7 HP) / 400 V	4,2 kW (5,7 HP) / 400 V
Machine dimension (W x D x H)	1100 x 880 x 1800 mm	1340 x 900 x 2170 mm
Weight approx.	150 kg	171 kg
Art. no.	12-2169	12-2170

Standard accessories:

- Waste bag
- Self-cleaning cartridge filter
- Remote control
- Adjustable timer
- Extendable collecting vessel
- Carriage

Cyclone-extractors

RLA 3700

Dust collectors

The cyclone-extractors of the RLA-series improves through the double chip filtration (cyclone / cartridge filter) the performance of your wood working machine and keep the workspace free from chips and sawdust. Additionally, these models can also be used for suction of plastics, lint, etc.



Cartridge filter including cleaning brushes for removal of fine dust are part of equipment.



Grounding set ES 1 (optional extra)

Attention! The dust collector must be grounded at all time to reduce the risk of fire and explosion.



The serially remote control ensure a quick and easy turn on of the dust collector as well as adjusting of the timer.



Serially with quick clamping lever for an easy access to the collecting vessel



Automatic start-up ALV 10 / 1 M

When switching the wood working machine on / off, the dust collector automatically turns on / off with delay. (option)

€1.990,-
Price excl. VAT
RLA 3700

powder coated



The extendable collecting vessel allows a quick and easy discharging of the waste bag.

Optional accessories:

	Art. no.	excl. VAT
Finedust - filter cartridge FP 4 f. RLA 2700	12-1023	€ 253,-
Finedust - filter cartridge FP 5 f. RLA 3700	12-1024	€ 295,-
Waste bag for RLA 2700 (2 x 5 pcs.)	12-1031	€ 24,-
Waste bag for RLA 3700 (2 x 5 pcs.)	12-1032	€ 26,-
PVC-tube diam. 100 mm (4 m)	12-1069	€ 47,-
PVC-tube diam. 100 mm (10 m)	12-1070	€ 93,-
PU-tube diam. 100 mm (6 m)	12-1077	€ 100,-
Grounding set ES 1	12-1140	€ 25,-
Automatic start-up ALV 10 / 1 M	12-1150	€ 136,-

BERNARDO®
www.bernardo.at

You are welcome to request our current special offer catalogue at www.bernardo.at

Downdraft tables

AT 1000 HM / AT 1500 HM

- State-of-the-art design – allows for optimal working conditions and clean air at work
- Optimal filtration of extracted air, circulated back into work space
- Optimal fan design guarantees top efficiency and smooth run
- Suitable for sanding of any type of workpieces
- Extractable chip drawer at the front of machine
- Complete with hinged side panels for longer workpieces
- Installed fan, additional dust collector not necessary
- Rubber table protection guarantees scratch-free work
- Statically and dynamically balanced steel fan wheels

BERNARDO
www.bernardo.at
SEMIPROFESSIONAL



Rubber coating on table protects the workpiece from scratches.



Standard with stops for positioning the workpiece.



Grounding set ES 1 (optional extra)

Attention! The dust collector must be grounded at all time to reduce the risk of fire and explosion.

powder coated

NEW

€950,-
Price excl. VAT

AT 1000 HM

€1.250,-
Price excl. VAT

AT 1500 HM



Standard accessories AT 1000 HM:

- On-Off switch
- 2x filter (wood / metal)
- Rubber table protection
- Chip drawer
- 6x workpiece fence

Technical data	AT 1000 HM	AT 1500 HM
Table size	1000 x 550 mm	1550 x 550 mm
Table height	825 mm	825 mm
Max. load capacity	200 kg	225 kg
Capacity max.	2500 m ³ /h	2x 2500 m ³ /h
Motor power	1,0 KW (1,5 HP)	2x 0,75 kW (2x 1,0 HP)
Voltage	230 V / 50 Hz	230 V / 50 Hz
Machine dimension (W x D x H)	1070 x 630 x 930 mm	1660 x 620 x 900 mm
Weight approx.	66 kg	105 kg
Art. no.	12-2196	12-2197

The downdraft tables of the AT-series guarantee a clean work environment in single and small series production. A fan at the table allows for decent extraction of the sanding dust.

AT 2000 HM



Integrated filter (wood / metal) with large surface.



Easy emptying of sanding dust at the front of machine.



Extraction of the sanding dust also to the rear - advantage at large plates.

Through the lateral opening, the filtered air is added to the working space again.

NEW

BERNARDO
www.bernardo.at
SEMIPROFESSIONAL

powder coated

€1.460,-

Price excl. VAT

AT 2000 HM



Standard accessories
AT 1500 HM / AT 2000 HM:

- On-Off switch
- 4x filter (wood / metal)
- Rubber table protection
- Chip drawer
- 6x workpiece fence

Technical data AT 2000 HM

Table size	2110 x 550 mm
Table height	825 mm
Max. load capacity	250 kg
Capacity max.	2x 3000 m ³ /h
Motor power	2x 1,0 kW (2x 1,5 HP)
Voltage	230 V / 50 Hz
Machine dimension (W x D x H)	2170 x 620 x 920 mm
Weight approx.	132 kg
Art. no.	12-2198

Optional accessories:

	Art. no.	excl. VAT
Replacement filter (wood / metal)	12-1146	€ 64,-
Replacement filter (wood)	12-1144	€ 47,-
Grounding set ES 1	12-1140	€ 25,-

BERNARDO
www.bernardo.at

Power feeders


Our selection of feeding devices, from one of the world's biggest producers, ranges from amateur models to high spec industrial models, making it easy to find the right device for your requirements.

Baby M3 / AF 32 / AF 308

- Optimal to use in conjunction with small sized wood processing machines
- Complete with right and left turning device
- Rearranging the gear wheels allows for easy speed change (AF 32 / AF 308)
- Allows for individual settings for various work requirements
- Metal gearbox features hardened gear wheels (AF 32 / AF 308)
- Tiltable in any direction
- Continuous feeding speed, even at heavy load
- Complete with stand and extended bracket (AF 32 / AF 308)



Optional assembly plate QH-01 to allow for quick and easy attachment (Baby M3 / AF 32)




Individually adjustable and tiltable stand

BERNARDO®
www.bernardo.at
HOBBY



€463,-
Price excl. VAT

AF 32



€642,-
Price excl. VAT

AF 308

Optional accessories:

	Art. no.	excl. VAT
Roller RO-07 for BABY M3	13-1205	€ 13,-
Roller RO-08 for AF 32	13-1215	€ 13,-
Roller RO-10 for AF 308	13-1220	€ 17,-
Quick holder QH-01 for BABY M3 / AF 32	13-1290	€ 63,-
Flipper FP/01 (for self installation)	13-1300	€ 205,-



€351,-
Price excl. VAT

Baby M3

Technical data	Baby M3	AF 32	AF 308
Feeding speeds	2-12 m/min, stepless	6 / 8 / 9 / 13 m/min	2,9 / 4,5 / 5,8 / 7,5 / 9 / 11,5 / 15 / 23 m/min
Rollers	3 pcs.	3 pcs.	3 pcs.
Roller diameter	76 mm	80 mm	100 mm
Roller width	30 mm	30 mm	50 mm
Roller suspension	8,3 mm	18 mm	24 mm
Motor power	0,09 KW (0,12 HP)	0,18 kW (0,25 HP)	0,37 kW (0,5 HP)
Voltage	230 V	230 or 400 V	230 V
Weight approx.	10,5 kg	33 kg	50 kg
Art. no.	13-1005	13-1014 (230 V) 13-1015 (400 V)	13-1020

Power feeders

The MX series of feeding devices feature best quality, robust construction, high userfriendliness and reliability.

MX 38 MX 48

Power feeders

- Powerful motor designed for continuous operation
- Metal gear box with hardened gear wheels for consistent feeding speed
- Handwheel ensures user-friendly height adjustment
- Utilize in horizontal or vertical position
- Allows for individual settings for various work requirements
- Complete with forward and reverse
- Big suspension travel of each driven feed roller
- Robust, universal, grey cast-iron stand with polished guide rods



Ideal for spindle moulders for convenient feed disengagement. (optional extra)





€747,-*
Price excl. VAT
MX 48

€679,-*
Price excl. VAT
MX 38



BERNARDO
www.bernardo.at
SEMIPROFESSIONAL



Rearrangement of gear wheels allows for easy speed change.

Technical data	MX 38	MX 48
Feeding speeds	3,5 / 5 / 7 / 10 / 12,5 / 16 / 25 / 32 m/min	3,5 / 5 / 7 / 10 / 12,5 / 16 / 25 / 32 m/min
Rollers	3 pcs.	4 pcs.
Roller diameter	120 mm	120 mm
Roller width	60 mm	60 mm
Roller suspension	20 mm	20 mm
Motor power	0,75 kW (1,0 HP)	0,75 kW (1,0 HP)
Voltage	400 V	400 V
Weight approx.	57 kg	61 kg
Art. no.	13-1030	13-1035

Optional accessories:

	Art. no.	excl. VAT
Roller RO-12	13-1230	€ 19,-
Flipper FP/01 (for self installation)	13-1300	€ 205,-

BERNARDO[®]
www.bernardo.at

For technical requests you can reach us by e-mail at service@pwa.at

Mobile edge bending machine

EBM 50 E EBM 60 Profi

- Ideal for processing of ABS-, PVC-, melamine and veneer edges
- Stepless temperature control and fast preheating allow for immediate and ease of use
- Ideal for mobile applications such as assembly or repair work
- Stepless temperature control allows for variety of adhesives
- These models can be used stationary
- Glue application adjustable by finely adjustable knob
- Special glue roller allows for even application of glue
- On surfaces which are hard to access, for instance inner edges, the edge band can be pre-glued



Height adjustable guide plate for panels measuring 10 – 55 mm in thickness



Ideal for application of adhesives onto straight or curved workpieces (whether concave or convex shapes)



The adjustable guide system allows edge bands from 0.3 – 3 mm and edge heights from 10 – 55 mm

**Best
Price**



Quick adjustment of desired temperature

**Stepless
feed adjustment**

BERNARDO®
www.bernardo.at
SEMIPROFESSIONAL

Standard accessories:

- Stepless feed adjustment
- Digital temperature adjustment
- Stationary table
- Mobil transport box
- 1x Edge banding trimmer
- 1x End trimmer
- Tools

€790,-
Price excl. VAT
EBM 50 E

Technical data	EBM 50 E
Edge thickness (PVC)	0,3 – 3,0 mm
Edge height min./max.	10 – 55 mm
Heating-up time	5 - 7 min, depend on granulate
Working temperatur	120° - 180°
Glue tank	320 g
Feed speed	2 - 6 m/min
Motor power	765 W
Voltage	230 V
Machine dimension (W x D x H)	330 x 330 x 390 mm
Weight approx.	8,5 kg
Art. no.	14-2054B

Optional accessories:

	Art. no.	excl. VAT
Electric edge trimmer	14-2051A	€ 86,-
Dual end cutter KG 60 DUO	14-2019	€ 81,-
Vacuum clamps (2 pcs.)	14-2052	€ 61,-
Vacuum pump VC-B (2 pcs.)	14-2052B	€ 67,-
Glue granulate GL 2 (2 kg)	14-2046	€ 23,-

The EBM 50 E and EBM 60 Profi mobile edge banding machines are ideal for applying adhesives to straight, curved or round workpieces. Along with the low purchase price and the compact construction, these models are suitable for all types of wood processing whether fixed in workshops or as a mobile device on location. These models comes equipped with a variable feed setting.

EBM 50 E EBM 60 Profi



Convenient feed adjustment on handle from 2 - 6 m/min, ideal for processing of different workpieces



Easy adjustment of most commonly used bands (0.3 / 1 / 2 / 3 mm in width)



Height adjustable guide plate features scale to adjust to each workpiece



Lockable glue chambers ensure for high safety - no risk of burn if machine gets tilted



Powerful motor allows for continuous operation regardless of feed speed



Stepless temperature regulation allows for quick adjustment of temperature ranging between 120° - 180°

€995,-
Price exd. VAT
EBM 60 Profi



**Stepless
feed adjustment**

**Digital
temperature setting**

Standard accessories:

- Stepless feed adjustment
- Digital temperature adjustment
- Stationary table
- Mobil transport box
- 1x Edge banding trimmer
- 1x End trimmer
- Tools

Technical data	EBM 60 Profi
Edge thickness (PVC)	0,3 - 3,0 mm
Edge height min./max.	10 - 55 mm
Heating-up time	5 - 7 min, depend on granulate
Working temperatur	120° - 180°
Glue tank	320 g
Feed speed	2 - 6 m/min
Motor power	765 W
Voltage	230 V
Machine dimension (W x D x H)	330 x 330 x 390 mm
Weight approx.	8,5 kg
Art. no.	14-2050B

Optional accessories:	Art. no.	excl. VAT
Electric edge trimmer	14-2051A	€ 86,-
Dual end cutter KG 60 DUO	14-2019	€ 81,-
Vacuum clamps (2 pcs.)	14-2052	€ 61,-
Vacuum pump VC-B (2 pcs.)	14-2052B	€ 67,-
Glue granulate GL 2 (2 kg)	14-2046	€ 23,-



Edge bending machine

PEB 300

The model PEB 300 is an economic edge bending machine and built to suit the needs of the professional users. This model combined the characteristics of a stationary edge banding machine with the comfort of a mobile device.

- Adjustable guide system for use of edge thicknesses of 0,3 - 3 mm or edge heights of 10 - 65 mm
- 2 rubberized handles and a height-adjustable guide plate ensure effortless working
- Ideal for application of adhesives onto straight or curved workpieces, minimal inside radius 25 mm
- High efficiency, no edge material with advanced glue necessary
- Ideal for processing of ABS-, PVC-, melamine and veneer edges
- Glue is applied directly to the edge material
- On-off switch directly on the handle for easy operation
- Suitable for mobile or stationary use



Quick and easy adjustment of the desired edge height by scale



The required working temperature is set by potentiometers.



Lockable glue chambers ensure for high safety – no risk of burn if machine gets tilted

Info for edge bending set PEB 300 S see page 303

€990,-
Price excl. VAT



Standard accessories



Standard accessories:

- Mobil transport box
- Glue granulate 0,8 kg

Technical data	PEB 300
Edge thickness (PVC)	0,4 – 3,0 mm
Edge height min./max.	10 – 65 mm
Heating-up time	4 min (120°)
Working temperatur	120 – 200°
Glue tank	400 ml
Feed speed	4 m/min
Motor power	855 W
Voltage	230 V
Machine dimension (W x D x H)	340 x 300 x 350 mm
Weight approx.	8,0 kg
Art. no.	14-2001 (PEB 300) 14-2002 (PEB 300 S)

Optional accessories:	Art. no.	excl. VAT
Mobile dispenser BC 25	14-2017	€ 46,-
Edgeband trimmer KF 80	14-2018	€ 199,-
Dual end cutter KG 60 DUO	14-2019	€ 81,-
Vacuum kit VH 03	14-2021	€ 189,-
Electric vacuum kit VP 03	14-2022	€ 388,-
Vacuum handles (4 pcs.) VH 11	14-2023	€ 30,-
Stat. worktable set ST 95A with supporting disk and cutting unit	14-2024	€ 480,-
Guide component kit ST 97	14-2025	€ 203,-
Glue granulate GL 2 (2 kg)	14-2046	€ 23,-
Glue granulate GL 12 (6 x GL 2)	14-2047	€ 132,-

Edge bending machine

PEB 500 V

The PEB 500 V mobile edge banding machine is ideal for applying adhesives to straight, curved or round workpieces. Along with the low purchase price and the compact construction, these models are suitable for all types of wood processing whether fixed in workshops or as a mobile device on location. Additionally, this model offers a variable feed setting.

- Adjustable guide system for use of edge thicknesses of 0,3 - 3 mm or edge heights of 10 - 65 mm
- 2 rubberized handles and a height-adjustable guide plate ensure effortless working
- Comfortable apply of the edge material through stepless adjustable feed speed
- Ideal for application of adhesives onto straight or curved workpieces, minimal inside radius 25 mm
- Stepless temperature control and fast preheating allow for immediate and ease of use
- High efficiency, no edge material with advanced glue necessary
- Ideal for processing of ABS-, PVC-, melamine and veneer edges

€1.090,-
Price excl. VAT



The adjustable guide system allows edge bands from 0.3 - 3 mm and edge heights from 10 - 65 mm



Standard with guide plate for attaching the edge material in corners.



Height adjustable guide plate features scale to adjust to each workpiece

Stepless
feed adjustment



Clearly arranged control panel, operation via membrane keypad.

Info for edge bending set
PEB 500 V-S see page 303

Standard accessories:

- Mobil transport box
- Glue granulate 0,8 kg
- Stepless feed adjustment
- Digital temperature adjustment



BERNARDO
PROFESSIONAL

Technical data

PEB 500 V

Edge thickness (PVC)	0,4 - 3,0 mm
Edge height min./max.	10 - 65 mm
Heating-up time	4 min (120°)
Working temperatur	120 - 200°
Glue tank	400 ml
Feed speed	2 - 6 m/min
Motor power	855 W
Voltage	230 V
Machine dimension (W x D x H)	340 x 300 x 350 mm
Weight approx.	8,1 kg
Art. no.	14-2006 (PEB 500 V) 14-2007 (PEB 500 V-S)

Optional accessories:

	Art. no.	excl. VAT
Mobile dispenser BC 25	14-2017	€ 46,-
Edgeband trimmer KF 80	14-2018	€ 199,-
Dual end cutter KG 60 DUO	14-2019	€ 81,-
Vacuum kit VH 03	14-2021	€ 189,-
Electric vacuum kit VP 03	14-2022	€ 388,-
Vacuum handles (4 pcs.) VH 11	14-2023	€ 30,-
Stat. worktable set ST 95A with supporting disk and cutting unit	14-2024	€ 480,-
Guide component kit ST 97	14-2025	€ 203,-
Glue granulate GL 2 (2 kg)	14-2046	€ 23,-
Glue granulate GL 12 (6 x GL 2)	14-2047	€ 132,-

BERNARDO
www.bernardo.at

Edge bending machine

DR 500

The model DR 500 offers a high level of user-friendliness, since the integrated rechargeable battery enables wireless operation. Due to the compact design, this model is suitable for all types of wood processing, whether fixes in workshops or as a mobile device on location.

- Stepless temperature control and fast preheating allow for immediate and ease of use
- Ideal for application of adhesives onto straight or curved workpieces, whether concave or convex shapes
- Glue application adjustable by finely adjustable knob
- Ideal for processing of ABS-, PVC-, melamine and veneer edges
- Stepless adjustable feed speed directly on the handle
- Powerful drive motor ensures smooth running at every feed speed
- Ideal for mobile use, integrated battery for wireless operation



Clearly arranged control panel, operation via membrane keypad.



The supplied amount of glue can be set exactly via a rotary knob.



Convenient feed adjustment on handle from 2 – 6 m/min, ideal for processing of different workpieces

€1.390,-
Price excl. VAT



Standard accessories

Stepless feed adjustment

Optionally 230 V or battery operation

Standard accessories:

- Mobil transport box
- Glue granulate 0,8 kg
- Stepless feed adjustment
- Digital temperature adjustment



BERNARDO
PROFESSIONAL

Technical data	DR 500
Edge thickness (PVC)	0,4 - 3,0 mm
Edge height min./max.	10 - 65 mm
Heating-up time	4 min (120°)
Working temperatur	Mode 1: 120 - 200° Mode 2: 80 - 155°
Glue tank	400 ml
Feed speed	2 - 6 m/min
Motor power	855 W
Voltage	230 V
Machine dimension (W x D x H)	340 x 300 x 350 mm
Weight approx.	8,5 kg
Art. no.	14-2011 (DR 500) 14-2012 (DR 500 S)

Optional accessories:	Art. no.	excl. VAT
Lithium battery set LB 24	14-2016	€ 113,-
Mobile dispenser BC 25	14-2017	€ 46,-
Edgeband trimmer KF 80	14-2018	€ 199,-
Dual end cutter KG 60 DUO	14-2019	€ 81,-
Vacuum kit VH 03	14-2021	€ 189,-
Electric vacuum kit VP 03	14-2022	€ 388,-
Vacuum handles (4 pcs.) VH 11	14-2023	€ 30,-
Stat. worktable set ST 95A with supporting disk and cutting unit	14-2024	€ 480,-
Guide component kit ST 97	14-2025	€ 203,-
Glue granulate GL 2 (2 kg)	14-2046	€ 23,-
Glue granulate GL 12 (6 x GL 2)	14-2047	€ 132,-

Edge bending sets

PEB 300 S / PEB 500 V-S / DR 500 S

€1.290,-
Price excl. VAT
PEB 500 V-S



€1.690,-
Price excl. VAT
DR 500 S



€1.190,-
Price excl. VAT
PEB 300 S

Set consists of:

- Edge bending machine (1)
- Dual end cutter KG 60 DUO (2)
- Glue granulate 0,8 kg (3)
- Vacuum kit VH 03 (4)
- Edgeband trimmer KF 80 (5)
- 3x transport box (6)
- Carriage (7)

Mobile dispenser BC 25



- For clean supply of the required edge material
- Avoid possible damage compared to hanging edge material
- Can be used for edge material with a height of 10 - 62 mm and a thickness of 0,4 - 3,0 mm

Art. no.	Description	excl. VAT
14-2017	Mobile dispenser BC 25	€ 46,-

Edgeband trimmer KF 80



- Motor power 450 W (230 V) | • No load speed 30.000 rpm
- End mill diameter 6 mm
- Edge thickness 0,5 - 3 mm
- Weight approx. 2,3 kg
- Minimal inside radius 25 mm
- Delivery in high quality plastic box
- For cutting off protruding edge material made of ABS, PVC, melamine and veneer edges
- Adjustable scale (0,05 mm steps)
- Integrated dust extraction outlet at protective cover (180° turnable)
- Fence for corner rounding included

Art. no.	Description	excl. VAT
14-2018	Edgeband trimmer KF 80	€ 199,-

Dual end cutter KG 60 DUO



- Cutting off protruding start or end pieces
- Ergonomic handles for easy operation
- For vertical and even end sections, the frame can be opened




Scale for setting the edge protrusion

Art. no.	Description	excl. VAT
14-2019	Dual end cutter KG 60 DUO	€ 81,-

Vacuum kit VH 03




- Designed for use at gluing or milling of edges
- Quick clamping levers for quick mounting and dismounting of the vacuum clamps
- Easy and quick assembly of the workpiece, ideal for machining the edges on the top and bottom



Art. no.	Description	excl. VAT
14-2021	Vacuum kit VH 03	€ 189,-

Electric vacuum kit VP 03



- Horizontal and vertical clamping from -30° to 90°
- Easy and quick assembly of the workpiece, ideal for machining the edges on the top and bottom
- Powerful vacuum pump with high retention force
- No damage to sensitive surfaces due to rubberized support surface
- Fastening possibility of vacuum clamps using C-clamps


Art. no.	Description	excl. VAT
14-2022	Electric vacuum kit VP 03	€ 388,-

Vacuum handles (4 pcs.) VH 11



Art. no.	Description	excl. VAT
14-2023	Vacuum handles (4 pcs.) VH 11	€ 30,-

Stationary worktable set ST 95A with supporting disk and trimming device




PEB 500 V and KF 80 not included.

- Serially with support plate and cutting unit
- Ensures accurate work on small, thin or shaped workpieces
- Easy operation of the attached machines through integrated socket and on-off switch
- For mounting the edge banding machine (PEB 300 / PEB 500 V / DR 500) or the electric edge trimmer KF 80

Art. no.	Description	excl. VAT
14-2024	Stat. worktable set ST 95A with supporting disk and cutting unit	€ 480,-

Guide component kit ST 97



- For mounting at the stationary table ST 95A
- Precise workpiece guiding at gluing or milling

Art. no.	Description	excl. VAT
14-2025	Guide component kit ST 97	€ 203,-

Log splitter

HS 11 E / HS 14 E HS 16 E

- Comes complete with log lifter for the uplifting of heavy, oversize logs and stabilization of cut logs
- Allows for cutting of short and long logs up to 1100 mm
- Easy transport by trolley with large rubber wheels (HS 16 E)
- High quality powder coating ensures scratch proof surface
- Oversize splitting wedge features solid, durable plastic guide
- Stepless adjustable cutting stroke allows for less time consumption
- Low base plate with bevelled edge enables more convenient loading of large logs
- Lowerable cylinder reduces space requirements and simplifies transport
- Powerful hydraulic unit features high quality pressure hoses



Oversize splitting wedge features solid, durable plastic guide.



Powerful electro motor and high quality hydraulic pump.



For raising of heavy logs complete with mechanic log lifter.



Large rubber wheels allow for easy transport (HS 16 E).



Powder coated

Technical data	HS 11 E	HS 14 E	HS 16 E
Max. capacity	11 to	14 to	16 to
Log length	560 - 1040 mm	560 - 1040 mm	560 - 1100 mm
Log diameter	100 - 300 mm	100 - 300 mm	80 - 300 mm
Ram travel max.	850 mm	850 mm	948 mm
Forward speed	8,34 m/min	13,08 m/min	8,52 m/min
Workin speed	2,94 m/min	2,52 m/min	2,76 m/min
Return speed	3,66 m/min	3,12 m/min	3,84 m/min
Hydraulic pressure	25,5 Mpa	24,6 Mpa	27,7 Mpa
Hydraulic tank	7 l	7,5 l	18 l
Drive	E-Motor	E-Motor	E-Motor
Motor power S ₆ 40%	3,3 kW / 230 V	3,5 kW / 400 V	4,5 kW / 400 V
Machine dimension (L x W x H)	1200 x 1500 x 2300 mm	1200 x 1500 x 2300 mm	1400 x 1600 x 2400 mm
Weight approx.	174 kg	185 kg	259 kg
Art. no.	14-1206	14-1207	14-1208

2

Speed-System

The HS 11 E / HS 14 E / HS 16 E log splitter features innovative technology, such as two-handed safety operation, fast cutting speed for high work efficiency, stepless adjustable splitting stroke as well as a log lifter as part of the standard accessories.

HS 11 E / HS 14 E HS 16 E

Firewood processing



€870,-*
Price excl. VAT

HS 14 E

€790,-*
Price excl. VAT

HS 11 E

€1.320,-*
Price excl. VAT

HS 16 E

Standard accessories:

- Two-handed safety operation
- Log lifter
- Switch-Plug combination
- Oil filling
- Carriage
- Splitting wedge



Current second hand machines, remnants or sample machines are available at www.bernardo.at

Log splitter

HS 16 ZE HS 22 ZE

- Comes complete with log lifter for the uplifting of heavy, oversize logs and stabilization of cut logs
- Allows for cutting of short and long logs up to 1100 mm
- Selection of PTO drive and electro/ PTO drive
- High quality powder coating ensures scratch proof surface
- Oversize splitting wedge features solid, durable plastic guide
- Stepless adjustable cutting stroke allows for less time consumption
- Low base plate with bevelled edge enables more convenient loading of large logs
- Lowerable cylinder reduces space requirements and simplifies transport
- Powerful hydraulic unit features high quality pressure hoses

Powder coated



Oversize splitting wedge features solid, durable plastic guide.



Two-handed safety operation for safe work, forward speed alternatively fast or slow.



For raising of heavy logs complete with mechanic log lifter.



ZE-models with powerful electro motor and high quality hydraulic pump.


PTO shaft optional available

€1.790,-*
Price exd. VAT
HS 16 ZE

2

Speed-System

BERNARDO®
www.bernardo.at
PROFESSIONAL



Technical data	HS 16 ZE	HS 22 ZE	HS 30 Z	HS 30 ZE
Max. capacity	16 to	22 to	30 to	30 to
Log length	560 - 1100 mm	560 - 1100 mm	560 - 1100 mm	560 - 1100 mm
Log diameter	80 - 300 mm	80 - 350 mm	80 - 400 mm	80 - 400 mm
Ram travel max.	948 mm	948 mm	948 mm	948 mm
Forward speed	8,52 m/min	6,3 m/min	7,5 m/min	7,5 m/min
Workin speed	2,76 m/min	2,58 m/min	2,22 m/min	2,22 m/min
Return speed	3,84 m/min	4,5 m/min	4,02 m/min	4,02 m/min
Hydraulic pressure	27,7 Mpa	27,5 Mpa	26,1 Mpa	26,1 Mpa
Hydraulic tank	18 l	24 l	30 l	30 l
Drive	E-Motor and PTO	E-Motor and PTO	PTO	E-Motor and PTO
Motor power S _e 40%	4,5 kW / 400 V	5,1 kW / 400 V	-	5,5 kW / 400 V
Power take-off speed	540 rpm	540 rpm	540 rpm	540 rpm
Tractor capacity	>20 HP	>20 HP	>20 HP	>20 HP
Machine dimension (L x W x H)	1400 x 1500 x 2500 mm	1400 x 1500 x 2500 mm	1400 x 1500 x 2500 mm	1400 x 1500 x 2500 mm
Weight approx.	277 kg	314 kg	332 kg	372 kg
Art. no.	14-1209	14-1210	14-1211	14-1212

* Varying speed, depending on performance of tractor

The HS series of log splitters comes with a choice of PTO drive or a combination of electro-/PTO drive.

Innovative technology makes these models stand out, such as the two-handed safety operation, the fast cutting speed for high work efficiency, stepless adjustable cutting stroke as well as a log lifter as part of the standard accessories.

HS 30 Z HS 30 ZE

€1.870,-*

Price excl. VAT

HS 22 ZE

€2.050,-*

Price excl. VAT

HS 30 Z

€2.270,-*

Price excl. VAT

HS 30 ZE



Standard accessories:

- Two-handed safety operation
- Three-point mounting with attachment pins
- Log lifter
- Switch-plug-combination (ZE models)
- PTO shaft with cover
- Oil filling
- Carriage
- Splitting wedge

Optional accessories:

- PTO shaft for HS-models
- Hydraulic winch

Art. no.	excl. VAT
14-1202	€ 99,-
14-1221	€ 490,-



Serially with three-point attachment according to cat I/II and pins

Work benches

WB 1500 Hobby WB 2000 Hobby

- State-of-the-art work benches for craftsmen with high expectations
- Complete with 4 bench hooks for secure clamping of workpieces
- French clamping jaws on right and left feature oversize spindle with trapezoidal thread
- Features two borders for bench hooks to allow for various clamping options
- The surface of the work bench is untreated
- Adjustable threaded rods at machine base ensure lasting stability
- Prong-bonded timber slats guarantee high rigidity



French left jaw features spindle with trapezoidal thread and parallel rod guide



Work surface comes with two sets of holes for bench hooks



Prong bonded rear clamping jaw features solid parallel rod guide



€342,-
Price exd. VAT
WB 1500 Hobby

**Best
Price**



Technical data	WB 1500 Hobby	WB 2000 Hobby
Total board dimension	1500 x 650 mm	2000 x 650 mm
Board dimension without vises	1340 x 500 mm	1840 x 500 mm
Board thickness	30 mm	30 mm
Holes for bench hook	diam. 19 mm	diam. 19 mm
Clamping jaw left (front vise)	360 x 55 mm	360 x 55 mm
Clamping jaw right (rear vise)	360 x 55 mm	360 x 55 mm
Opening front / rear vise	140 / 140 mm	140 / 140 mm
Working height	845 mm	845 mm
Weight approx.	43 kg	52 kg
Art. no.	14-2273	14-2274

Standard accessories:

- 4 bench hooks (short)
- Storage shelf

Work bench support made from cooper beech, Adjusting range: 15,5 - 65 cm, step spacing: 9 cm, weight: 2,5 kg

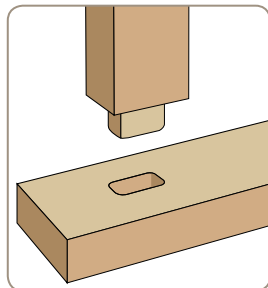
The cost efficient planing benches made from copper beech are available in two lengths – 1500 mm and 2000 mm. The extensive range of standard equipment which includes 4 bench hooks and a storage shelf makes these two models an attractive option for amateurs.

WB 1500 Hobby WB 2000 Hobby

Work benches



Prong bonding of boards guarantees high rigidity and maximum strength



Slot and pivot bonding in machine base ensures high stability

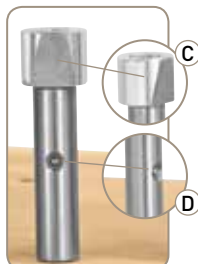
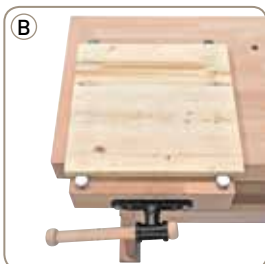



Includes shelf for additional storage



€380,-
Price excl. VAT
WB 2000 Hobby

- The standard equipment features four bench hooks to allow for straight-forward clamping of various workpieces (A + B)
- The bevelled edge of the clamping head (C) creates a pull down which clamps the workpiece securely to the work bench
- The clamping head is made of aluminium to eliminate the risk of damaging the workpiece
- Easy height adjustment of the bench hooks through adjustable pressure elements (D)



Optional accessories:

	Art. no.	excl. VAT
Bench hook set short (2 pcs.)	14-2281	€ 52,-
Bench hook set long (2 pcs.)	14-2282	€ 59,-

BERNARDO[®]
www.bernardo.at

Should you have any questions, please feel free to contact our service center +43 / 732 / 664015

Work bench

WB 2100 Profi

- Set up for installation of base cabinets EB1 / EB2 at a later time
- Complete with 4 bench hooks for secure clamping of workpieces
- Prong bonded beech slats guarantee high rigidity
- Solid work bench to allow for secure rest of heavy workpieces
- State-of-the-art planing benches for craftsmanship and training
- Adjustable thread rods on machine base ensure lasting stability
- Work bench, stand and clamping jaws made from steamed copper beech
- Major corners and edges are rounded
- In addition to the bench hook holes on the work bench there are holes on the front side which offer even more clamping options
- Oiled work bench improves surface protection



French left clamping jaw features steel spindle and parallel rod guide



Optionally available base cabinet EB 1

Made in Europe

€889,-
Price excl. VAT

WB 2100 Profi
incl. EB 1

€990,-
Price excl. VAT

WB 2100 Profi
incl. EB 2



Optionally available base cabinet with drawers EB 2

Technical data

WB 2100 Profi

Total board dimension	2120 x 760 mm
Board dimension without vises	1900 x 600 mm
Board thickness	40 mm
Holes for bench hook	diam. 19 mm
Clamping jaw left (front vise)	500 x 55 mm
Clamping jaw right (rear vise)	470 x 120 mm
Opening front / rear vise	210 / 180 mm
Bench hook border	38 x 120 mm
Working height	860 mm
Weight approx.	73 kg
Art. no.	14-2276

Standard accessories:

- Drawer
- Storage recess
- 2 x bench hooks short
- 2 x bench hooks long

BERNARDO
PROFESSIONAL

The classic collection of the Bernardo work benches made from copper beech feature precise workmanship and an excellent finish and are therefore the best choice for craftsmen and carpenters.

WB 2100 Profi



Prong bonded right clamping jaw with solid guide



Rear clamping jaw features felt rest to protect delicate workpieces



Practical storage recess integrated in work bench



€700,-
Price excl. VAT

WB 2100 Profi

Standard model with drawer



2x short + 2 x long bench hooks come standard

Optionally available:
Base cabinet EB 1 and EB 2

Optional accessories:	Art. no.	excl. VAT
Base cabinet EB 1	14-2277	€ 189,-
Base cabinet with drawers EB 2	14-2278	€ 290,-

Optional accessories:	Art. no.	excl. VAT
Bench hook set short (2 pcs.)	14-2281	€ 52,-
Bench hook set long (2 pcs.)	14-2282	€ 59,-

Router table

RT 2

- Standard with T-slot (19 mm) in the work table for attaching angle stops or various clamping devices
- Assembly of the router on the underside of the table top, mounting holes must be drilled by yourself
- Integrated suction connection for connecting a dust collector for a dust-free workplace
- Worktable made of plastic-coated 36 mm thick MDF table top
- Grooved insert plate (Bakelite) incl. 2 insert rings results in 3 hole sizes
- Including torsion-resistant moulding fence with measuring scales and T-slots (8 mm)
- Suitable for all common routers



Incl. 2 insert rings (diam. 67/32 mm) and free milling stop for milling various shapes.



Plastic-coated MDF moulding fence with T-slots and cutter protection.



2 pcs. adapter (70 or 63 mm) included at standard accessories.



€190,-
Price exd. VAT

BERNARDO
www.bernardo.at
HOBBY

**Best
Price**



Standard accessories:

- Moulder fence
- MDF stop
- Aluminium stop
- Insert plate 306 x 229 x 9 mm
- Measuring scales
- Guide pin
- Table insert rings
- Stand

Technical data

RT 2

Table size	800 x 605 mm
Table thickness	36 mm
Table height	860 mm
MDF stop	(2 pcs.) 458 x 152 x 25 mm
Aluminium stop	840 x 100 x 100 x 6 mm
Table opening	98 mm
Insert rings	67 / 32 mm
Dust extraction outlet	70 / 63 mm
Machine dimension (W x D x H)	950 x 605 x 1010 mm
Weight approx.	26 kg
Art. no.	14-2215

Router table

RT 3 T


- Suitable for all common routers
- Tilttable work table for easier mounting of the router
- Torsion-free, grey cast-iron machine table for maximum accuracy
- Solid moulding fence features anodized stop bars
- Incl. longitudinal groove in the work table for attaching the mitre fence, spring clamps, etc.
- With suction connection diam. 100 mm for the use of a dust collector
- Attractive price-benefit ratio

BERNARDO
SEMIPROFESSIONAL

Best price



Moulding fence with dust extraction outlet 100 mm, 2 adjustable aluminium stops and pressing device



Standard with insert rings to reduce the table opening.



Mitre fence moveable along entire table length.



For easier mounting of the router, the table can be tilted up.



€305,-
Price excl. VAT

Technical data

RT 3 T

Table size	780 x 505 mm
Table tilttable	0° - 45°
Table height	860 mm
Aluminium stop	2x 300 x 75 mm
Table opening	92 mm
Insert rings	60 / 30 mm
Dust extraction outlet	100 mm
Machine dimension (W x D x H)	880 x 675 x 1125 mm
Weight approx.	57 kg
Art. no.	14-2216

Standard accessories:

- Moulder fence
- Mitre fence
- Pressing device
- Table insert rings
- Stand

BERNARDO
www.bernardo.at

For your closest dealer, contact us at www.bernardo.at

Router table

RT 3 F

- Suitable for all common routers
- Tilttable work table for easier mounting of the router
- Vibration-free working due to stable cast steel construction
- Smooth sliding table for easier processing of oversize workpieces
- Robust moulding fence with finely adjustable aluminium stop bars
- With suction connection diam. 60 mm for the use of a dust collector
- Ideal for craftsmen and home users

BERNARDO®
www.bernardo.at
SEMIPROFESSIONAL



For easier mounting of the router, the table can be tilted up.



Spindle moulding fence comes complete with fine adjustment. Integrated dust outlet ensures proper dust removal.



Moveable fence with downholder



Inclusive sliding table

Best Price



€442,-
Price excl. VAT

Technical data

RT 3 F

Table size	785 x 505 mm
Sliding table	785 x 310 mm
Table tilttable	0° - 45°
Table height	860 mm
Aluminium stop	2x 300 x 75 mm
Table opening	92 mm
Insert rings	60 / 29 mm
Dust extraction outlet	60 mm
Machine dimension (W x D x H)	1020 x 780 x 1100 mm
Weight approx.	55 kg
Art. no.	14-2217

Standard accessories:

- Sliding table
- Moulder fence
- Pressing device
- Table insert rings
- Fence with downholder
- Stand

Universal stand

KSU 740

- Optimal for mitre saws, but also for small bandsaws, sanding machines.....
- Foldable for easy transport or space saving storage
- Workpiece support extractable up to 2000 mm, optimal for applying of long workpieces
- Ideal stand for the assembly and construction site use
- Ergonomic work through height adjustable workpiece supports (710 - 850 mm)
- Mounting rails with quick clamping comes standard
- Solid construction with low weight



Example of use with belt and disc sander

Best Price

Space saving, quick and easy foldable

Picture show standard accessories

€50,-
Price exd. VAT

NEW

- Standard accessories:
- Height adjustable workpiece supports
 - Mounting rail set (2 pcs.)

Technical data	KSU 740
Working length	820 - 2000 mm
Working height	710 - 850 mm
Load capacity max.	120 kg
Machine dimension (W x D x H)	910 x 540 x 710 mm
Dimension folded	900 x 500 x 210 mm
Weight approx.	10 kg
Art. no.	07-1536



Universal stand

KSU 1100

- Roller support with tiltable end stops stepless extractable
- Optimal for mitre saws, but also for small bandsaws, sanding machines.....
- Foldable for easy transport or space saving storage
- Ergonomic work through height adjustable workpiece supports (900 – 1145 mm)
- Optimal for applying of long workpieces, solid construction (max. load capacity 150 kg)
- Ideal stand for the assembly and construction site use
- Mounting rails with quick clamping comes standard
- Including rollers for easy transport



The moveable mounting rails can be adjusted quickly and easily to the machine width



Roller supports stepless extractable and height adjustable on both sides



Easy relocation through big dimensioned rollers.



NEW

Universal in use

Including carriage

Picture show standard accessories

€91,-
Price excl. VAT

Space saving, quick and easy foldable

Technical data	KSU 1100
Working length	1210 - 2980 mm
Working height	900 - 1145 mm
Load capacity max.	150 kg
Machine dimension (W x D x H)	1320 x 670 x 900 mm
Dimension folded	1300 x 530 x 300 mm
Weight approx.	17 kg
Art. no.	07-1537

- Standard accessories:**
- Height adjustable workpiece supports
 - Mounting rail set (2 pcs.)
 - Carriage

Universal stand

KSU 1560

- Roller supports stepless extractable and height adjustable on both sides
- Robust aluminium-steel construction with low weight
- Universal useable for table saws, mitre saws, sanding machines, etc.
- Compact transport dimension due to foldable construction
- Wide range of accessories comes standard
- Ideal stand for the assembly and construction site use
- Easy relocation through big dimensioned roller.



Serially with integrated plug sockets 230 V (3 pcs.)



The moveable mounting rails can be adjusted quickly and easily to the machine width



Vice with quick clamping comes standard.

Including carriage



Optimal for single and series work, roller supports as standard with tiltable end stops.



The roller supports attend as feeding and removal aid at thickening.

Universal in use



Picture show standard accessories

NEW

€159,-
Price exd. VAT

Technical data	KSU 1560
Working length	1400 - 2900 mm
Working height	815 - 1190 mm
Load capacity max.	250 kg
Machine dimension (W x D x H)	1800 x 700 x 815 mm
Dimension folded	1800 x 700 x 250 mm
Weight approx.	28 kg
Art. no.	07-1538

- Standard accessories:**
- Roller support with tiltable end stop (2 pcs.)
 - Work light with mounting rail
 - Vice with quick clamping
 - Mounting rail set (2 pcs.)
 - Plug socket 230 V (3 pcs.)
 - Carriage



Universal carriage

UF 300

- For easy transport and relocation
- Serially with 2 pcs. steering roller and wedging brake
- Quick and easy assembling
- Many different size adjustments due to the breadboard
- Optimal for bandsaws, sanding machines, planer machines, drilling machines, etc.




Serially equipped with steering wheel and locking brake.



Universal
in use

Best
Price










€68,-
Price exd. VAT



Technical data	UF 300
Minimal size square	275 x 275 mm
Maximal size square	880 x 880 mm
Minimal size rectangular	427 x 275 mm
Maximal size rectangular	1275 x 475 mm
Hole spacing	25 mm
Capacity	300 kg
Art. no.	56-1070

- Standard accessories:
- 2 pcs. steering wheel
 - Locking brake


Hobelmesser HSS	Hobelmessereinstellehre HML	Westcott - Bohrfutter	Kopiereinrichtung
Planer knives HSS	Planer knives adjustment HML	Westcott chuck	Copying device
			
Diverse Abmessungen von 205 mm bis 630 mm erhältlich	2 Stk. magnetische Einstellehren in Holzkassette	Spannbereich: 0 - 16 mm	Zum Kopieren vom Originalteil oder nach Schabole, Kopierlänge 850 mm
Different dimensions from 205 mm to 630 mm available	2 pcs. magnetic adjust gauge, packed in wooden case	Spannbereich: 0 - 20 mm	copying device for copying of original parts ore templates, Copying length 850 mm
Kopiereinrichtung Deluxe	Absaugung für Drechselmaschinen	Universal-Untergestell ULEG	Verlängerung für ULEG
Copying device Deluxe	Sweeper for woodturning lathe	Universal-stand ULEG	Extension for ULEG
			
Zum Kopieren vom Originalteil oder nach Schabole, Kopierlänge 1200 mm	Absauganschluss: 100 mm	Arbeitslänge: 535 - 910 mm	Arbeitslänge: 500 - 870 mm
copying device for copying of original parts ore templates, Copying length 1200 mm	Höhenverstellbar	Arbeitshöhe: 635 - 865 mm	Arbeitshöhe: 635 - 865 mm
	Dust extraction outlet: 100 mm	Working length: 535 - 910 mm	Working length: 500 - 870 mm
	Height adjustable	Working height: 635 - 865 mm	Working height: 635 - 865 mm
Spannzangenset M 24 / M 33, 6 tlg.	Mitnehmerset M 33 x 3,5, 7-tlg.	Mitnehmerset M 33 x 3,5, 9-tlg.	Handauflagen-Set 4 tlg.
Collet chuck system M 24 / M 33, 6 pcs.	Drive center set M 33 x 3,5 - 7 pcs.	Drive center set M 33 x 3,5 - 9 pcs.	Glide bowl turner´s toolrest set 4 pcs.
			
Spannzangen: 6 / 10 / 12 / 16 mm / 5,8"	Gewinde M33 x 3,5 mm, je 3 Stk. Vierzack- und Vielzackmitnehmer	Gewinde M33 x 3,5 mm, inkl. 2 Rollkörner MK 1 und MK 3	Handauflagenset für verschiedenste Bearbeitungsvorgänge
Collets: 6 / 10 / 12 / 16 mm / 5,8"	Thread M33 x 3,5 mm, each 3 pcs. 4 tooth and multi tooth drive center	Thread M33 x 3,5 mm, incl. 2 live center MT 1 and MT 2center	Glide bowl turner´s toolrest set for a wide variety of machining operations
4-Backen-Planscheibe 150 mm	4-Backenspannfutter	3-Backenspannfutter	Selbstzentrierendes Spannfutter
4-jaw independent chuck 150 mm	4-jaw chuck	3-jaw chuck	Self-centering chuck
			
Gewinde M33, Backen einzeln verstellbar	Durchmesser 125 mm bzw. 150 mm	Durchmesser 125 mm bzw. 150 mm	Spannbereich: 40 - 70 mm
Thread M33, jaws separately adjustable	Gewinde M33, zentrisch spannend	Gewinde M33, zentrisch spannend	Gewinde M33
	Diameter 125 mm or 150 mm	Diameter 125 mm or 150 mm	Range: 40 - 70 mm
	Thread M33, centric clamping	Thread M33, centric clamping	Thread M33

System-Spannfutterset 6-tlg.	Spannfutter M 70	Spannfutter M 95	Spannfutter M 115
6 pcs. power chuck set	Chuck M 70	Chuck M 95	Chuck M 115
			
Viele Spannmöglichkeiten	Durchmesser 70 mm, Gewinde 1"x8TPI mit Schwalbenschwanzbacken Typ A	Durchmesser 95 mm, Gewinde M33 mit Schwalbenschwanzbacken Typ A	Durchmesser 115 mm, Gewinde M33 mit Schwalbenschwanzbacken Typ A
Various clamping possibilities	Diameter 95 mm, thread 1"x8TPI with dovetail jaws type A	Diameter 95 mm, thread M33 with dovetail jaws type A	Diameter 115 mm, thread M33 with dovetail jaws type A
Spannfutter-Set Premium M 70	Spannfutter-Set Premium M 95	Spannfutter-Set Premium M 115	Profi-Drechselmessersatz A
Power chuck set Premium M 70	Power chuck set Premium M 95	Power chuck set Premium M 115	Profi-chisel set A
			
Durchmesser 95 mm, Gewinde 1"x8TPI inkl. 5 verschiedene Backen	Durchmesser 95 mm, Gewinde M33 inkl. 5 verschiedene Backen	Durchmesser 110 mm, Gewinde M33 inkl. 5 verschiedene Backen	HSS, 6-tlg.
Diameter 95 mm, thread 1"x8TPI incl. 5 different jaws	Diameter 95 mm, thread M33 incl. 5 different jaws	Diameter 110 mm, thread M33 incl. 5 different jaws	Heftlänge: 340 / 300 / 255 mm
Profi-Drechselmessersatz B	Standard-Drechselmessersatz C	Starter-Drechselmessersatz D	Mini-Drechselmessersatz E
Profi-chisel set B	Standard-chisel set C	Starter-chisel set D	Mini-chisel set E
			
HSS, 8-tlg.	Carbon, 6-tlg.	HSS, 5-tlg.	HSS, 5-tlg.
Heftlänge: 240 mm	Heftlänge: 340 / 300 / 255 mm	Heftlänge: 440 / 410 / 300 / 255 mm	Heftlänge: 160 mm
HSS, 8 pcs.	Carbon, 6 pcs.	HSS, 5 pcs.	HSS, 5 pcs.
Handle length: 240 mm	Handle length: 340 / 300 / 255 mm	Handle length: 440 / 410 / 300 / 255 mm	Handle length: 160 mm
Mini-Drechselmessersatz F	Schleifscheiben SBS	Schleifbandreiniger	Filtersack
Mini-chisel set F	Sanding discs SBS	Belt cleaner	Filter bag
			
HSS, 3-tlg.	Diamantschleifscheibe SBS 700 / 1000	Erhöht die Standzeit von Schleifbändern und Schleifhülsen	Für sämtliche BERNARDO
Heftlänge: 200 mm	Schleifscheibe für SBS 400	Increase the lifetime of sanding belts and sanding discs	Absauganlagen
HSS, 3 pcs.	Diamond sanding disc SBS 700 / 1000		For all BERNARDO
Handle length: 200 mm	Sanding disc for SBS 400		dust collectors


Absaug sack	Reinluftfilterpatronen	Adapter	Y-Abzweigung
Waste bag	Cartridge filter	Adapter	Y-Divergency
			
Für sämtliche BERNARDO Absauganlagen For all BERNARDO dust collectors	3 verschiedene Größen: Filterfläche: 1,9 / 4,4 / 8 m ² 3 different sizes: Filter area: 1,9 / 4,4 / 8 m ²	Aussendurchmesser: 100 - 70 / 65 - 45 / 40 - 40 / 35 - 35 Outside diameter: 100 - 70 / 65 - 45 / 40 - 40 / 35 - 35	Ø 130 mm auf 2x 100 mm Ø 150 mm auf 3x 100 mm Ø 130 mm to 2x 100 mm Ø 150 mm to 3x 100 mm
PVC-Spiralabsaugerschlauch	PU-Spiralabsaugerschlauch	Erdungsset ES 1	Einschaltautomatik ALV 2 / M 230
PVC-tube	PU-tube	Grounding set ES 1	Automatic start-up ALV 2 / M 230
			
Durchmesser 100 mm Länge 4 m bzw. 10 m Diameter 100 mm Länge 4 m or 10 m	Durchmesser / Diameter: 60 / 80 / 100 / 120 / 160 / 180 mm Länge / Length: 4 / 6 / 10 m	Schützt die Absauganlage vor Feuer- und Explosionsgefahr Protect the dust collector against the risk of fire and explosion	Schaltvermögen AC-1: 230 V / 10A Schaltvermögen AC-3: 230 V / 4A Breaking capacity AC-1: 230 V / 10A Breaking capacity AC-3: 230 V / 4A
Einschaltautomatik ALV 10 / 1 M	Vorschubrollen	Vorschubabklappeinrichtung FP/01	Hohlstemböhrer
Automatic start-up ALV 10 / 1 M	Rolls for power feeders	Flipper FP-01	Mortising chisels
			
Für Maschinen bis 4,0 kW Motorleistung mit 230 V bzw. 400 V For machines up to 4,0 kW motor power with 230 V or 400 V	Verschiedene Vorschubrollen Ø 76 / 80 / 100 / 120 Different rolls for power feeders Ø 76 / 80 / 100 / 120	Zeitsparend, keine Demontage des Vorschubapparates nötig Time saving, no disassembling of the power feed necessary	Größen / Sizes: 6,35 / 8,0 / 9,5 / 12,7 / 15,87 19,0 / 25,4 mm
Langlochbohrer-set 6-tlg.	Tischler-Set 3-tlg.	Tischler-Set 5-tlg.	Gleitmittel Waxilit
Mortising bit set 6 pcs.	Woodworking kit 3 pcs.	Woodworking kit 5 pcs.	Lubricant Waxilit
			
Ø 6 / 8 / 10 / 12 / 14 / 16 mm Rechts- bzw. linksschneidend Ø 6 / 8 / 10 / 12 / 14 / 16 mm Clock- and counterclockwise	Unerlässlich für Tischlerarbeiten Necessary for carpenter works	Unerlässlich für Tischlerarbeiten Necessary for carpenter works	Unerlässlich in der Holzbearbeitung Essential in the area of woodworking

Vorritzsägeblatt	Sägeblattset im Alukoffer, 3-tlg.	Sägeblattset im Alukoffer, 3-tlg.	Leichtmetall - Hobelkopf
Scoring sawblade	TCT sawblade set in aluminium case	TCT sawblade set in aluminium case	Cutter head
			
Durchmesser: 80 / 90 / 120 mm	Durchmesser / diam: 250 mm	Durchmesser / diam. 300 / 315 mm	125 x 130 x 40 mm / 125 x 170 x 40 mm
Diameter: 80 / 90 / 120 mm	Zähne / teeth: 24 / 60 / 80	Zähne / teeth: 28 / 48 / 72	125 x 210 x 40 mm / 125 x 230 x 40 mm
	Bohrung / hole: 30 mm	Bohrung / hole: 30 mm	125 x 240 x 40 mm
	Reduzerring / reducing ring: 25,4 / 20 mm	Reduzerring / reducing ring: 25,4 / 20 mm	
Multiprofilfräser	Trapez-Verleimfräser	Spitzverleimfräser	Falzmesserkopf
Multi profile cutter head	Finger joint cutter head	V-glue joint cutter head	Rebating cutter head
			
120 x 40 x 30 mm	130 x 60 x 30 mm - Z2	120 x 50 x 30 mm - Z2	125 x 50 x 30 mm - Z4/V4
160 x 50 x 30 mm			150 x 50 x 30 mm - Z4/V4
Falzmesserk. m. ziehenden Schneiden	Schwenkmesserkopf	Abplattfräser	Verstellnuter
Rebating cutter head w. shear angle	Adjustable bevel cutter head	Panel raising cutter head	Adjustable groove cutter head
			
125 x 50 x 30 mm - Z4/V4	120 x 40 x 30 mm - Z2 / 2 x 45°	160 x 17 x 30 mm	Mit Zwischenringen
150 x 50 x 30 mm - Z4/V4		180 x 20 x 30 mm	160 x 4 - 7,5 x 30 mm
			With spacer ring
			160 x 4 - 7,5 x 30 mm
Verstellnuter	Universal - Profilmesserkopf	Universal-Profilmesserkopfset	Anlaufingset 12-tlg.
Adjustable groove cutter head	Universal cutter head	Universal cutter head set	Butting ring set 12 pcs.
			
Mit Zwischenringen	100 x 40 x 30 mm	100 x 40 x 30 mm	Lieferung in Holzkassette
160 x 12 - 24 x 30 mm		Inkl. 7 Messer	Delivered in wooden case
With spacer ring		Incl. 7 Messer	
160 x 4 - 7,5 x 30 mm			


notes



notes



notes



BERNARDO[®]
www.bernardo.at

PWA Handelsges.m.b.H.

4020 Linz | Nebingerstraße 7a | Austria
phone: +43.732.66 40 15 | Fax: +43.732.66 40 15-9
e-mail: bernardo@pwa.at | www.bernardo.at