


MODEL 171

Shown on left rpm sensor

- 1 Suspension strut
- 2 Screw
- 3 Screw
- 4 Electrical connector
- 5 Bolts
- 6 Fender liner
- 7 Retaining clamp
- 8 Steering knuckle










L6/1 Left front rpm sensor



P42.30-2100-06

Modification notes

5.3.12	"Unclip electrical feed lines" added	Step 5	AR33.10-P-0100-06V
--------	--------------------------------------	--------	--------------------

 	Remove/install		
 Danger!	Risk of death caused by vehicle slipping or toppling off of the lifting platform.	Align vehicle between columns of vehicle lift and position four support plates at vehicle lift support points specified by vehicle manufacturer.	AS00.00-Z-0010-01A
	Notes on self-locking nuts and bolts		AH00.00-N-0001-01A
1	Raise vehicle with vehicle lift		AR00.60-P-1000V
2	Remove the front wheels		AP40.10-P-4050V
3	Remove rear section of fender liner (6) in front fender		AR88.10-P-1300V
4	Separate electrical connector (4) from left front rpm sensor (L6/1) on front axle electrical distributor		AR33.10-P-0100-06V
5	Unclip electrical feed line of left front rpm sensor (L6/1) from retaining clip (7)	 Installation: Ensure lines are installed correctly.	
6	Support steering knuckle (8) with transmission lifter and transmission platform and lash securely		
7	Remove bolts (5) of suspension strut (1) from steering knuckle (8)		*BA32.25-P-1008-01B
8	Remove bolt (3) from steering knuckle (8)	 The bolt and nut without collar must be replaced. The washers are discontinued. Tightening torque only valid for threaded connection with collar. 	*BA32.25-P-1010-01B
9	Remove bolt (2) of left front rpm sensor (L6/1)		*BA42.30-P-1001-01A
10	Pull left front rpm sensor (L6/1) out of steering knuckle (8)		
11	Install in the reverse order		
12	Connect STAR DIAGNOSIS and read out fault memory		AD00.00-P-2000-04A

 Front axle shock absorber

Number	Designation	Model
		171

BA32.25-P-1008-01B	Self-locking bolt, suspension strut to steering knuckle at bottom	Nm	110
BA32.25-P-1010-01B	Self-locking nut, suspension strut to steering knuckle at top	Stage 1	Nm 100
		Stage 2	└° 90

Nm Front axle rpm sensor

Number	Designation	Model 171
BA42.30-P-1001-01A	Self-locking bolt, front axle rpm sensor to steering knuckle	Nm 25