



# How it works

*Documentation and guide*





## What is Forestgram?

Forestgram is a web site that can help you grow your account on Instagram. It will run 24 hours a day by performing likes and follows on your target audience. Other than that it can post the content for your, comment under posts and unfollow accounts.

Forestgram is a powerful software that can grow your Instagram account through native ways by interacting with users from the target audience. How it can help you and your business? It can grow your Instagram followers naturally or artificially.

Natural Instagram growth - by using Forestgram marketing tool you can set hashtags you want us to like or comment images on behalf of your account: 60-80 likes per hour, you can post photos, videos from our dashboard and much more.

Artificial Instagram growth - we have created thousands of profiles on Instagram that look like real ones, but controlled by our software. You can select amount of followers you require us to add and we can increase your followers or likes up to 500 000 in a short time.

## I have paid, but can't access?

Once you have subscribed and paid, your account will be active in 5 to 60 minutes as we look through all registrations manually to confirm the payment.

---

## Is it safe to use?

Yes, Forestgram is safe. We do not recommend any manual activities such as liking, commenting while your account is linked with the app since these interfere with our software activities.

## What is a cron job?

Yes, the speed is called Cron Job. It varies in minutes/seconds as a metric for speed usage.

## I have been blocked, why?

We do not recommend any manual activities such as liking, commenting while your account is linked with the app since these interfere with our software activities. Performing manual activities might block following/liking for a time of 2 to 14 days, not your account.

## Can I use Instagram app manually with Forestgram?

No, we do not recommend using Instagram app manually.

---

## How to connect my Instagram account?

- 1) Navigate to: <https://www.forestgram.com/instagram/index.php/instagram/account>

The screenshot shows the Forestgram Instagram Marketing Dashboard. The left sidebar contains a menu with options: DASHBOARD, ARTIFICIAL GROWTH, SCHEDULE, PHOTOS/VIDEOS, SCHEDULE DIRECT, MESSAGES, SCHEDULE COMMENTS, AUTOMATIC LIKES, AUTOMATIC FOLLOWS, and SCHEDULE FOLLOW BACK. The main content area is titled 'MANAGE ACCOUNTS' and includes a button 'Add new Instagram account' and an 'Action' dropdown. Below this is a table with columns: No., Username, Status, and Option. The table contains two rows of accounts.

No.	Username	Status	Option
1	oussama.brown	On	[Trash icon]
2	Ichabadmw	On	[Trash icon]

Below the table, there is a section titled 'Need to add more accounts?' with a message: 'Select number of accounts below, provide payment and you will be contacted shortly with increased number of accounts.' It includes a dropdown for 'Select number of accounts' showing '+ 1 Account \$10.00 USD' and a 'Buy Now' button. At the bottom, there are payment icons for Visa, Mastercard, and others, along with a 'Send us a message' button and a 'jivochat' widget.

- 2) Click on Add new Instagram account

The screenshot shows the Forestgram Instagram Marketing Dashboard with a modal form titled 'Add Instagram account by entering your Instagram username and password'. The form has two input fields: 'Username' (containing 'forestgramapp') and 'Password' (containing '.....'). Below the fields is a 'Submit' button. A red message 'System processing' is displayed above the form. Below the form, there is a detailed instruction in red text: 'To start Instagram automation you need to enter your Instagram username and password. We will not save your password and username in our database. Follow this steps: 1) Enter your username and password 2) Click on button "Submit". 3) Once you will see a "checkpoint\_required" open an Instagram from the app and tap on "It was me" on Instagram app. 4) Enter your username and password again, click on "Submit" and the account will be seen below or on Manage Instagram Accounts page.'

- 3) Type username and password of Instagram account. Do not worry, we don't save your password and all data are encrypted.

---

4) If you don't see any message after System processing. Wait for 10 seconds and click again on Submit.

5) Do the same if you do not see any other message. Open the app and keep refreshing your profile or perform likes/follows on the app to show the action while you click on submit.

6) Next you should see: **Update successfully** or **checkpoint\_challenge\_required**.

On "**Update successfully**" the page will be refreshed and your account is connected.

On "**checkpoint\_challenge\_required**" that means you need to open Instagram app (app only, not web site) and tap on "It was me" as it is a security checkpoint from Instagram to allow us to perform the action.

If you do not see any other message, send an email to [support@forestgram.com](mailto:support@forestgram.com) and we will help you.

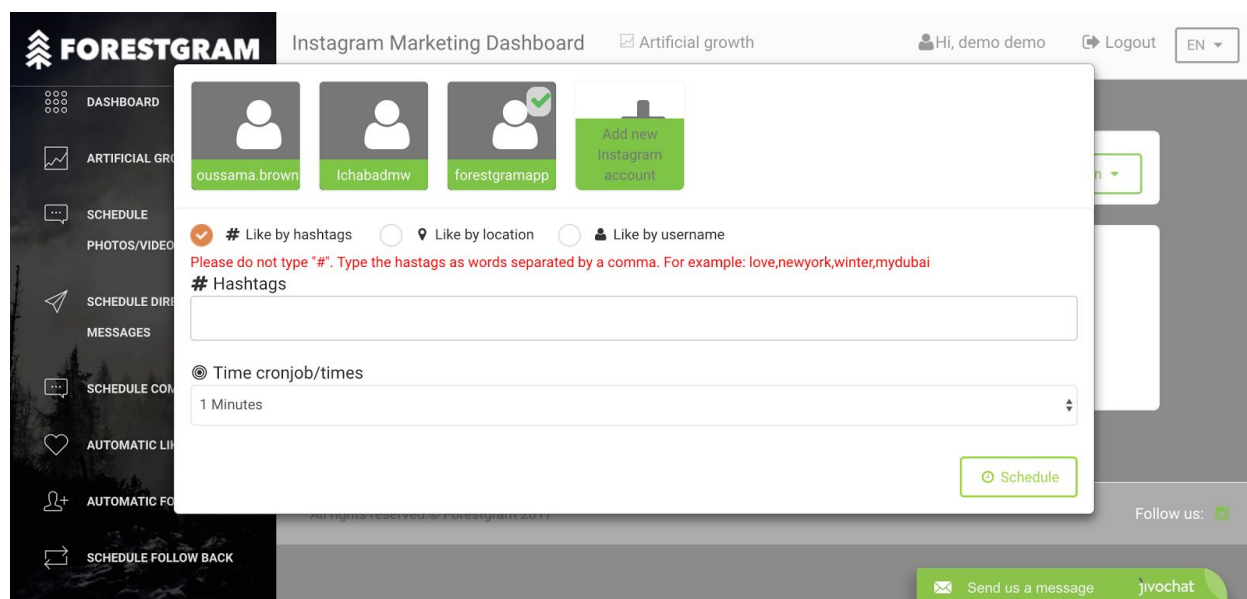
## How to start automatic likes?

Navigate to Automatic likes: <https://www.forestgram.com/instagram/index.php/instagram/like>

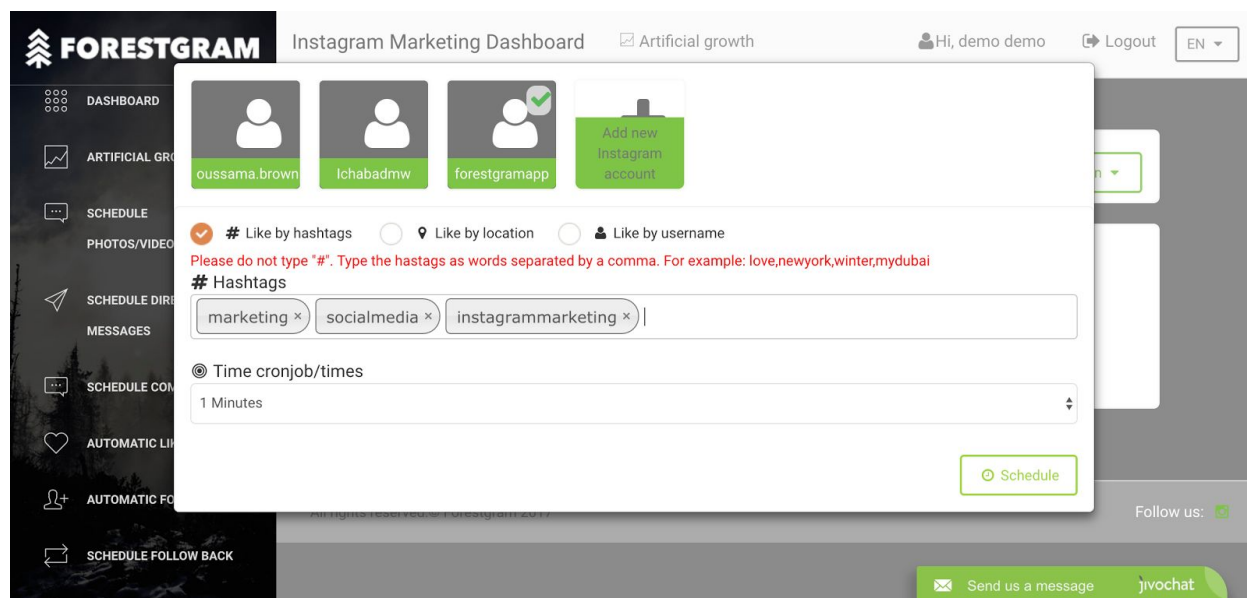
1) Click on Add new

---

2) Select Instagram account as on image:



3) You can set likes by hashtags, location or followers of particular account (not recommended). We recommend to set the hashtags, type the hashtags you think are relevant as on image below and click on schedule:



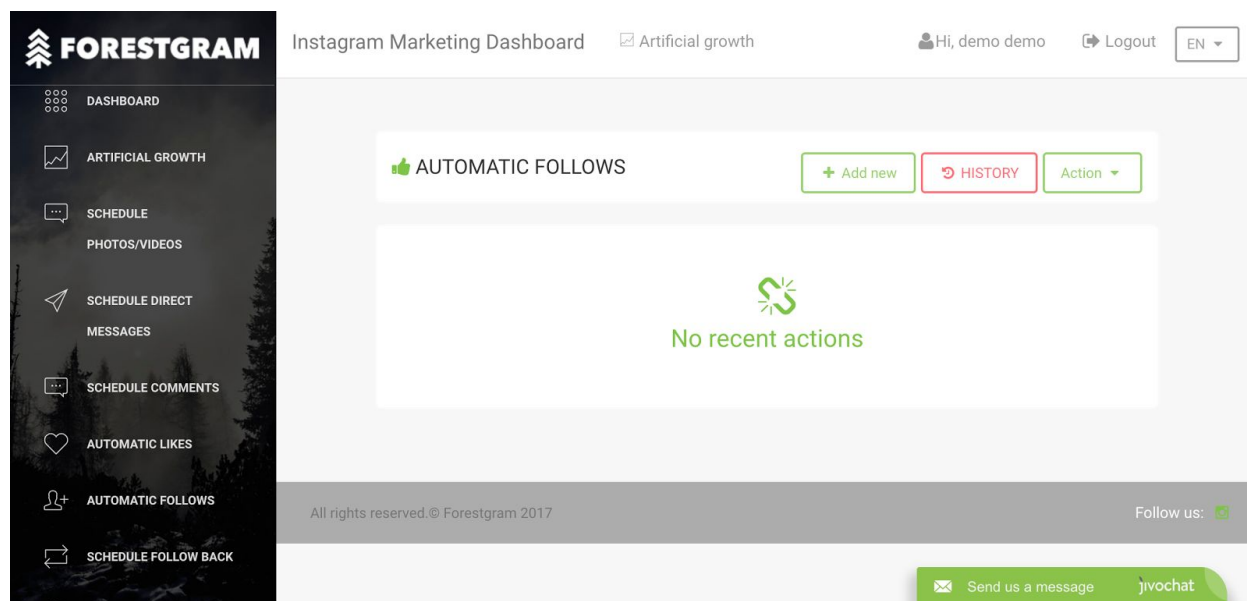
4) Now Forestgram will like images 24 hours a day.

## How to start automatic follows?

Navigate to Automatic follows:

<https://www.forestgram.com/instagram/index.php/instagram/follow>

1) Click on Add new:



2) Set hashtags you think are relevant, select the Instagram account, select Cron job to 2 minutes or 3 minutes and click on Schedule.

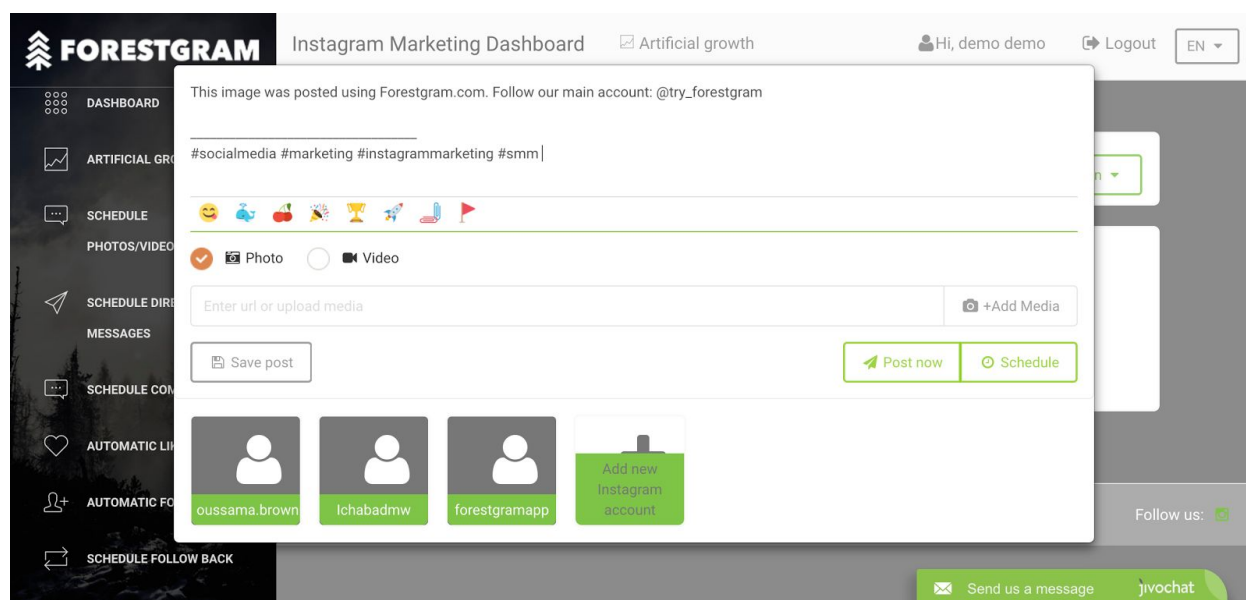
The same applies for unfollowing and others.

## How to start post photos/videos or schedule photos/videos?

Navigate to Schedule photos/videos:

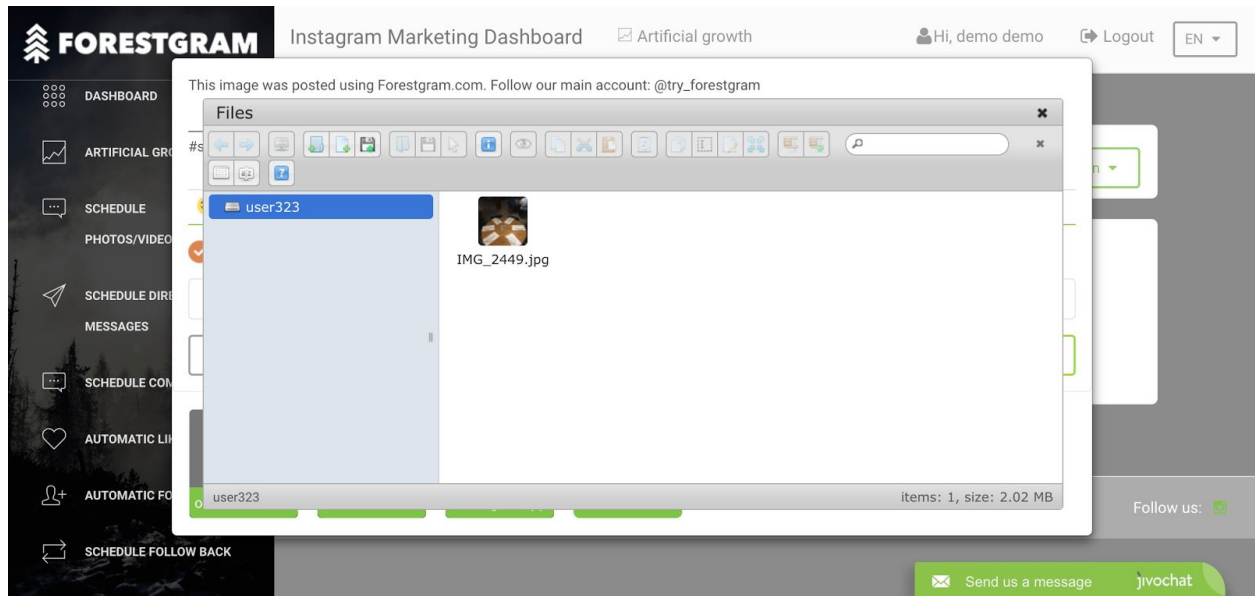
<https://www.forestgram.com/instagram/index.php/schedule>

- 1) Click on Add new
- 2) Type the description for the post along with hashtags



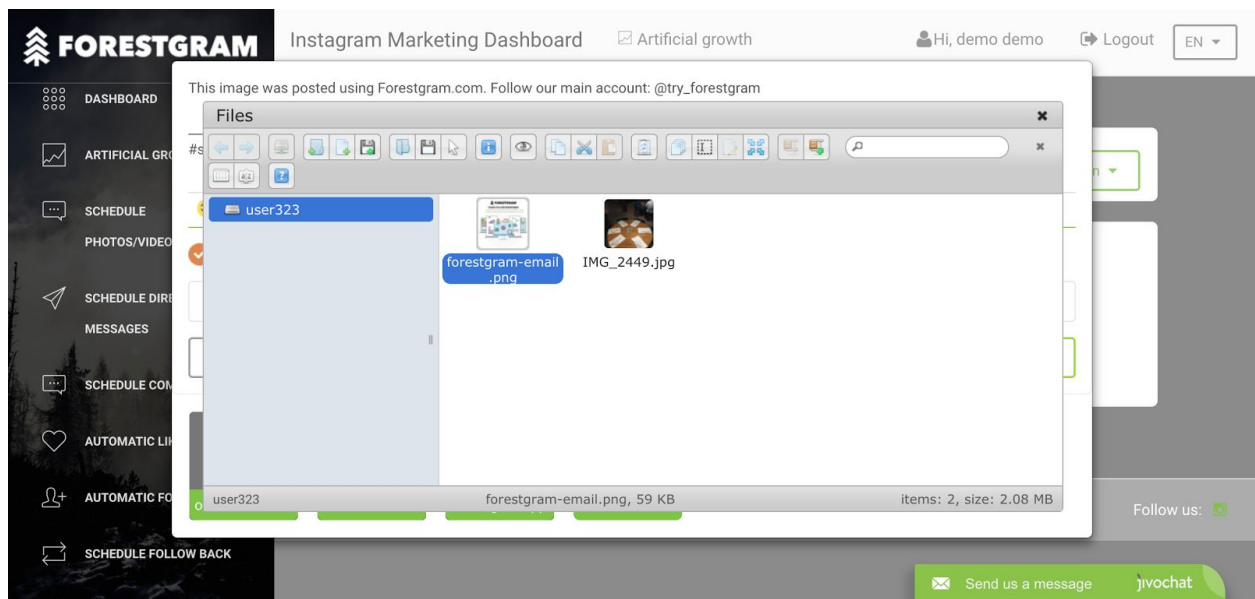
- 3) Select whether it is photo or video and click on +Add Media:





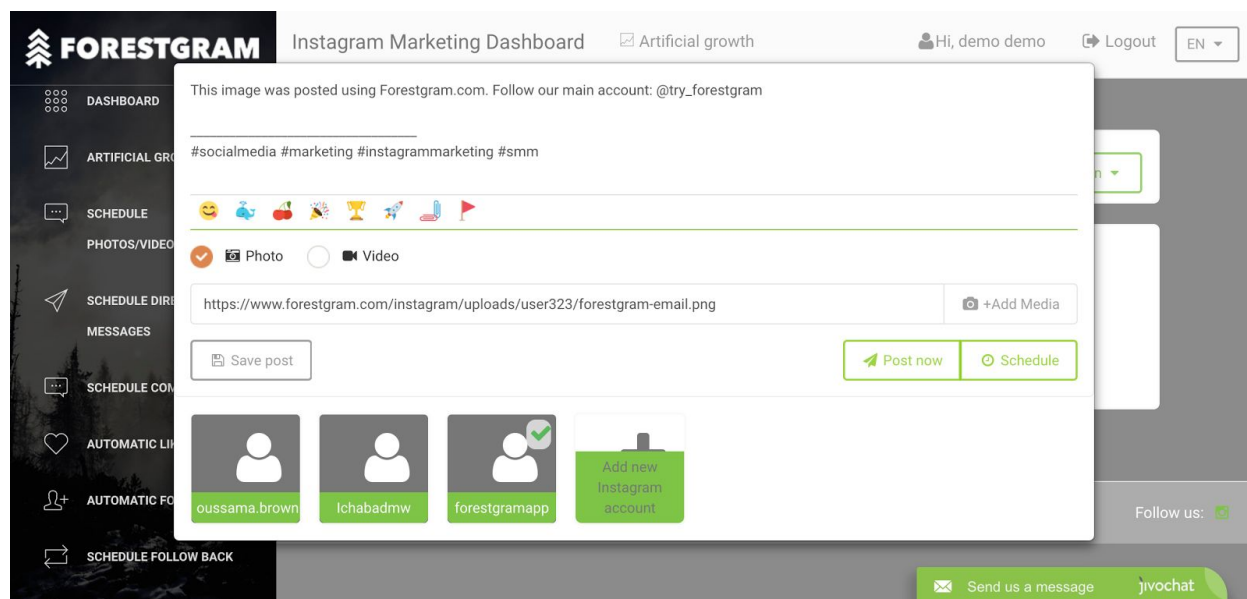
4) Click on floppy disk icon to upload

5) Once image uploaded, double click on the image uploaded:

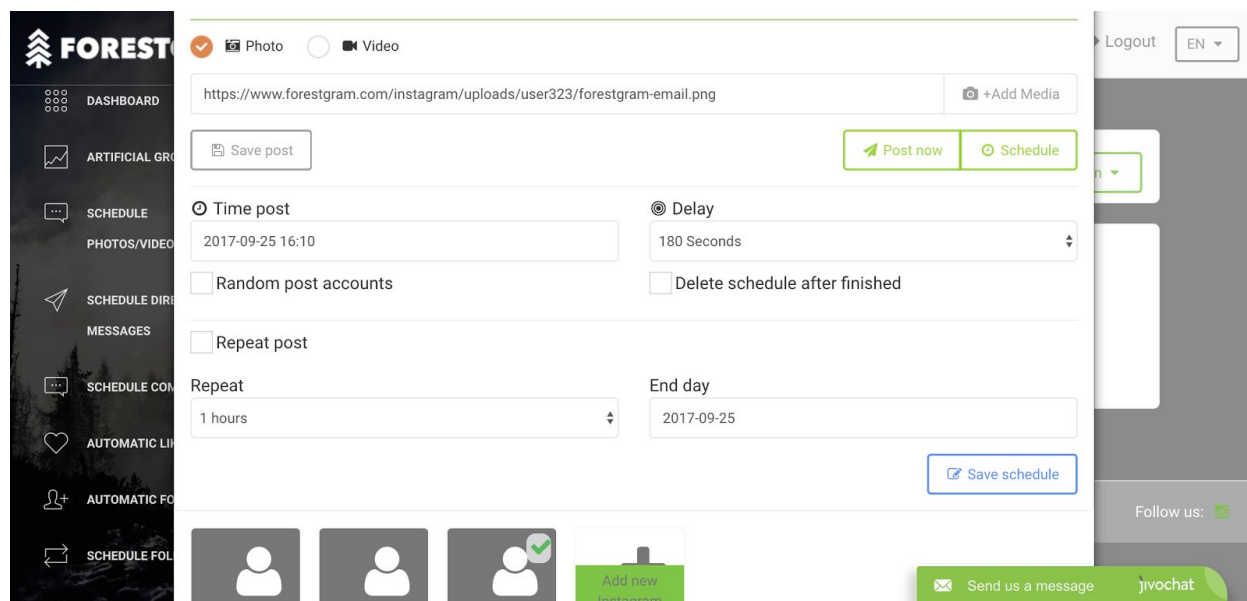


6) Select your Instagram account you want to post and click on Post now if you want

Forestgram to post it right now as on image:



7) If you want Forestgram to post it for a later date, click on Schedule, Select time to post (Time of our server GMT/UTC + 04:00 hour, so calculate properly based on what time it is in your country) and click on Save schedule as on image below:



8) The post you have scheduled/or posted now will be loaded in the page with status on the

image below:

