

Electric Sector

State

	Energy_Eff	Solar	Wind	Storage	Smart Grid	Natural_Gas & Ac
Alabama	30,203	760	1,077	1,059	272	1,657
Alaska	4,421	98	37	267	25	293
Arizona	40,663	9,774	694	1,845	165	3,649
Arkansas	14,833	339	825	399	109	329
California	301,348	152,947	4,635	25,203	1,908	16,960
Colorado	29,756	8,027	7,124	2,332	327	486
Connecticut	33,948	2,927	11	252	75	742
D.C.	11,982	1,581	83	88	20	114
Delaware	12,232	486	-	46	78	257
Florida	108,670	11,074	3,584	2,179	703	12,261
Georgia	57,443	5,261	483	2,281	467	1,223
Hawaii	5,117	4,883	159	541	43	-
Idaho	7,606	816	829	1,253	21	18
Illinois	83,987	5,325	8,321	2,986	1,250	3,727
Indiana	52,578	3,866	6,250	2,642	489	1,378
Iowa	18,845	745	3,859	1,022	133	233
Kansas	16,339	618	1,981	663	157	4,339
Kentucky	23,681	1,722	-	786	171	482
Louisiana	19,657	3,648	132	1,053	144	1,408
Maine	8,084	770	1,234	413	23	150
Maryland	67,061	7,279	630	898	262	1,369
Massachusetts	80,373	19,635	1,652	1,993	274	3,720
Michigan	87,013	5,898	4,559	3,517	279	2,746
Minnesota	43,808	3,800	1,966	2,772	165	412
Mississippi	15,039	1,266	103	510	100	1,302
Missouri	37,834	3,148	1,035	941	343	361
Montana	8,049	225	43	295	37	17
Nebraska	12,660	2,096	500	225	55	263
Nevada	9,559	11,192	1	504	111	1,462
New Hampshire	10,869	1,594	1,120	95	33	708
New Jersey	31,679	9,239	500	959	228	1,355
New Mexico	4,487	3,916	1,038	504	102	92
New York	110,582	12,411	2,855	1,144	268	4,066
North Carolina	80,971	9,535	594	1,845	470	2,181
North Dakota	4,763	250	1,740	382	72	39
Ohio	78,764	8,350	819	1,778	384	2,477
Oklahoma	12,294	1,016	1,798	1,035	156	1,254
Oregon	41,869	6,892	1,190	1,922	267	258
Pennsylvania	62,431	4,670	2,467	2,326	341	2,083
Rhode Island	10,606	1,584	1,403	125	21	152
South Carolina	29,756	3,716	1,415	785	213	2,576
South Dakota	7,202	632	1,482	364	25	121

Tennessee	50,451	5,085	142	1,008	6,754	212
Texas	146,722	11,729	24,374	9,639	1,187	4,911
Utah	31,074	5,894	318	575	126	2,147
Vermont	10,918	2,379	328	249	18	-
Virginia	75,552	4,338	1,260	1,109	288	1,126
Washington	61,889	5,627	3,092	3,508	271	257
West Virginia	6,352	510	460	579	67	122
Wisconsin	62,289	4,029	1,462	1,587	215	717
Wyoming	7,200	204	75	353	32	26
Totals:	2,181,509	373,806	101,739	90,836	19,744	88,238

				Fuel Extraction, Processing		
Coal	Hydro	Other_Fossil	Other	Coal	Oil & Other Pet	Natural Gas
1,529	350	204	3,468	2,540	3,398	912
88	469	151	188	134	7,395	5,874
6,060	151	154	781	433	303	174
311	33	-	1,320	115	3,936	1,723
864	11,890	696	15,277	1,323	48,566	10,687
3,812	1,014	316	4,316	2,270	13,731	9,845
-	17	-	1,507	2	3,011	76
14	35	-	134	2	147	159
-	118	-	-	68	727	-
3,143	132	195	18,819	30	2,374	13,873
944	731	368	3,459	5	4,142	429
405	-	1,723	178	59	696	1,121
-	151	-	20	2	330	1,117
2,660	617	518	7,266	5,336	18,739	1,688
3,964	17	1,531	216	3,119	5,930	977
2,140	13	27	619	28	4,260	307
3,070	112	2,229	3,572	272	8,467	3,175
2,261	13	19	287	12,235	4,198	1,536
203	32	461	1,290	1,418	45,123	23,604
2	163	12	207	2	1,616	92
2,415	3	51	1,307	731	381	927
1,573	1,738	460	9,603	-	1,270	406
3,694	6,856	67	3,930	82	4,175	1,047
1,722	946	9	2,186	201	6,570	360
141	26	1	620	533	5,927	2,789
2,856	293	29	1,591	220	3,206	195
481	434	20	4	1,323	2,272	985
802	179	-	1,403	-	505	1,426
37	-	-	1,084	6	276	3,341
-	252	788	1,182	-	381	2
1,778	71	1	7,801	172	14,725	530
222	-	214	142	1,044	12,439	8,628
253	5,859	711	17,871	27	3,261	2,335
2,115	526	480	3,621	61	3,088	123
1,252	-	1	13	1,250	10,774	5,894
16,376	70	125	1,967	2,157	11,707	8,393
1,250	381	120	-	405	33,856	27,505
39	1,577	7	256	3	317	55
1,270	182	222	5,556	6,528	15,454	8,674
-	84	1	114	-	302	30
3,906	10,504	9	6,869	27	2,041	822
53	22	11	-	-	1,468	88

463	5,274	28	81	299	3,332	664
3,428	1,259	445	2,649	5,668	175,457	143,459
860	337	8	87	1,566	5,047	2,265
-	111	4	257	8	273	4
916	496	281	4,617	2,647	4,343	2,454
127	2,460	71	2,943	280	4,994	153
2,516	132	53	121	12,690	4,079	3,380
2,692	114	13	1,154	19	4,483	518
1,330	11	2	-	6,745	7,474	5,176
86,037	56,255	12,836	141,953	74,085	520,966	309,997

Corn Ethanol	Other Ethanol/	Woody Biomas	Other Fuels	Clean Energy	All Coal
54	8	1,047	2,880	33,371	4,069
-	-	45	55	4,848	222
52	-	64	56	53,141	6,493
349	509	651	517	16,505	426
246	990	2,629	4,542	486,041	2,187
450	2,249	3,941	4,278	47,566	6,082
8	-	32	79	37,213	2
55	16	7	1,912	13,754	16
11	22	45	110	12,842	68
68	1,741	864	1,060	126,210	3,173
450	18	1,154	2,392	65,935	949
894	2,613	11	-	10,743	464
236	-	306	416	10,525	2
3,116	1,401	262	2,185	101,869	7,996
2,068	621	133	332	65,825	7,083
4,197	823	50	1,090	24,604	2,168
1,318	163	24	1,434	19,758	3,342
449	133	199	1,351	26,360	14,496
141	67	589	2,667	24,634	1,621
-	-	589	606	10,524	4
88	13	58	252	76,130	3,146
1	104	752	6,310	103,927	1,573
665	44	891	13,564	101,266	3,776
977	369	277	623	52,511	1,923
197	407	852	1,562	17,018	674
1,940	895	323	1,004	43,301	3,076
3	-	230	116	8,649	1,804
695	81	21	158	15,536	802
-	60	129	33	21,367	43
-	-	410	348	13,711	-
12	27	28	-	42,605	1,950
64	-	89	300	10,047	1,266
359	1,123	1,843	6,157	127,260	280
196	1,251	923	1,708	93,415	2,176
675	36	7	-	7,207	2,502
1,039	1,275	321	2,198	90,095	18,533
223	1,054	381	1,443	16,299	1,655
7	49	2,080	5	52,140	42
3,419	976	1,356	13,815	72,235	7,798
-	355	6	283	13,739	-
452	497	1,313	136	35,885	3,933
349	145	47	318	9,705	53

	86	1,271	656	754	63,440	762
	1,464	1,441	489	5,318	193,651	9,096
	15	-	99	2,231	37,987	2,426
-		37	635	277	13,892	8
	41	42	1,621	2,441	82,547	3,563
	79	36	1,258	783	74,387	407
	21	-	219	3,119	7,968	15,206
					69,582	2,711
					7,864	8,075
<hr/>						
	27,229	22,962		93,218	2,767,634	160,122

All Gas	All Oil	All Coal and Ga	All Fossil	Clean ove	Clean ove
2,569	3,602	6,638	10,240	1	1
6,167	7,546	6,389	13,935	-	-
3,823	457	10,316	10,773	1	1
2,052	3,936	2,478	6,414	1	1
27,647	49,262	29,834	79,096	1	1
10,331	14,047	16,413	30,460	1	1
818	3,011	820	3,831	1	1
273	147	289	436	1	1
257	727	325	1,052	1	1
26,134	2,569	29,307	31,876	1	1
1,652	4,510	2,601	7,111	1	1
1,121	2,419	1,585	4,004	1	1
1,135	330	1,137	1,467	1	1
5,415	19,257	13,411	32,668	1	1
2,355	7,461	9,438	16,899	1	1
540	4,287	2,708	6,995	1	1
7,514	10,696	10,856	21,552	1	-
2,018	4,217	16,514	20,731	1	1
25,012	45,584	26,633	72,217	-	-
242	1,628	246	1,874	1	1
2,296	432	5,442	5,874	1	1
4,126	1,730	5,699	7,429	1	1
3,793	4,242	7,569	11,811	1	1
772	6,579	2,695	9,274	1	1
4,091	5,928	4,765	10,693	1	1
556	3,235	3,632	6,867	1	1
1,002	2,292	2,806	5,098	1	1
1,689	505	2,491	2,996	1	1
4,803	276	4,846	5,122	1	1
710	1,169	710	1,879	1	1
1,885	14,726	3,835	18,561	1	1
8,720	12,653	9,986	22,639	1	-
6,401	3,972	6,681	10,653	1	1
2,304	3,568	4,480	8,048	1	1
5,933	10,775	8,435	19,210	-	-
10,870	11,832	29,403	41,235	1	1
28,759	33,976	30,414	64,390	-	-
313	324	355	679	1	1
10,757	15,676	18,555	34,231	1	1
182	303	182	485	1	1
3,398	2,050	7,331	9,381	1	1
209	1,479	262	1,741	1	1

876	3,360	1,638	4,998	1	1
148,370	175,902	157,466	333,368	1	-
4,412	5,055	6,838	11,893	1	1
4	277	12	289	1	1
3,580	4,624	7,143	11,767	1	1
410	5,065	817	5,882	1	1
3,502	4,132	18,708	22,840	-	-
1,235	4,496	3,946	8,442	1	1
5,202	7,476	13,277	20,753	-	-
398,235	533,802	558,357	1,092,159		

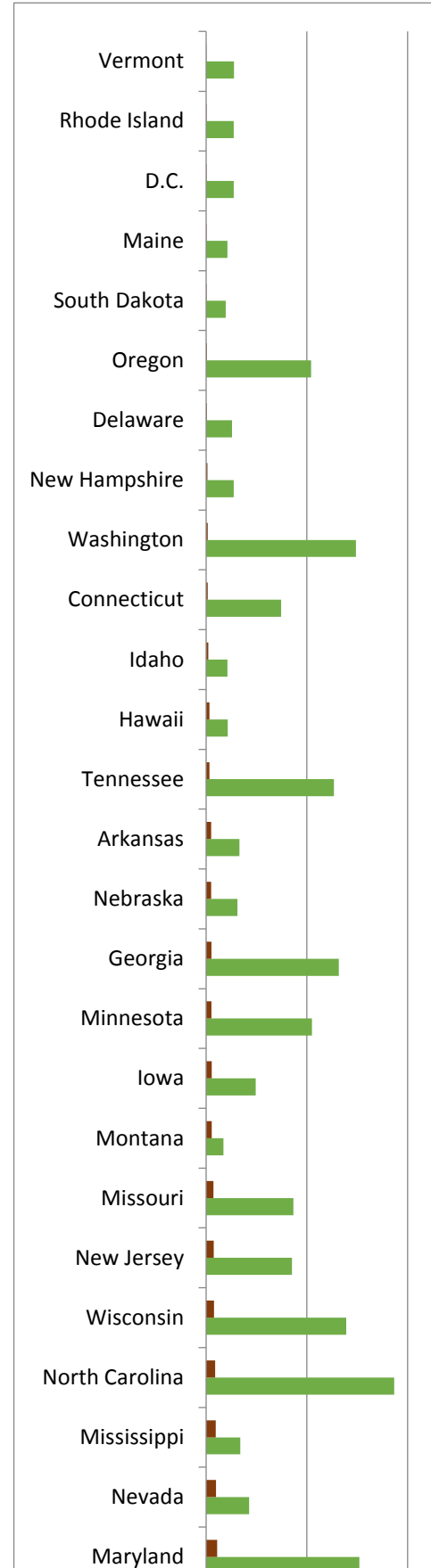
2,209,277

1,675,475

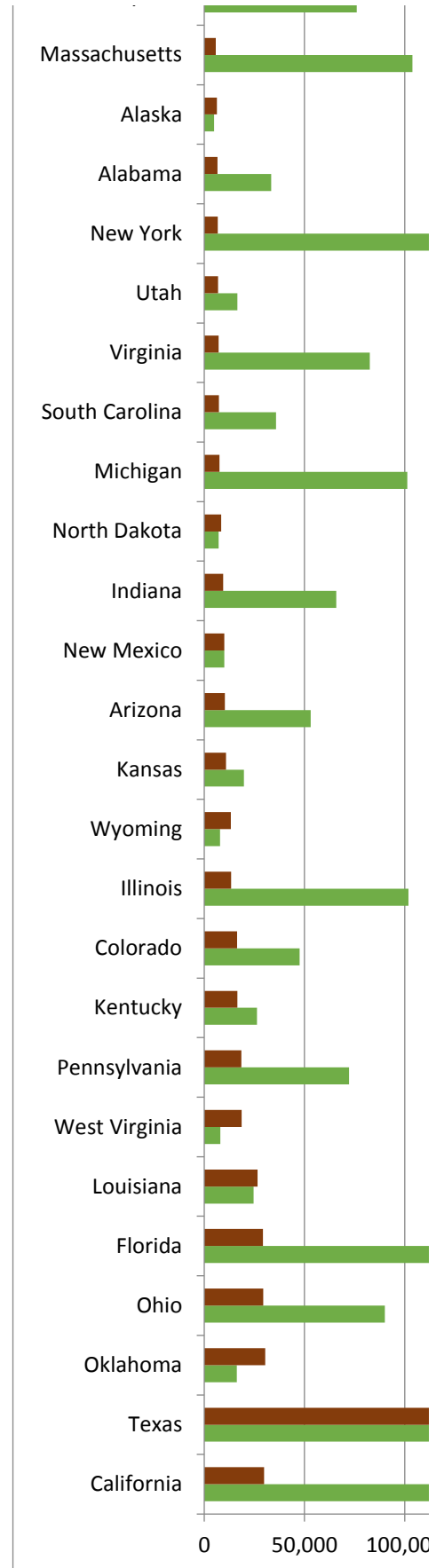
Clean Energy vs. Coal & Gas	Clean Energy vs. Fossil Fuels
26,733	23,131
-1,541	-9,087
42,825	42,368
14,027	10,091
456,207	406,945
31,153	17,106
36,393	33,382
13,465	13,318
12,517	11,790
96,903	94,334
63,334	58,824
9,158	6,739
9,388	9,058
88,458	69,201
56,387	48,926
21,896	17,609
8,902	-1,794
9,846	5,629
-1,999	-47,583
10,278	8,650
70,688	70,256
98,228	96,498
93,697	89,455
49,816	43,237
12,253	6,325
39,669	36,434
5,843	3,551
13,045	12,540
16,521	16,245
13,001	11,832
38,770	24,044
61	-12,592
120,579	116,607
88,935	85,367
-1,228	-12,003
60,692	48,860
-14,115	-48,091
51,785	51,461
53,680	38,004
13,557	13,254
28,554	26,504
9,443	7,964

61,802	58,442
36,185	-139,717
31,149	26,094
13,880	13,603
75,404	70,780
73,570	68,505
-10,740	-14,872
65,636	61,140
-5,413	-12,889

State	Clean Energy Jobs	Coal & Gas Jobs
California	486,041	29,834
Texas	193,651	157,466
Oklahoma	16,299	30,414
Ohio	90,095	29,403
Florida	126,210	29,307
Louisiana	24,634	26,633
West Virginia	7,968	18,708
Pennsylvania	72,235	18,555
Kentucky	26,360	16,514
Colorado	47,566	16,413
Illinois	101,869	13,411
Wyoming	7,864	13,277
Kansas	19,758	10,856
Arizona	53,141	10,316
New Mexico	10,047	9,986
Indiana	65,825	9,438
North Dakota	7,207	8,435
Michigan	101,266	7,569
South Carolina	35,885	7,331
Virginia	82,547	7,143
Utah	16,564	6,838
New York	127,260	6,681
Alabama	33,371	6,638
Alaska	4,848	6,389
Massachusetts	103,927	5,699
Maryland	76,130	5,442
Nevada	21,367	4,846
Mississippi	17,018	4,765
North Carolina	93,415	4,480
Wisconsin	69,582	3,946
New Jersey	42,605	3,835
Missouri	43,301	3,632
Montana	8,649	2,806
Iowa	24,604	2,708
Minnesota	52,511	2,695
Georgia	65,935	2,601
Nebraska	15,536	2,491
Arkansas	16,555	2,487
Tennessee	63,440	1,638
Hawaii	10,743	1,585
Idaho	10,525	1,137
Connecticut	37,213	820
Washington	74,387	817
New Hampshire	13,711	710



Delaware	12,842	418
Oregon	52,140	355
South Dakota	9,705	262
Maine	10,524	246
D.C.	13,754	196
Rhode Island	13,739	182
Vermont	13,892	12



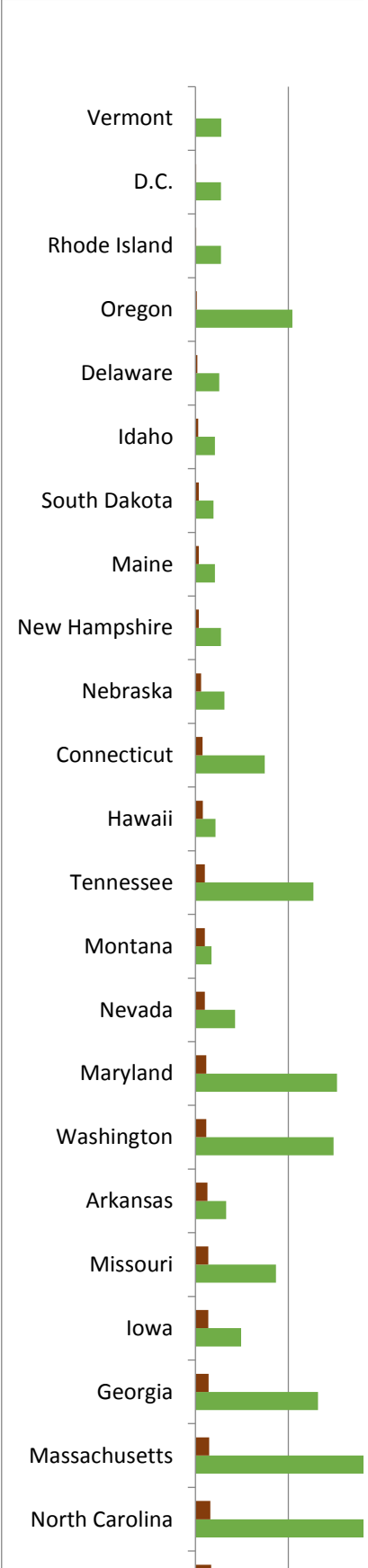
--	--	--	--	--	--	--	--	--	--

■ Clean Energy Jobs

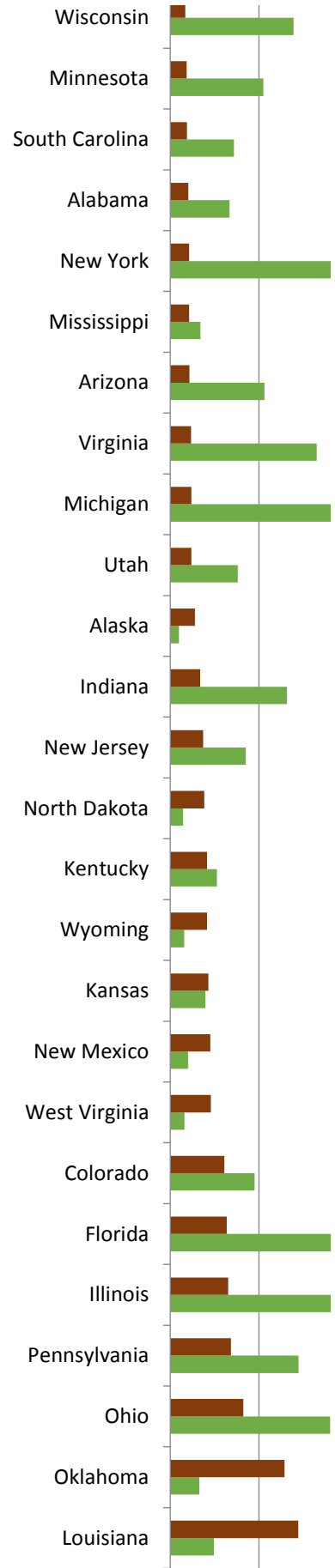


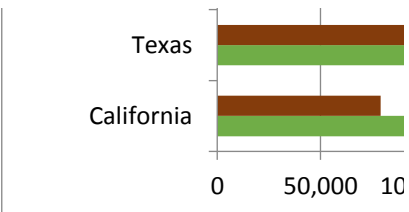
0 150,000 200,000 250,000 300,000 350,000 400,000 450,000 500,000

State	Clean Energy Jobs	All Fossil Fuel Jobs
California	486,041	79,096
Texas	193,651	333,368
Louisiana	24,634	72,217
Oklahoma	16,299	64,390
Ohio	90,095	41,235
Pennsylvania	72,235	34,231
Illinois	101,869	32,668
Florida	126,210	31,876
Colorado	47,566	30,460
West Virginia	7,968	22,840
New Mexico	10,047	22,639
Kansas	19,758	21,552
Wyoming	7,864	20,753
Kentucky	26,360	20,731
North Dakota	7,207	19,210
New Jersey	42,605	18,561
Indiana	65,825	16,899
Alaska	4,848	13,935
Utah	37,987	11,893
Michigan	101,266	11,811
Virginia	82,547	11,767
Arizona	53,141	10,773
Mississippi	17,018	10,693
New York	127,260	10,653
Alabama	33,371	10,240
South Carolina	35,885	9,381
Minnesota	52,511	9,274
Wisconsin	69,582	8,442
North Carolina	93,415	8,048
Massachusetts	103,927	7,429
Georgia	65,935	7,111
Iowa	24,604	6,995
Missouri	43,301	6,867
Arkansas	16,505	6,414
Washington	74,387	5,882
Maryland	76,130	5,874
Nevada	21,367	5,122
Montana	8,649	5,098
Tennessee	63,440	4,998
Hawaii	10,743	4,004
Connecticut	37,213	3,831
Nebraska	15,536	2,996
New Hampshire	13,711	1,879
Maine	10,524	1,874





South Dakota	9,705	1,741
Idaho	10,525	1,467
Delaware	12,842	1,052
Oregon	52,140	679
Rhode Island	13,739	485
D.C.	13,754	436
Vermont	13,892	289

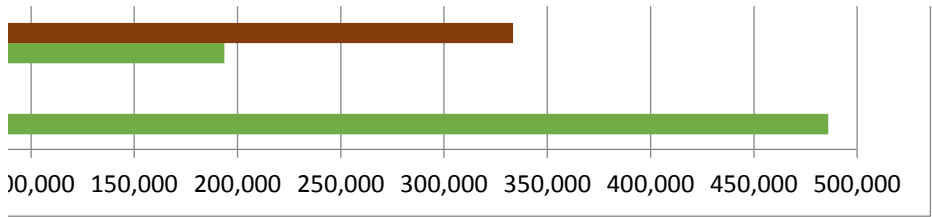




■ All Fossil Fuel Jobs ■ Clean Energy Jobs



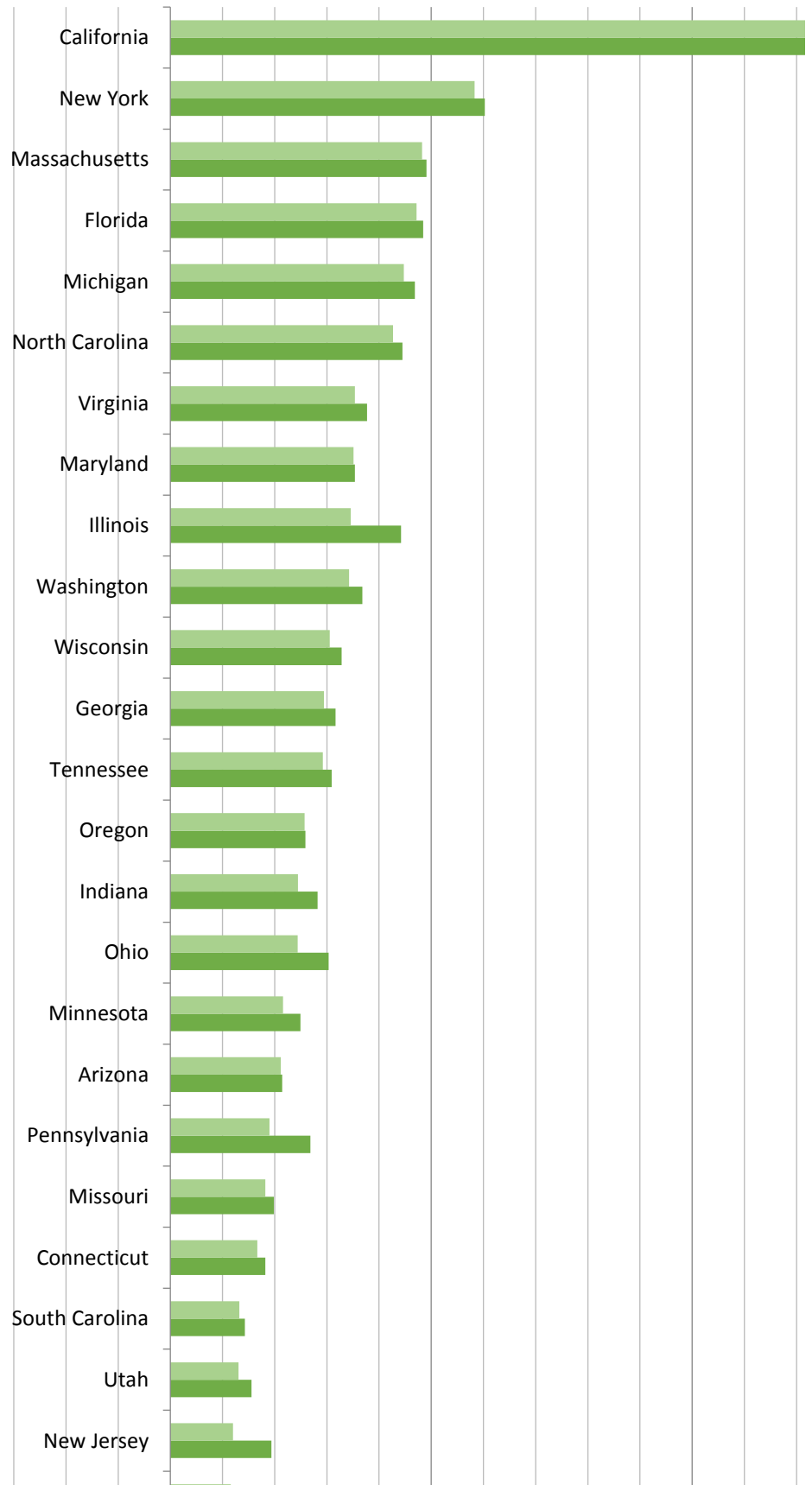


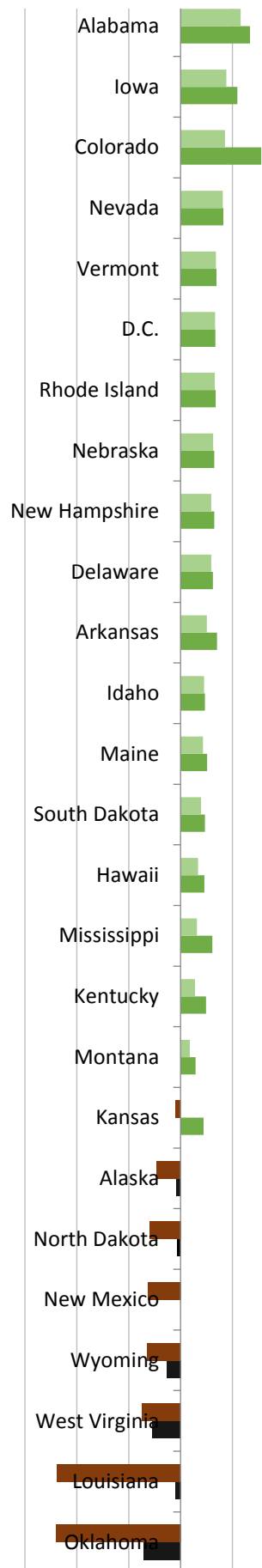


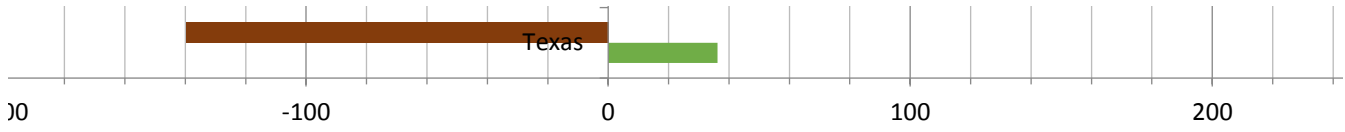
State	Clean Energy vs. Coal & Gas	Clean Energy vs. Fossil Fuels
Texas	36,185	-139,717
Oklahoma	-14,115	-48,091
Louisiana	-1,999	-47,583
West Virginia	-10,740	-14,872
Wyoming	-5,413	-12,889
New Mexico	61	-12,592
North Dakota	-1,228	-12,003
Alaska	-1,541	-9,087
Kansas	8,902	-1,794
Montana	5,843	3,551
Kentucky	9,846	5,629
Mississippi	12,253	6,325
Hawaii	9,158	6,739
South Dakota	9,443	7,964
Maine	10,278	8,650
Idaho	9,388	9,058
Arkansas	14,027	10,091
Delaware	12,517	11,790
New Hampshire	13,001	11,832
Nebraska	13,045	12,540
Rhode Island	13,557	13,254
D.C.	13,465	13,318
Vermont	13,880	13,603
Nevada	16,521	16,245
Colorado	31,153	17,106
Iowa	21,896	17,609
Alabama	26,733	23,131
New Jersey	38,770	24,044
Utah	31,149	26,094
South Carolina	28,554	26,504
Connecticut	36,393	33,382
Missouri	39,669	36,434
Pennsylvania	53,680	38,004
Arizona	42,825	42,368
Minnesota	49,816	43,237
Ohio	60,692	48,860
Indiana	56,387	48,926
Oregon	51,785	51,461
Tennessee	61,802	58,442
Georgia	63,334	58,824
Wisconsin	65,636	61,140
Washington	73,570	68,505
Illinois	88,458	69,201
Maryland	70,688	70,256
Virginia	75,404	70,780
North Carolina	88,935	85,367

Michigan	93,697	89,455
Florida	96,903	94,334
Massachusetts	98,228	96,498
New York	120,579	116,607
California	456,207	406,945

■ Clean Energy vs. Fossil Fuels ■ Clean Energy vs. Coal

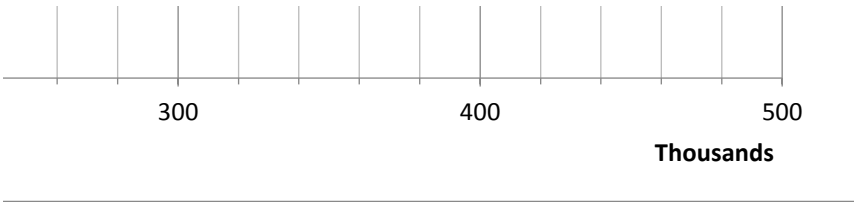






I & Gas





Coal	Gas	Oil	Clean Energy
160,122	398,235	533,802	2,767,634

Clean Energy vs. Dirty Fuels Jobs

