



# “One Person’s Trash...”

Your guide to reducing, reusing and recycling

A Newsletter of  
El Dorado Disposal Service

(530) 626-4141

eldoradodisposal.com

Fall 2022

## Coming soon to a cart near you

If you’ve been following California news, you’ve probably heard about “SB 1383.” So, what is it? Senate Bill (SB) 1383, California’s Short-Lived Climate Pollutant Reduction Strategy, was signed into law in 2016 and went into effect in 2022. The law targets greenhouse gases for reduction, in particular methane, which is a super pollutant as much as 84 times as potent as carbon dioxide. Methane results from several activities, including landfilling organic waste. Because of this, SB 1383 establishes two 2025 goals related to organics — reduce organic waste disposal in landfills by 75% and rescue at least 20% of surplus food currently disposed by businesses. Organic waste



Credit: Javiera | iStock | Getty Images Plus

includes food scraps, food-soiled paper, and landscape trimmings. We will accept food-soiled paper products in your Yard and Food Waste cart. El Dorado Disposal still encourages clean recyclable paper products to be placed in the recycling cart.

Many businesses have already changed the way they handle organic waste to comply with these new environmental laws. Our region is now separating food scraps, food-soiled paper, and landscaping debris from trash and composting them for beneficial reuse.

El Dorado Disposal has finalized the pilot programs and has now started organics service in many areas. In the City of Placerville, Cameron Park Community Services District, and El Dorado Hills Community Services District, residents are placing their food scraps into their green yard waste carts. We plan to expand this program to other residents with yard waste carts as their local jurisdictions adopt the program. This could happen soon for Unincorporated El Dorado County, with more details coming as we roll out this program across our service territory.

Food recovery programs have also begun. Currently, the El Dorado County Environmental Management Department is organizing countywide communications with affected businesses.

If you would like to manage more of your organic waste in your own backyard, you can visit [edcgov.us](http://edcgov.us) and search for “Home Composting.” El Dorado Disposal also offers composting classes, so watch our website and social media pages for announcements about those.

Visit [eldoradodisposal.com](http://eldoradodisposal.com) for more information about organics and all our other programs.

## Stop by and say hello

Late summer and fall bring a host of fun activities to El Dorado County. We enjoy these events as much as you do and are often in attendance to collect recyclables and trash, as well as answer your questions. (Just look for a green cart with a blue lid or a big flag that says “Recycling.”) We hope to see you at these great events:



- **Concerts in the Park** hosted by the El Dorado Hills Community Services District – September 17, 7-9:30 p.m., 1021 Harvard Way in El Dorado Hills
- **Georgetown Founder’s Day** hosted by the Divide Rotary Club – September 25 – Look for our truck in the parade!
- **Halloween Boo Bash** hosted by Cameron Park Community Services District – October 21
- **Trunk or Treat** hosted by EDH CSD – October 28, 1021 Harvard Way, El Dorado Hills

## New Location

The Cameron Park Recycling and Redemption Center is now located at 3350 Saratoga Lane. This is a more convenient location for residents and also allowed us to add a yard waste drop-off area. Cameron Park residents can now drop off up to 2 cubic yards of yard waste per visit without a charge.

For more information about the recycling and redemption centers, turn to page 7.

# Don't be a wishful recycler

We've all been there: you have a piece of trash that you think might be recyclable. You're not 100% sure, so you toss it in the recycling cart just in case. It may not be recyclable, but it's the thought that counts, right? Unfortunately, no. This is called "wishful recycling" and it can do more harm than good.

Just a little bit of non-recyclable material can contaminate an entire load. So, we all need to do our part to only recycle the right materials. Different communities can have different lists of what can and cannot be recycled. Here's what you need to know in the area serviced by El Dorado Disposal:

## Do Recycle

- All California redemption value drink containers
- Clean paper and mail
- Corrugated cardboard
- Cereal boxes (without plastic liner)
- Shoe and gift boxes
- Brown paper bags
- Newspaper
- Paperback books
- Magazines and catalogs
- Frozen food boxes
- Plastic bottles, jars, and jugs
- Plastic dairy tubs (yogurt, margarine)
- All colors of glass jars, bottles and jugs with lids and caps removed
- Aluminum cans
- Steel or tin cans

## Prepare Recyclables Properly

Materials that will be recycled should be empty. Remove packing materials and liners from boxes. Pour out remaining liquid from bottles and jars. Discard food and leftovers from tubs and other containers. Then make sure the recyclables are clean by wiping or rinsing away any food or other residue. If you rinse bottles, cans and other containers, let them drip-dry before placing them into your cart or bin.

## Don't Recycle

- Food scraps, food-soiled paper, or food-soiled boxes
- Expanded polystyrene foam (Styrofoam)
- Plastic bags
- Prescription vials
- Paper towels, plates, or napkins
- Disposable diapers and wipes
- Cleaning wipes
- Ceramics or dishes
- Light bulbs
- Mirrors or window glass
- Greasy or sharp scrap metal
- Needles or syringes
- Containers that held toxics (antifreeze, oil, pesticides, etc.)

# What do I do with...?

## Plastic Bags

Plastic bags and similar items, such as plastic wrap and film, are NOT accepted for recycling in residential carts or recycling center drop-off bins. Empty and clean plastic bags, case overwraps, air pillows, and bubble wrap are recyclable, but they must be dropped off at retail locations that offer plastic bag and film return bins. You can take plastic film and plastic bags to the Target at 3968 Missouri Flat Road, Placerville or visit [plasticfilmrecycling.org](http://plasticfilmrecycling.org) for other nearby drop-off locations.

## Styrofoam

Expanded polystyrene foam products, such as packing peanuts and blocks, which are often referred to as Styrofoam, are NOT accepted for recycling in residential carts or recycling center drop-off bins. If you cannot reuse these materials, please bag them and put them into the trash. Large quantities of polystyrene foam should be bagged or boxed and delivered to the Material Recovery Facility for disposal. Fees will apply.

## Shredded Paper


Once paper is shredded, the pieces are tiny, meaning they make a mess at the Material Recovery Facility and sadly don't get recycled with other paper. Please do NOT put shredded paper into your recycling cart or recycling center drop-off bins. You can reuse paper shreds as packing material. For those you can't reuse, please bag them and put them into the trash.

# "Oops" tag program continues

Our "Oops, Let's Recycle Right!" program began more than two years ago to help educate our customers individually on what can and can't be included in the recycling. While we started this program with residential customers, we've recently expanded it to commercial accounts as well.

Here's how the program works. When one of our drivers spots contamination in a customer's cart or dumpster, they leave an Oops! tag with recycling do's and don'ts and direct feedback. We also give you a call and send a recycling information packet about acceptable and non-acceptable recyclable items to help inform you about proper recycling. If a second tag is placed on your cart or dumpster, it will not be serviced. Once contaminants are removed, the recycling will be collected on the next day of service. After the third incident, you will be charged a contamination fee.

If you aren't sure what goes in your bin, visit [eldoradodisposal.com](http://eldoradodisposal.com) or call us at 530-626-4141 to speak to one of our recycling experts.




**Oops!**  
There was a problem with your containers or account!

**Service was provided today.**  
However your cooperation in correcting the items noted below will be appreciated.


**We were unable to provide your normal service today**  
due to the reason(s) marked below.

- Cart not at curb.** See reverse side (1).
- Obstacles blocking the cart.** Not enough space to service. See reverse side (1).
- Cart in poor service location.** It has been moved to a better place for collection. See reverse side (1).
- Overweight or overfilled cart.** Material must be level with cart lid closed.
- Materials in cart packed too tight.** Trash must fall freely from the cart when dumped.
- Ashes must be cold and bagged.**
- Unacceptable material.** See reverse side (2).
- Material scattered when we arrived.**
- Please bag or bundle.** See reverse side.
  - Extra Trash
  - Yard Waste
  - Cardboard
- Please call our office.** (530) 626-4141 or (816) 985-1162
- Recycle/Yard waste out on wrong week.**

Comments: \_\_\_\_\_




**1** There must be three (3) feet of clearance on either side of the carts, and six (6) feet from vehicles, boats, and trailers. Carts must be out the night before your service day.




**EXTRA TRASH** will be accepted at the curb in bags or bundles. Call ahead the business day before your regular pick-up to request the service at an additional charge.

**2 UNACCEPTABLE ITEMS**  
Dirt, Sod, Rocks, Concrete, Liquids, Hazardous Waste, and Batteries. These items are not allowed in any cart.




**RECYCLING**  
Empty and clean all recyclables. Place loose material into your yellow-Id recycle cart. Do not bag your recyclables.




Break down and bundle boxes (8ft x 3ft x 18ft)

**YARDWASTE**  
Please place loose or use a compostable paper bag. Extras should be bundled (8ft x 3ft x 18ft)



Download our App  
Available on the App Store and Google Play

530.626.4141  
[ElDoradoDisposal.com](http://ElDoradoDisposal.com)



## Learn more

For answers to all your recycling questions, check out our mobile app where you can search by material. You can download the app from Google Play or the App Store by looking for "El Dorado Disposal." You can also use our online tool at [eldoradodisposal.com/waste-wizard](http://eldoradodisposal.com/waste-wizard). Our customer service staff is always happy to answer questions Monday through Friday, 8 a.m. to 5 p.m., at 530-626-4141.

# Safely recycle household batteries

Batteries do not belong inside residential recycling carts. However, batteries should be recycled. Follow these simple tips to recycle your batteries safely.

- Tape the terminal ends of your lithium-ion and all other household batteries.
- Bag lithium-ion batteries individually in sealable plastic bags.
- Properly dispose of lithium-ion batteries or devices with these batteries, as well as other household batteries, using one of these options:
  - » Residential customers can request a battery container and, once it's full, ask for collection before your next service day. To set up this free service, please call Customer Service at 530-626-4141. Corroded, lead acid, wet cell, and automotive batteries are not accepted through this curbside program. El Dorado Disposal will accept these batteries at the Material Recovery Facility during Household Hazardous Waste hours.
  - » El Dorado Hills (4421 Latrobe Road) and Cameron Park (3350 Saratoga Lane) recycling centers accept batteries Tuesday – Saturday, 9 a.m. to 3:30 p.m. (Please note, batteries are no longer accepted at the Placerville Recycling Center.)
  - » The Material Recovery Facility, located at 4100 Throwita Way in Placerville, accepts batteries Friday – Sunday, 9 a.m. to 4 p.m.



*Examples of properly taped batteries are shown here. Please use clear tape to tape both ends of alkaline batteries (middle). For lithium “button” batteries, please tape both sides.*

## Battery suspected cause of truck fire

In late February, one of our recycling truck drivers noticed smoke coming from his hopper. Within 43 seconds, the on-board camera showed that the entire hopper was engulfed in flames. The driver was able to drive into a fire station and alert the crew. The firefighters extinguished the blaze before we lost the truck. Quick thinking by our driver and fast response by the fire department kept everyone safe and prevented a catastrophe.

The cause of the fire appeared to be a lithium-ion battery. Please keep batteries OUT of recycling and trash carts. Follow the instructions on this page to properly and safely dispose of them.





# Be an eco-friendly mover

Millions of Americans move every year. No matter where you are moving or whether the move is a permanent relocation or a temporary move to a seasonal home, you can make your next move a greener one. Choose any of these tips that fit your needs and your budget. Just making a couple small changes can have a huge impact!

## Plan Ahead

Planning ahead as far as possible can bring a lot of benefits. This will give you more time to organize your belongings and evaluate what you need to bring with you and what you can get rid of. The garage or attic is a good place to start. Carefully dispose of household hazardous waste (see box), and then separate the things you can get rid of from the things you'll keep. For items you no longer need that are in good condition, you have a few options. You could sell them online or have a garage sale. You could also donate them to a local charity or secondhand store. Getting rid of unnecessary items will help save gas and money by reducing the weight when you are moving your things. Plus, it will make unpacking quicker and leave you with less clutter in your new home.

## What to do with household hazardous waste

Household Hazardous Waste (HHW) can be very dangerous if not disposed of properly. Some examples of HHW include cleaning supplies, car and lawn care products, some paints, propane tanks, and more.

Don't just throw your HHW in the trash. It can cause harm to trash workers, cause fires, and pollute our air and water. Your moving company probably won't move hazardous chemicals and other materials, so be sure to check with them in advance. Usable items can be sold or given away if they are not needed. Otherwise, check the labels on hazardous products and follow label instructions to safely transport them. You will likely need to bring these items with you in your personal vehicle. Safely dispose of HHW through local programs.

El Dorado Disposal operates a Household Hazardous Waste Collection Facility to accept residential HHW each week on Fridays, Saturdays, and Sundays, from 9 a.m. to 4 p.m., at 4100 Throwita Way, Placerville. To learn more about this program, turn to page 8.

The El Dorado County Environmental Management Department holds monthly HHW collection events at various locations in the county. You must schedule an appointment to participate in one of these HHW events. To make an appointment, email [hhw@edcgov.us](mailto:hhw@edcgov.us) or call 530-621-5300. All normal limits apply (no more than 15 gallons or 125 pounds per household, limit of 10 fluorescent bulbs per household). Please do not mix wastes together — keep all items in their original, labeled containers. No business waste and no out-of-county waste will be accepted. At the appointment, you must provide proof of county residency.



## Take Fewer Trips

All those hours spent playing Tetris are about to come in handy. When you're moving your things from your old home to your new one, be sure to pack your car or truck completely full to reduce the number of trips you take. If you have a lot to move it may be cheaper to rent a van or truck that can carry everything in one trip.

## Get Creative When Packing

Whether you know it or not, you probably have a lot of good packing containers in your house already. While you will likely have to buy some boxes, start by using suitcases, coolers, empty boxes, reusable shopping bags, and plastic totes. Pillows, towels, and blankets can be used to cushion fragile items.

## Search for Free or Low-Cost Used Boxes Locally

Buying boxes can be expensive, but you can probably get some for free if you just ask. Call local businesses or ask your neighbors if they have free boxes. You can also look online on Craigslist, Nextdoor, Facebook, or the U-Haul Exchange.

## Buy Recycled Cardboard Boxes

UsedCardboardBoxes.com collects used boxes from businesses around the country and ships them to you. Some U-Haul stores also sell used moving boxes.

## Borrow Recycled Plastic Boxes and Then Send Them Back

Skip the cardboard boxes entirely and rent plastic moving boxes. Find local merchants by searching the internet for "plastic moving box rental near me."

## Use Eco-Friendly Packing Materials

Newspaper is great for providing a little extra cushion. Instead of packing peanuts, shredded paper does the job just as well. Everyone loves bubble wrap, especially popping it after its job is done. If you buy bubble wrap, search for recycled-content products.

## When the Move Is Done, Reuse and Recycle

Congratulations! You've successfully moved into your new home! Once you've unpacked, there's just one step left. Reuse or recycle your cardboard boxes and recycle your paper packing materials, such as newspaper or packing paper. If you used bubble wrap, visit [plasticfilmrecycling.org](http://plasticfilmrecycling.org) to find locations where you can recycle it. For items that are still in good condition, consider offering them to your new neighbors on sites like Nextdoor, Craigslist, or Freecycle. Reuse is always better than recycling.

# Taking care of textiles

While many textiles, such as sheets, clothing, towels, upholstery, industrial fabric scraps, and most other woven items, can be reused or recycled, do not put them in your recycling cart or bin! If you want to recycle textiles, you can either find dedicated textile recycling services, or you can donate or sell textiles that are in good condition.

Sustainable textile practices start at the beginning. When you shop for clothes, towels, sheets, or any other fabric products, make the investment to buy quality items that will last longer and can be easily repaired. Some examples of durable textiles are tightly woven cotton, linen, polyester, and denim. Researching what you want beforehand will help you make a sustainable choice that still looks great and doesn't break the bank.

One reason to spend a little more on high-quality, durable textiles is that when they become damaged, they can be repaired rather than replaced. By spending a little more initially, you can save money in the long run as you have a product that can last for years rather than a product which needs regular replacement. It's also much more sustainable than repeatedly buying cheaper options and throwing the old items away.

If you purchase high-quality textiles, they can also be sold or donated when you're done using them. There are several apps and websites where you can sell used clothing and textile items that are still in good condition. Some examples include Poshmark, thredUP, and Depop. Of course, eBay, Craigslist, and Facebook Marketplace are also options. If you don't want to sell, there are secondhand stores, such as Goodwill, The Salvation Army, and local thrift shops and charities, that are happy to accept lightly used items. And, you'll also find local clothing donation drop boxes.

Taking a little extra care to find good quality products and reuse options can go a long way toward reducing the items cluttering your closet and the waste filling your trash bins. It can also be very helpful to those in need. So, the next time you've got an old pair of jeans you want to get rid of, remember reuse!



Credit: Gabriele Grassi | iStock | Getty Images Plus

## Eating well while wasting and spending less

In the United States, about 40% of all food goes to waste. That waste costs a family of four about \$1,500 each year. At home, you can reduce your food waste by using the 3 Rs — Reduce, Reuse, and Recycle:

- Reduce your food waste at home by planning your meals for the week. Only buy what you need to make those meals. If possible, try to avoid ingredients that can only be used in one specific meal. Only make as much food as your family needs, and store leftovers in your freezer or refrigerator to be eaten later.
- Get the most out of your ingredients. If you have extra ingredients that you need to use up, take inventory of what you have and then look online for recipes that use those ingredients. You might discover your new favorite meal this way!
- If the portions are large at a restaurant, share with someone else in your party. Bring your own reusable containers to take leftovers home with you. Remember to eat the leftovers soon.
- Organize your refrigerator to create an “eat first” shelf for leftovers and items that are close to their “best by” dates.
- Freeze extra food. Food that is frozen can be thawed and used even months later. To see how long items can be safely stored in the freezer, visit [www.foodsafety.gov/food-safety-charts/cold-food-storage-charts](http://www.foodsafety.gov/food-safety-charts/cold-food-storage-charts).
- Make your own stock. Vegetables that are reaching the end of their freshness can be tossed into a pot with water and spices and then simmered into a delicious stock. This stock can then be frozen for future use.
- If you have unwanted food, share it with friends or donate it! Local food banks always appreciate donations of nonperishable foods. Perishable goods, such as produce or baked goods, can be shared among friends and quickly make you the most popular person in your neighborhood.

## Local donation opportunity

A great way to ensure that textiles are reused is to make an appointment to drop off gently used clothing and fabric household goods with **The Clothes Closet** at St. Patrick Church. The Clothes Closet serves the needy of El Dorado County by collecting, sorting, shelving, and hanging items of clothing and bedding donated by local people. These items are distributed free of charge. The Clothes Closet is located in Cantwell Hall (St. Patrick Youth Hall downstairs); enter from Sacramento Street. It is currently open Monday through Friday, except holidays, 9 a.m.–noon. If you have questions, please call 530-621-7773.



Credit: Wachiwit | iStock | Getty Images Plus

**More tips to reduce waste and save money**

[savethefood.com](http://savethefood.com) | [myplate.gov](http://myplate.gov)

[epa.gov/sustainable-management-food](http://epa.gov/sustainable-management-food)

# Paper recycling on the rise nationwide

The United States saw a rise in recycling rates for both paper and corrugated cardboard (OCC) in 2021. Paper recycling rates rose from 65.7% in 2020 to 68% in 2021. To put this into more concrete terms, U.S. paper mills accepted more than 8.1 million tons of recycled paper last year. This is the greatest amount of paper recovered since 2008. Paper mills also consumed more OCC than ever before, with 24.3 million tons in 2021. The combined weight of all recycled products accepted at paper mills also increased by 3.9%, leading to the highest-ever recovered fiber consumption in U.S. paper mills.

The recycling industry is not content with these achievements, though. They are striving to increase recycling rates further. The industry has committed to make an estimated \$5 billion of investments into infrastructure and new technologies through 2024 to expand its capacity to accept and handle recovered paper goods.

Use of recycled fiber has been increasing for nine consecutive years, and it's important that the industry keeps up this momentum. As Heidi Brock, AF&PA President and CEO, said, "Paper recycling is stronger than ever and remains an environmental success story."

So, where is all that paper going? After all, we are moving more and more toward the web for much of our media and communications. Emails have replaced letters in most instances, and websites and social media platforms have outpaced print newspapers. The answer is packaging, such as cardboard boxes and paper shipping envelopes. In fact, 2021 saw the greatest increase in our capacity to produce paper-based packaging in our country's history.

This makes sense. Companies have begun using more recyclable materials in packaging. Additionally, online shopping has been on the rise. Relying more on shipping services to fulfill our needs requires more packaging be used than simply going to the store. While the use of online retailers was already on the rise, the COVID-19 pandemic added an additional boost as people stayed inside more to protect themselves.



## Paper collection at El Dorado Disposal

At the El Dorado Disposal Material Recovery Facility (pictured), we collect paper and cardboard commingled with other recyclables, including glass, plastic, and metal containers. As a result, we don't track paper and cardboard separately from other recyclable materials, but we have seen trends similar to nationwide trends noted above.

Because our materials are mixed together before being delivered to a sorting facility, it is very important that bottles, jugs, cans, and containers are empty, clean, and dry. This ensures that all materials, especially paper and cardboard, remain uncontaminated and are useful as high-quality commodities in manufacturing.

## Welcome, Nathan!

Nathan is the newest Sustainability Coordinator to join El Dorado Disposal.

Passion for the outdoors and our local community makes Nathan a great resource regarding environmental sustainability. Nathan and El Dorado Disposal work diligently to help our community navigate the changes in our food waste and recycling programs.

We encourage you to reach out to him with any questions you may have about new changes to your food and yard waste collections.



# What goes in your commercial bins?

## Recycle Bin – Blue lids

(Note: Recycling lids will be changed from yellow to blue lids in the foreseeable future per SB 1383.)

*Place items in bin free and loose (un-bagged).*

**Plastic:** All items need to be rinsed out and dry. Plastic bottles, tubs, jugs, and jars. Lids removed and put in the trash.

**Paper:** All items need to be dry and clean. Newspaper, magazines, junk mail, envelopes without plastic windows, catalogs, bags, office paper, phone books, paperback books, and flattened cardboard boxes.

**Glass:** All clean and dry bottles and jars, with or without labels. Lids removed and put into trash.

**Metal:** All clean and dry aluminum, tin, steel, and bi-metal food or beverage containers with or without labels. Lids removed and put into trash.

## Unacceptable Material for Recycling

Plastic bags, plastic wrap and film, bubble wrap/air pillows, Styrofoam peanuts and blocks, and shredded paper.

*Don't see something on the list? Download our smartphone app and search by material. Search 'El Dorado' in the app store or call customer service Monday through Friday, 8 a.m. to 5 p.m., at 530-626-4141.*

## Trash Bin – Black lids

*All items need to be bagged and placed in the bin.*

Bubble wrap/Air pillows

Plastic wrap/Film

Plastic straws/Utensils

Styrofoam peanuts/Blocks

Clothes/Leather

Dry paint cans – Lids removed.

Napkins/Used paper products

Shredded paper

Pens/Pencils

Coffee cups/Lids/Keurig pods

Padded envelopes

Buckets

## Unacceptable in all commercial bins:

All construction material including but not limited to concrete, treated wood, scrap metal, dry wall, dirt, and rocks. Never place hazardous waste, batteries, oil, electronic waste, or light bulbs or tubes into the bin.

---

## Off-Site Recycling and Redemption Centers

### Residential Only

#### Placerville

580 Truck Street

Open: 9 a.m. to 3:30 p.m., Tuesday through Saturday, with ½ hour break at noon

Note: For the safety of employees, all recycling centers will close when the temperature has reached 100 degrees.

#### Materials Accepted:

- Buy-back for CRV beverage containers (aluminum, plastic, and glass)

#### Cameron Park

3350 Saratoga Lane

Open: 9 a.m. to 3:30 p.m., Tuesday through Saturday, with ½ hour break at noon

Note: For the safety of employees, all recycling centers will close when the temperature has reached 100 degrees.

#### Materials Accepted:

- Green waste bin (2 cubic yard maximum per day)
- Buy-back for CRV beverage containers (aluminum, plastic, and glass)
- Cardboard bin for all cardboard, newspaper, and magazines
- E-Waste accepted for free (Limit of 4 TVs)
- Drop-off box for household batteries only (with clear tape covering the +/- ends) – No car, motorcycle, or other large batteries accepted.

#### El Dorado Hills

4421 Latrobe Road

Open: 9 a.m. to 3:30 p.m., Tuesday through Saturday, with ½ hour break at noon

Note: For the safety of employees, all recycling centers will close when the temperature has reached 100 degrees.

#### Materials Accepted:

- Buy-back for CRV beverage containers (aluminum, plastic, and glass)
- Green waste bin (2 cubic yard maximum per day)
- Cardboard bin for all cardboard, newspaper, and magazines
- E-Waste accepted for free
- Drop-off box for household batteries only (with clear tape covering the +/- ends) – No car, motorcycle, or other large batteries accepted.

Visit the CalRecycle website, [calrecycle.ca.gov](http://calrecycle.ca.gov), for current California Redemption Value (CRV) pricing.

# El Dorado Disposal Material Recovery Facility

## Material Recovery Facility (MRF)

4100 Throwita Way, Placerville

Open: 8 a.m. to 5 p.m., 7 days a week

Closes at 2 p.m. on: Easter, Memorial Day, July 4th, Labor Day, Thanksgiving, Christmas Eve, and New Year's Eve

Closed: Christmas Day and New Year's Day

## Materials Accepted at the Transfer Station for a Charge:

- Commercial and household waste
- Construction and demolition waste
- White goods, such as refrigerators, freezers, washing machines, stoves, air conditioning units, microwaves, etc.
- Tires (mounted or unmounted on rims)
- Yard waste
- Carpet

## Materials Accepted at the MRF for Free:

- Cans and bottles
- Cardboard, office paper, newspaper, and magazines
- Glass food and beverage bottles and jars (unbroken)
- Steel, tin, and aluminum cans
- Plastic food and beverage bottles, jugs, cups, and tubs

- Consumer electronics (e-waste), such as televisions, computers, monitors, stereos, VCRs, cell phones, etc.
- Automotive batteries
- Mattresses and box springs – Please keep clean and dry.

## Household Hazardous Waste Collection Facility

4100 Throwita Way, Placerville

Open to Residents: 9 a.m. to 4 p.m., Fridays, Saturdays, and Sundays only

## Materials Accepted from Residents at No Charge:

- Medical sharps (such as needles and lancets) in an approved sharps container or a sealed rigid plastic bottle or jug
- Unwanted over-the-counter and prescription medications (no “controlled substances” — Contact your pharmacist to ask whether an old prescription is considered a controlled substance.)
- Household chemicals, such as polishes, oven and drain cleaners, lighter fluid, mercury-containing items, cooking oil, etc.
- Personal care products, such as cosmetics, nail polish, and polish remover

- Garden and landscape products, such as fungicides, insecticides, and pool chemicals
- Garage or workshop chemicals, including paint, paint thinners, wood preservatives, antifreeze and other automotive fluids, used motor oil and filters, etc.
- Rechargeable and alkaline batteries (with clear tape covering the +/- ends)
- Fluorescent light bulbs and tubes (limit of 15)
- Propane tanks (limit of 4 single-use tanks or 2 five-gallon tanks)

Limit of 15 gallons or 125 pounds per visit

## Hazardous Waste Disposal for Businesses:

Businesses generating less than 220 pounds or 27 gallons of hazardous waste per month may dispose of hazardous waste at this facility by appointment and for a fee. Appointments are available only on Fridays, from 8 to 9 a.m. Businesses must obtain a Hazardous Waste Generator Permit. For more information or to schedule an appointment, call 530-295-2818.

## Bear-proof your garbage with special carts

Bears with access to garbage pose increased public health and safety issues, as well as increased danger for the health and well-being of bears and other wildlife. It can also result in garbage being scattered on properties and roadways.

If you live in an area where bears go through your trash, you can order a heavy, locking, bear-proof cart. We now offer these carts in 64-gallon sizes, as well as 96-gallon. Detering bears and other wildlife from your cart requires proper cart care and trash disposal, but please note you should NO LONGER use chemical deterrents, such as ammonia. Instead, store your containers in a secure location and bring containers in immediately after service. You can also freeze food waste before placing it in the cart the night before service to reduce odors.

Call us at 530-626-4141 for details on ordering a bear cart or to learn more about bear prevention.



Credit: Alex Potemkin | iStock | Getty Images Plus

## Carpet recycling

We accept carpet at the Material Recovery Facility as recycling, for a reduced rate. Please do not place carpet in bins or carts. We take your carpet so it can be shipped off to become new carpet. Please have carpet segregated from the rest of your load when coming into the MRF. Call 530-626-4141 or visit [eldoradodisposal.com](http://eldoradodisposal.com) for more details.

*We want your suggestions, questions and comments!*

**El Dorado Disposal Service**  
P.O. Box 1270  
Diamond Springs, CA 95619

**Customer Service:**  
530-626-4141 or 916-985-1162  
[eldoradodisposal.com](http://eldoradodisposal.com)

Funded by  
El Dorado Disposal Service  
Copyright© 2022  
Waste Connections, El Dorado  
Disposal Service, and Eco Partners, Inc.  
All rights reserved.



Please recycle after reading.