



23

118/T4/776

Quality:
**FLAMME COTON
 and
 DETENTE**

CARDIGAN

To fit 58 (64)cms 23 (25)ins Chest (see size charts)

MATERIALS

2 (2) balls Flamme Coton in Myosotis
 4 (5) balls Flamme Coton in Orchidee
 1 (1) ball Detente in Palombe
 Small quantity of Detente in Zeste and Lait Fraise
 4 (5) Buttons

Suggested needle size: Pair 2½mm and 3mm needles (see note on Tension)



TENSION

23sts and 33 rows to 10cms measured over st st or Fairisle on 3mm needles.

Important — Use larger or smaller needles if necessary to obtain correct tension.

BACK

With 2½mm needles and Flamme Coton in Myosotis cast on 74 (78)sts.

1st row: P2 (0) * k2, p2, rep from * ending k0 (2).

Work 3cms in k2/p2 rib ending with a right side row.

Next row: Rib 2 (4) * inc in next st, rib 13 (9), rep from * to last 2 (4)sts., inc 1, rib to end. 80 (86)sts.

Change to 3mm needles and cont in st st (1 row k, 1 row p) following chart for Back, commence at st indicated on chart for required size. Cont straight until 52 (62) rows are complete on chart ending with a wrong side row.

SHAPE ARMHOLES

Cast off 2sts at beg of next 4 rows.

Cast off 1 st at beg of next 2 rows. 70 (76)sts. Cont until 100 (116) rows are completed from chart: Work measures 33 (38)cms.

Cast off. Mark 22 (24)sts each side for shoulders, leaving 26 (28)sts in centre for back neck.

RIGHT FRONT

With 2½mm needles and Myosotis cast on 37 (39)sts.

1st row: K3 * p2, k2, rep from * ending p2 (0).

Work 3cms in k2/p2 rib ending with a right side row.

Next row: Rib 3 (4) * inc 1 in next st, rib 14 (9), rep from * to last 4 (5)sts, inc 1, rib to end. 40 (43)sts.

Change to 3mm needles and cont following chart for required size.

Cont until 52 (62) rows are complete ending with a wrong side row.

SHAPE FRONT SLOPE AND ARMHOLE

Next row: Cast off 1 st, patt to end.

Next row: Cast off 2sts, patt to end.

Rep last 2 rows once more.

Next row: Cast off 1 (0)st, patt to end.

Next row: Cast off 1 st, patt to end. 32 (36)sts. Keep armhole edge straight and dec 1 st at front edge every foll 4th row (from previous dec) 10 (12) times more. 22 (24)sts.

Cont until 100 (116) rows are complete on chart. Cast off.

LEFT FRONT

With 2½mm needles and Myosotis cast on 37 (39)sts.

1st row: P2 (0) * k2, p2, rep from * ending k3. Complete as Right Front, following chart for Left Front and reversing shapings.

SLEEVES

With 2½mm needles and Myosotis cast on 38 (42)sts.

1st row: K2 * p2, k2, rep from * to end.

Work 2cms in k2/p2 rib ending with a right side row.

Next row: Rib 4 (6) * inc 1 in next st, rib 9, rep from * to last 4 (6)sts, inc 1, rib to end. 42 (46)sts.

Change to 3mm needles and cont following chart for sleeve, commencing at st indicated on chart for required size.

Inc 1 st each end of every 6th row 8 (9) times, then every foll 4th row 3 (6) times. 64 (76) sts. Cont until 62 (80)rows are complete on chart. Work measures 21 (26)cms ending with a wrong side row.

SHAPE TOP

Cast off 4 (6)sts at beg of next 2 (6) rows.

Cast off 5 (7)sts at beg of next 6 (2) rows.

Cast off rem 26sts.

BUTTONHOLE BAND

With 2½mm needles and Orchidee cast on 190 (214)sts.

1st row: K2 * p2, k2, rep from * to end.

Work 1 row in k2/p2 rib.

3rd row: Rib 146 (165) * cast off 2sts. rib 11 (9) incl st on needle after cast off, rep from * 2 (3) times more, cast off 2sts, rib 3.

4th row: Rib to end and cast on 2sts at buttonholes.

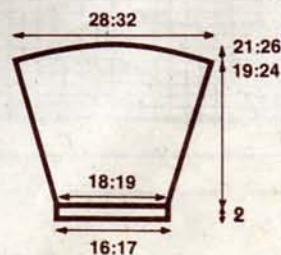
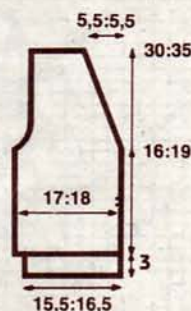
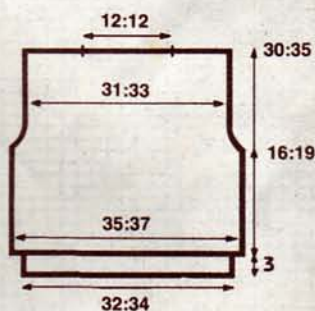
Work 2 more rows in k2/p2 rib ending with a WS row. K 1 row.

Work 2 rows in st st with spare yarn. (This will be unpicked when sts are sewn into place.)

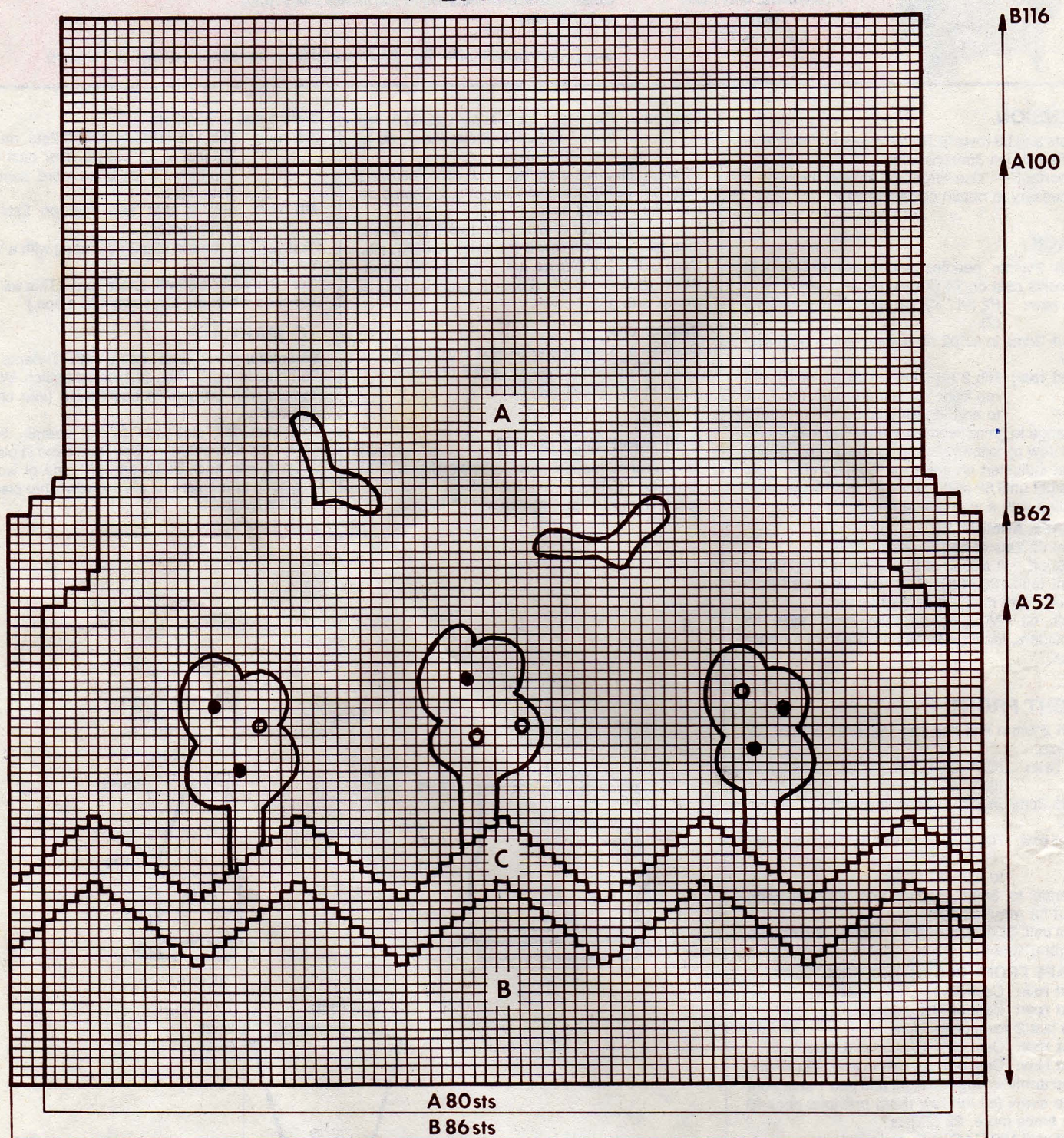
TO MAKE UP

Embroider birds and trees with Detente in Palombe in stem stitch and straight stitch. Work flowers with Detente in Lait Fraise (see chart and photo).

Join shoulder, side and sleeve seams. Sew sleeve top into armhole. Sew front band in place st by st with back stitch on right side of work, unpicking spare yarn as sts are sewn into place. Sew on buttons.

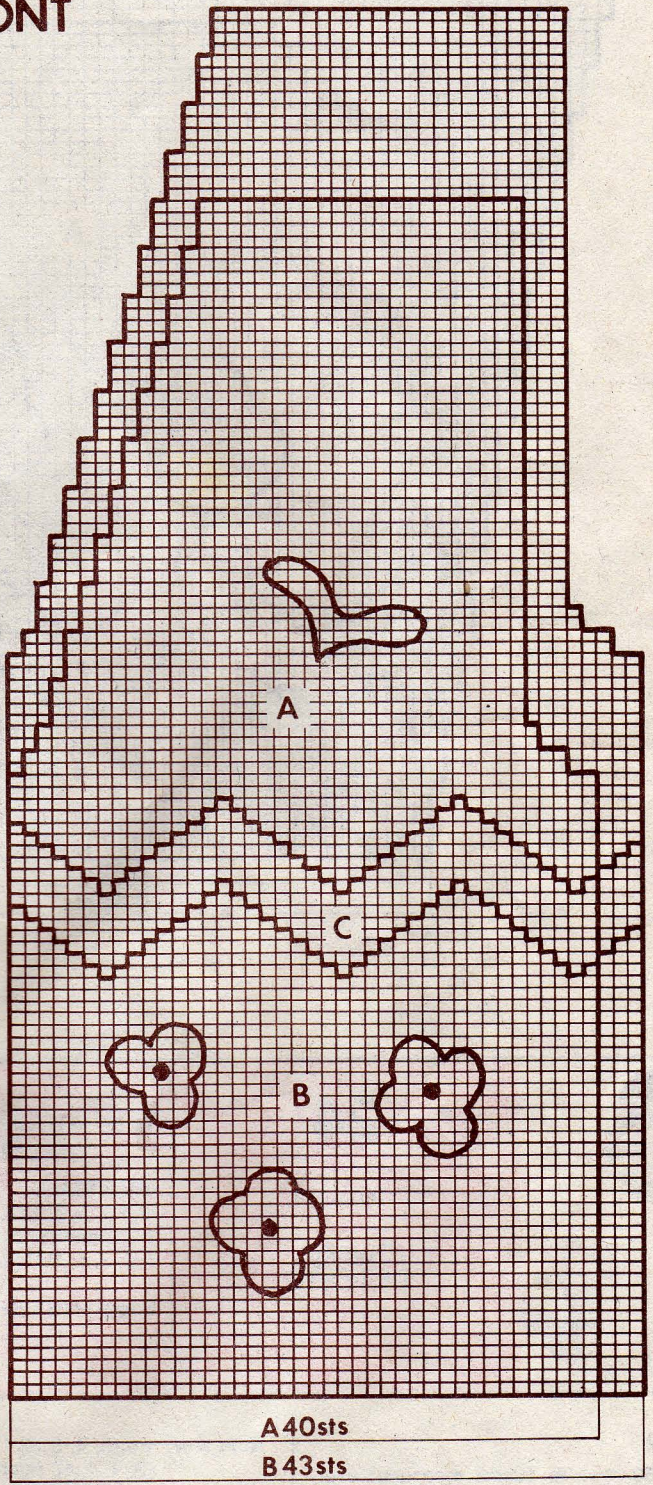



BACK



- A = Flamme Coton in Orchidee
- B = Flamme Coton in Myosotis
- C = Detente in Palombe
- = Detente in Lait Fraise
- = Detente in Zeste

FRONT

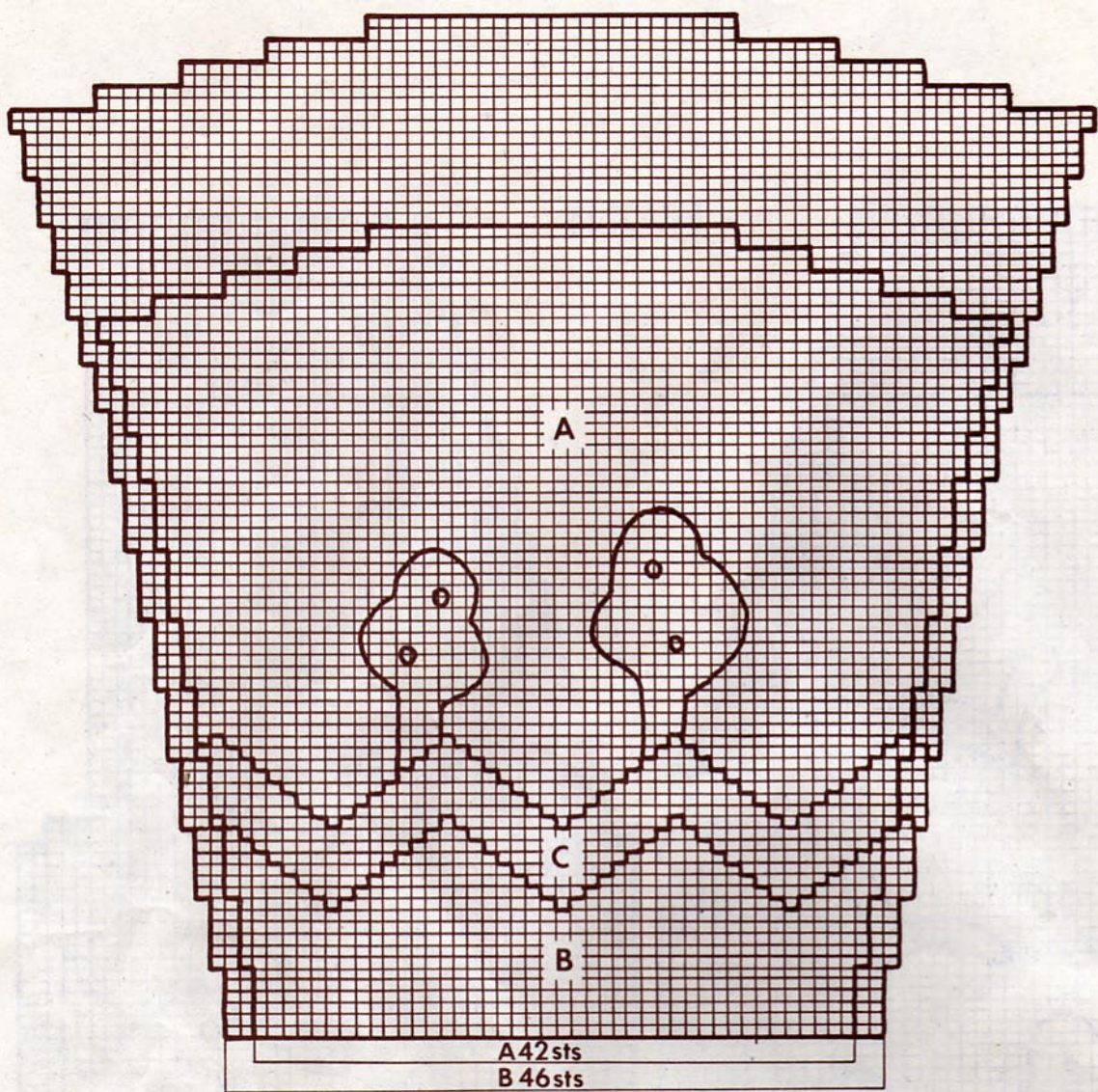


B116

A100

B62

A52



B80

A62

A

B

C

A42sts
B46sts