Model	F425AETX F425AETU F425AETE	STEERING SYSTEM	TILLER ,REMOTE CONTROL
		TILTING DEVICE	PT ,PTT ,MECHANICAL TILT ,HYDRAULIC TILT
	FL425AETX FL425AETU FL425AETE	STARTING SYSTEM	RECOIL STARTER,ELECTRIC STARTER
		LUBRICATIVE SYSTEM	PREMIXED ,OIL INJECTION

DIMENSION \ TRANSOM HEIGHT	S	L	Y (LL)	X (UL)	U (SUL)	E (XUL)	OPTION COMMENT
G 1				390	391	392	
G 2				115	83	49	
L 1				1019	←	←	
L 2				198	←	←	
L 3				-	-	-	
L 4				861	←	←	
L 5				33	←	←	
L 6				1291	1412	1533	
L 7				708	←	←	
L 8				295	←	←	
L 9				66	←	←	
L10				47	←	←	
H 1				1100	1227	1354	
H 2				959	←	←	
H 3				230	←	←	
H 4				640	767	894	
H 5				-	-	-	
H 6				991	1079	1167	
H 7				720	←	←	
H 8				36	←	←	
H 9				1286	←	←	
H10				101	←	←	
H11				42	42	41	
W 1				326	←	←	
W 2				-	-	-	
W 3				-	-	-	
W 4				-	-	-	

DIMENSION	
W 5	554
W 6	-
A 1	31°
A 2	77°
A 3	4
B 1	125.4
B 2	254
B 3	163.5
B 4	50.8
B 5	222
B 6	405
B 7	-
B 8	-
B 9	18.5
B10	-
B11	-
B12	-
B13	24
C 1	-
C 2	-
C 3	-
D 1	13
D 2	92.5
D 3	-
D 4	-
T	723.9

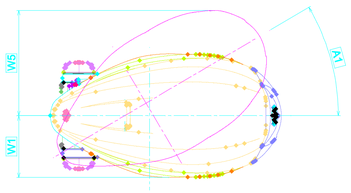

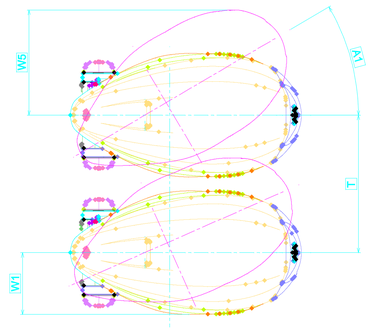

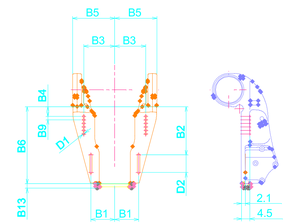

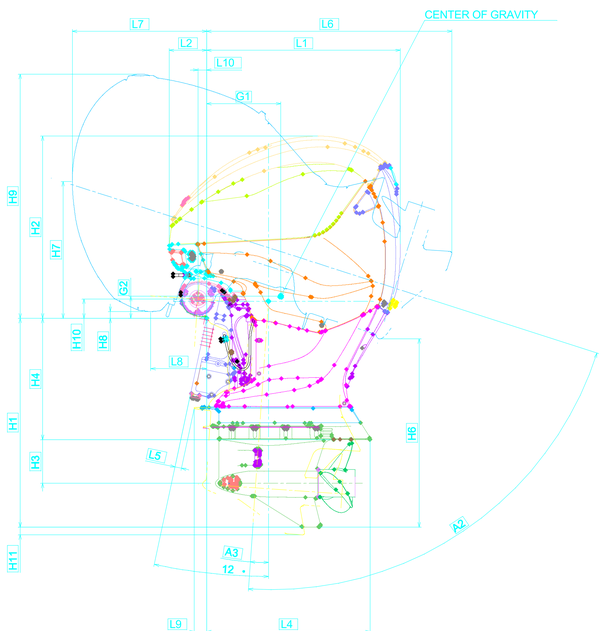

X TRANSOM

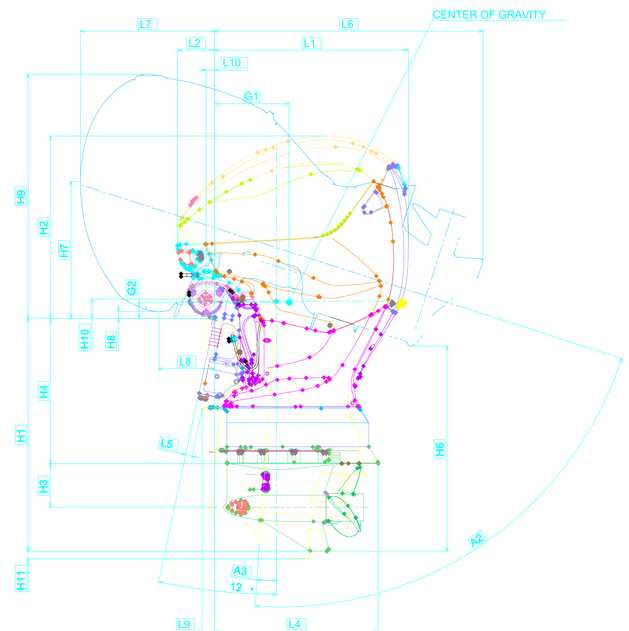

U TRANSOM

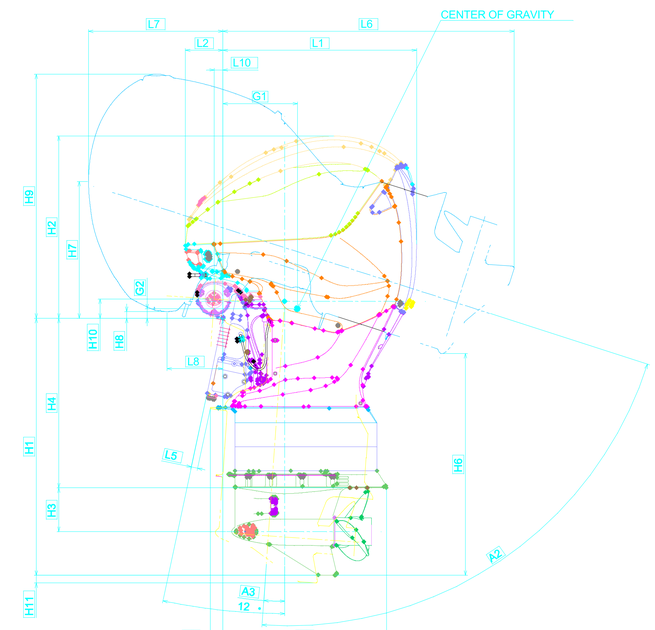

E TRANSOM

NOTE
1.ALL DIMENSIONS ARE BASED ON (12) 。TRANSOM ANGLE
2.FOLLOWING ANGLES ARE BASED ON VERTICAL LINE
3.SHALLOW WATER CRUISING ANGLE (-) 。
4.TILT ANGLE (— — —) 。 (MECHANICAL TILT)
TRIM ANGLE (-4~16) ' ' 。 (PTT)
5.TILT SUPPORT ANGLE (69 56) 。

F425A_ET_2D