HiFi ENGINE®

For more Hi-Fi manuals and set-up information
please visit www.hifiengine.com

■COMPLETE CIRCUIT DIAGRAM

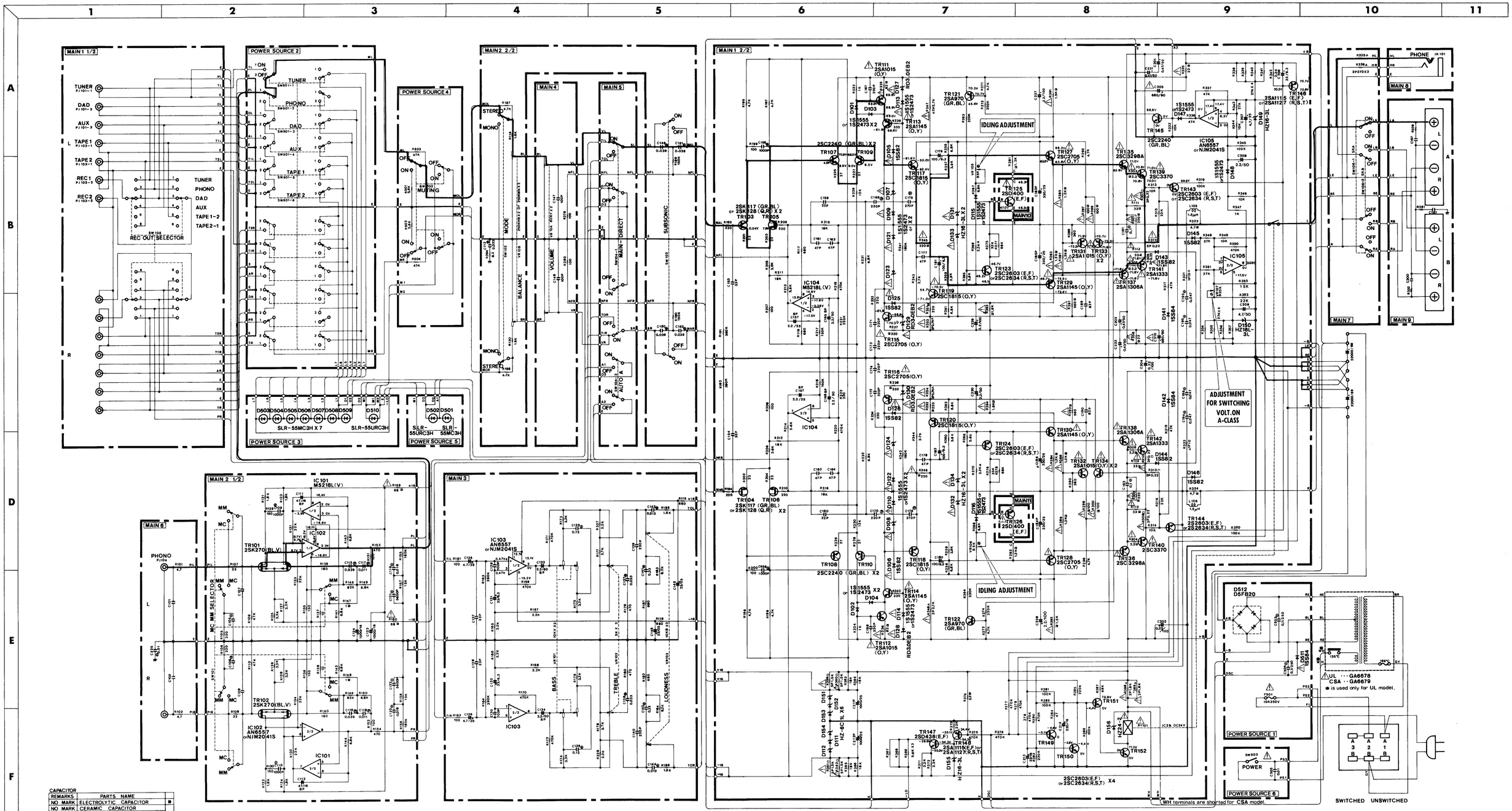

CAPACITOR

REMARKS	PARTS NAME	
NO MARK	ELECTROLYTIC CAPACITOR	●
NO MARK	CERAMIC CAPACITOR	
●	POLYESTEL FILM CAPACITOR	‖
●	POLYPROPYLEN FILM CAPACITOR	

RESISTOR

REMARKS	PARTS NAME
NO MARK	CARBON FILM RESISTOR
▲	METAL OXIDE FILM RESISTOR
▲	METAL FILM RESISTOR
●	METAL PLATE RESISTOR
●	FIRE PROOF CARBON FILM RESISTOR
●	SEMI VARIABLE RESISTOR

CAUTION

Components having special characteristics are marked ⚠ and must be replaced with parts having specifications equal to those originally installed.

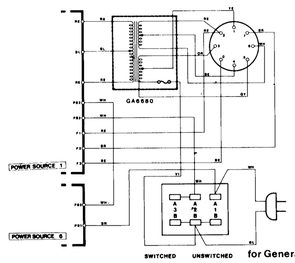

for General Model

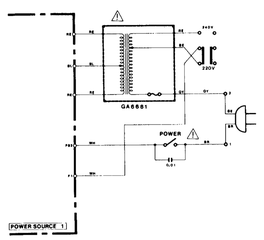

for European Model

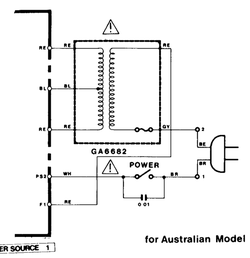

for Australian Model

Semiconductors

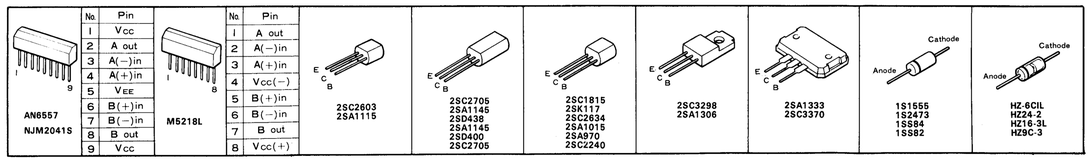

	No.	Pin
AN6557 NJM2041S	1	Vcc
	2	A out
	3	A(−)in
	4	A(+)in
	5	VEE
	6	B(+)in
	7	B(−)in
	8	B out
	9	Vcc

	No.	Pin
M5218L	1	A out
	2	A(−)in
	3	A(+)in
	4	Vcc(−)
	5	B(+)in
	6	B(−)in
	7	B out
	8	Vcc(+)

2SC2603 2SA1115	
2SC2705 2SA1145 2SD438 2SA1145 2SD400 2SC2705	
2SC1815 2SK117 2SC2634 2SA1015 2SA970 2SC2240	
2SC3298 2SA1306	
2SA1333 2SC3370	
1S1555 1S2473 1SS84 1SS82	
HZ-6CIL HZ24-2 HZ16-3L HZ9C-3	