

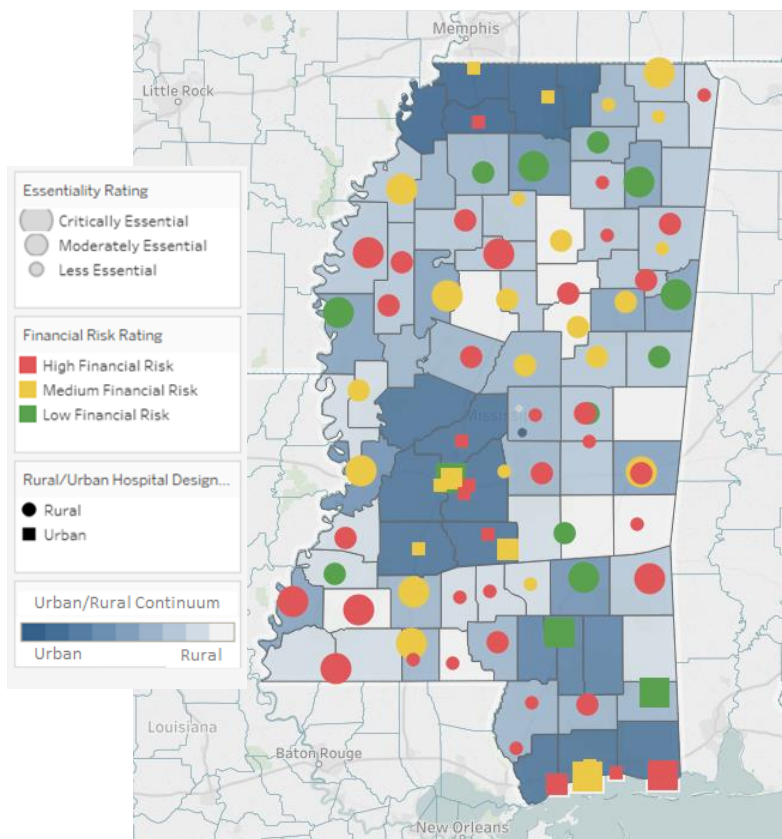
# PROTECTING RURAL HEALTHCARE

---

MISSISSIPPI

# MISSISSIPPI STATE OVERVIEW – RURAL HOSPITALS

## Rural Hospitals Financial & Essentiality<sup>1</sup>: Mississippi



*In Mississippi, ~48% of rural hospitals are rated as High Financial Risk*

### Mississippi Rural Hospital Ratings

		Market Essentiality		
		Less	Moderate	Critical
Financial Risk	Low	1.6%	9.4%	7.8%
	Med	10.9%	10.9%	10.9%
	High	18.8%	20.3%	9.4%

(1) Designation of a Critical Access Hospital is not a top determinant factor as less than 50% of those designated do not meet distance requirements  
 Source: HCRIS Cost Reports (Most Recent Year); Medicare Cost Reports (Most Recent Year); Claritas (2018); Navigant Research and Analysis

# HIGH FINANCIAL RISK RURAL HOSPITALS STATEWIDE

Hospital Name	City	State	Navigant Market Essentiality Rating	Navigant Financial Risk Rating
Baptist Medical Center Leake	Carthage	MS	Less Essential	High Financial Risk
Beacham Memorial Hospital	Magnolia	MS	Less Essential	High Financial Risk
H C Watkins Memorial Hospital	Quitman	MS	Less Essential	High Financial Risk
Highland Community Hospital	Picayune	MS	Less Essential	High Financial Risk
Jefferson Davis Community Hospital CAH	Prentiss	MS	Less Essential	High Financial Risk
Laird Hospital	Union	MS	Less Essential	High Financial Risk
Lawrence County Hospital	Monticello	MS	Less Essential	High Financial Risk
North Mississippi Medical Center - Iuka	Iuka	MS	Less Essential	High Financial Risk
North Mississippi Medical Center - Pontotoc	Pontotoc	MS	Less Essential	High Financial Risk
Pearl River County Hospital	Poplarville	MS	Less Essential	High Financial Risk
Trace Regional Hospital	Houston	MS	Less Essential	High Financial Risk
Walthall County General Hospital CAH	Tylertown	MS	Less Essential	High Financial Risk
Choctaw Health Center	Choctaw	MS	Moderately Essential	High Financial Risk
Claiborne County Medical Center (FKA Patients Choice)	Port Gibson	MS	Moderately Essential	High Financial Risk
Gilmore Memorial Hospital (FKA Merit Health - Gilmore)	Amory	MS	Moderately Essential	High Financial Risk
Lackey Memorial Hospital	Forest	MS	Moderately Essential	High Financial Risk
Marion General Hospital	Columbia	MS	Moderately Essential	High Financial Risk
North Mississippi Medical Center - Eupora	Eupora	MS	Moderately Essential	High Financial Risk
North Mississippi Medical Center - West Point	West Point	MS	Moderately Essential	High Financial Risk
North Sunflower Medical Center	Ruleville	MS	Moderately Essential	High Financial Risk
Rush Foundation Hospital	Meridian	MS	Moderately Essential	High Financial Risk
South Sunflower County Hospital	Indianola	MS	Moderately Essential	High Financial Risk
Stone County Hospital	Wiggins	MS	Moderately Essential	High Financial Risk
Tallahatchie Critical Access Hospital	Charleston	MS	Moderately Essential	High Financial Risk
UMMC Holmes County	Lexington	MS	Moderately Essential	High Financial Risk
Bolivar Medical Center	Cleveland	MS	Critically Essential	High Financial Risk
Field Health System (FKA Field Memorial Community Ho	Centerville	MS	Critically Essential	High Financial Risk
Franklin County Memorial Hospital	Meadville	MS	Critically Essential	High Financial Risk
Merit Health - Natchez (FKA Natchez Regional Medical C	Natchez	MS	Critically Essential	High Financial Risk
UMMC Grenada (FKA Grenada Lake Medical Center)	Grenada	MS	Critically Essential	High Financial Risk
Wayne General Hospital	Waynesboro	MS	Critically Essential	High Financial Risk

Table depicts **high financial risk** rural hospitals.

Navigant's report grouped those hospitals categorized as critically or moderately essential into a single group considered **highly essential** to the health and economic well-being of their communities.




Grouped together in Highly Essential category for Navigant's report

# METHODOLOGY NOTES

## Evaluation Criteria

**Essentiality:** How important is the hospital to the market(s) it serves?

### Essentiality Rating




-  Critically Essential
-  Moderately Essential
-  Less Essential

Hospitals are rated on four indicators:

1. Trauma Level Designation
  - Trauma Level I and II are “Critically Essential”
2. Service to Vulnerable Populations
  - Composite of proportion of Medicaid days and level of Uncompensated Care compared to national average
3. Geographic Isolation
  - Proportion of hospital beds within 25 mile radius
4. Economic Impact on Community
  - Ratio of Hospital employees to community residents

**Financial Risk:** What is the hospital’s short and long-term financial state?

### Financial Risk rating

-  High Financial Risk
-  Medium Financial Risk
-  Low Financial Risk

Hospitals are rated on three key indicators and ratings are based on comparisons with Moody’s healthcare medians for different bond ratings groups

1. Non-Audited Operating Margin\*
  - Last 3 years: below/above/variable compared to Moody’s medians
2. Days Cash on Hand
3. Debt to Capitalization Ratio

Financial data provided by HCRIS reports (FY17, FY16, FY15)  
Trauma designation and employees from ACOS and Definitive Healthcare  
Other metrics based on Navigant analysis  
\*CMS’ calculation for total margin