



İÇİNDEKİLER

HAKKIMIZDA	04
NEDEN HÜRSAN ŞÖMİNE?	06

ODUNLU ŞÖMİNE HAZNELERİ

Konik Hazneler	14
Lineer Hazneler	22
Dar Hazneler	38
Kare Hazneler	42
Dikey Hazneler	48
L Tipi Hazneler	52
U Tipi Hazneler	76
Prizmatik Hazneler	92
Çift Taraflı Hazneler	96
Üç Taraflı Hazneler	112
Dört Taraflı Hazneler	122
Dev Hazne	126
Yuvarlak Hazne	127
Klasik Açık Hazne	128
Ekonomik Hazne	129

ETANOL BRÜLÖRLERİ ve HAZNELERİ

Etanol Brülörleri	130
Etanol Hazneleri	134

ORTA ŞÖMİNELER	164
BARBEKÜ HAZNELERİ	176
BACA ŞAPKALARI	182



Modeller kalıplanıyor.



Büyük kazanda eritilen pik madeni, orta ve küçük boy potalara aktarılıyor.

HÜRSAN A.Ş. 1975 yılında, Makine Mühendisi ALİ ARAPTARLI tarafından kuruldu.

1970'li yıllarda yaşanan yakıt sıkıntısının etkisiyle, katı yakıtlı çalışan alternatif ve estetik bir ısıtma cihazı üretmek amacıyla yola çıkan Hürsan, Türkiye'de endüstriyel anlamda **şömine imalatını gerçekleştiren ilk firmadır.**

Türkiye'de, şöminenin öncelikle bir ısı cihazı olduğu fikrinin yaygınlaşması, Hürsan Şömine'nin ürettiği, endüstriyel şömine hazneleriyle başladı. Duvar ustaları tarafından örülen, çoğu çalışmayan, tüten, ısıtmayan eski sistem şömineler zamanla yerlerini mühendislik hesapları yapılmış, verimli, emniyetli Hürsan Şömine hazneleriyle değiştirdi.

40 yıldır, Türkiye'nin önde gelen tüm inşaat firmalarının yurtiçi ve yurtdışı projelerinde kullanılan Hürsan Şömine, üretimlerinin fonksiyonelliği, yüksek malzeme kalitesi ve çeşitliliğiyle sektöre yön vermeye devam ediyor.

Hürsan, bugün Türkiye'nin en büyük şömine üreticisidir.



Plazma kesim makinesinde dairesel kesimler yapılıyor.



Küçük boy kazanlarla taşınan eritilmiş maden, silis kumunun altındaki kalıplara dökülüyor.



Haznenin çelik gövdesini oluşturan sac plakalar, 'CNC Giyotin Makas' makinesinde kesiliyor.



Galvaniz koruyucuları, camı ve aksesuarları takılan hazneler, kalite kontrol istasyonuna gönderilmeye hazır.

Hürsan Şömine fabrikası; dökümhane, demirhane, mermerhane, marangozhane ve boyahane bölümlerinden oluşan entegre bir tesistir. Üretimin her aşaması geniş ve teknolojik bir makine parkurunda, uzman ve deneyimli kadrolar tarafından gerçekleştirilir.

Hürsan Şömine, 145 çeşit şömine haznesi, 800'ün üzerinde dış giydirme modeliyle konusunda **Avrupa'da en geniş ürün yelpazesine sahip üretici firmadır.**

Ayrıca, kendi modelini yaratmak isteyen müşterilerin, tasarımını yaptıkları veya sadece hayalini kurdukları şömineyle ilgili, detaylı bir mimari tasarım ve mühendislik çalışmasının ardından her tarzda, **kişiyeye özel üretimi** gerçekleştirir.

Hürsan Şömine ürünleri, Türkiye'de 60'ın üzerinde noktada; yurtdışında Fransa, Yunanistan, Rusya, Ukrayna, Azerbaycan, Kazakistan, Lübnan, Irak, İran, Makedonya, Kosova, Filistin, Ürdün ve KKTC'de satışta sunuluyor. Ülkemizde **ünlülerin şöminecisi** olarak tanınan Hürsan, bugüne kadar, dördü Türk altısı yabancı toplam **10 Cumhurbaşkanı ve Devlet Başkanının** konutuna şömine yapmayı başardı.

Hürsan Şömine, yarım asra yaklaşan deneyimi, genç ve dinamik kadrosu, sürekli geliştirdiği teknolojisi ve yenilediği koleksiyonlarıyla, Ortadoğu ve Balkanlar'ın en büyük şömine üreticisi olmayı hedefliyor.

HÜRSAN ŞÖMİNE HAZNELERİ



Hürsan Şömine Hazneleri, **dökümlü ve tuğlalı** olarak iki ana kategoride üretilir. Dökümlü haznelerimizde 14 mm kalınlığında, GG22 kalite, yüksek ısıya ve ateşe dayanıklı pik döküm kullanılır. Tuğlalı haznelerimizde 3 cm kalınlığında, 44cm x 22cm ölçülerinde, yekpare, yüksek ısıya ve ateşe dayanıklı, 1.sınıf, doğal ateş tuğlası kullanılır.

- Yüksek Isı Kapasitesi
- Delinmez
- Çatlamaz
- Deforme olmaz



Dünyanın en gelişmiş ve dayanıklı **asansör cam kapak sistemi**. Step-tronik ray sistemlerimiz; tam açık, yarım açık ve kapalı kullanım özellikleri sağlar. Ray sistemlerimizde kullanılan özel rulmanlar sayesinde, yanlış esnasında dahi şöminenizin cam kapağını tek parmağınızla kolaylıkla yukarı-aşağı hareket ettirebilirsiniz.

- Isıdan genişip sıkışma yapmaz
- Sessiz
- Titreşimsiz

KEYFİNİZİ NASIL ATEŞLİYOR?



Cam kapak sistemlerimiz çift fonksiyonludur.

Yukarı-aşağı çalışan asansör hareket özelliğine ek olarak, **yana açılabilme** özelliğine de sahiptirler. Kapağın yana açılabilmesi sayesinde cam temizliği kolaylıkla yapılır.



Alman Schott Robax marka, 800°C yüksek ısıya ve ateşe dayanıklı, 4mm kalınlığında, **vitro seramik cam**.

- Sıcak-soğuk farklılıklarından kırılma, çatlama yapmaz
- Isı geçirgen



Hazne içerisine giren oksijen miktarını kontrol ederek, yangın hızını ayarlayan ve alevin camla temasını en aza indirerek camın geç kirlenmesini sağlayan **hava ayar sürgüsü**.

Neden Hürsan?


Yanan odunların devrilip cama zarar vermesini ve açık kullanımlarda dışarı dökülmesini engelleyen, dolu demirden, düz veya opsiyonel olarak alev formunda sipariş edilebilen **koruma bariyeri.**

- İstenildiğinde çıkartılabilir, demonte



Hazne temizliğinin pratik biçimde yapılmasını sağlayan ve kül çekmecelerinin haznenin ön görünümünde oluşturduğu metal kalınlığı ortadan kaldıran

gömme kül kovası.



Kapalı, yarı açık ve tam açık kademeli **dışarıdan kontrol baca klapesi**

(baca kapağı).

Açık ve kapalı konumlarını kullanarak şöminenin yanış hızını ayarlamayı ve sık odun yüklemelerini engelleyerek sarfiyatı en aza indirmeyi sağlar.

L-tipi, U-tipi ve Prizmatik haznelerimizdeki **rodajlı cam birleşimleri**, camların aralıksız, yekpare görünmesini; U tiplerinde yan camların temizlik ve odun takviyesi için pratik bir şekilde yana açılmasını sağlar.



Haznelerimizde 32 cm yüksekliğinde standart ayak bulunmaktadır. Hazne ayaklarının altında bulunan civatalar sayesinde, ayak yüksekliğini 32 cm ile 40 cm arasında istediğiniz ölçüde ayarlayabilirsiniz.

- **Ayarlanabilir ayak**
- Hazneyi montaj esnasında kolayca teraziye alabilme olanağı

Haznelerimizde 50cm ile 70cm yüksekliğinde modele göre değişken

duman toplama davlumbazları

bulunmaktadır.

- Dumanın geri tepmesini engeller.
- Yüksek emiş gücü

Duman toplama davlumbazlarımızın orta bölümlerinde yanış hızını geciktirici ve ısı yansımalarını arttırıcı **alev kıran plakalar** bulunur.

Duman toplama davlumbazlarımızın orta bölümlerinde ateş çarpması ile ısınıp, şömine ısı odasının içine ekstra ısı yansımaları sağlayan, yüksek ısıya dayanıklı **çelik borular** kullanılır.



Neden Hürsan?



Haznelerimizin asansör cam kapak sistemlerinin etrafındaki **galvaniz saç koruma**, sistemin darbelerden korunmasını sağlar.

- Estetik görünüm



800 °C yüksek ısıya ve ateşe dayanıklı füme renk **yanmaz boya**.

- Renk değıştirmez
- Koku yapmaz
- Kabarmaz



Yanış verimliliğini artıran, **temiz hava giriş kanalı**.

- İsteğe bağılı olarak, dışarıdan temiz hava transferi sağlayan fleksibil boru bağlantısı yapılır veya kanal açık bırakılarak, ısı odası menfezlerinden ortamdaki havanın emilmesi sağlanabilir.
- İki şekilde de ateşin altından direkt olarak oksijen transferi gerçekleşir ve daha verimli bir yanış elde edilir.





Haznenin yanıřından memnun olunup, dıřarıdan temiz hava transferine ihtiya duyulmadığı zamanlarda temiz hava giriř kanalını kapatmaya yarayan **demonte kanal kapağı**.



Haznenin ürettiğı ısıyı, hazne üzerinde oluşturulan odacıkta toplayıp, direkt olarak mekana transfer etmeye yarayan **opsiyonel çift cidar galvaniz kaplama**.

- Özellikle haznenin bulunduğu mekanın arka odası veya hizasındaki üst kat odalara direkt ısı transferini kolaylaştırır.



- Isı transferi haznenin üst bölümüne takılan fleksibil ısı taşıma boruları ile sağlanır.



Çift cidar hazneden uzak mesafelerdeki odalara ısı transferini desteklemek amacıyla kullanılan **opsiyonel fan motoru**.

- İsteği göre iki veya dört farklı odaya ısı transferi yapılmasını sağlar.
- Fan motoru, uzaktan kumandası sayesinde, pratik bir şekilde açılıp kapanabilir.



HAZNE MODELLERİ



HAZNE: DÖKÜM

KAPAK: ASANSÖR + YANA AÇILIR

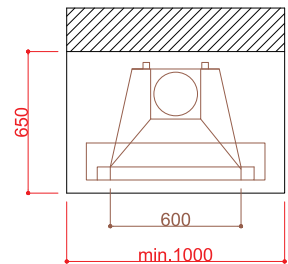
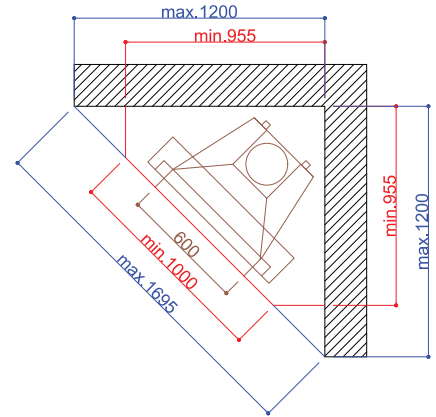
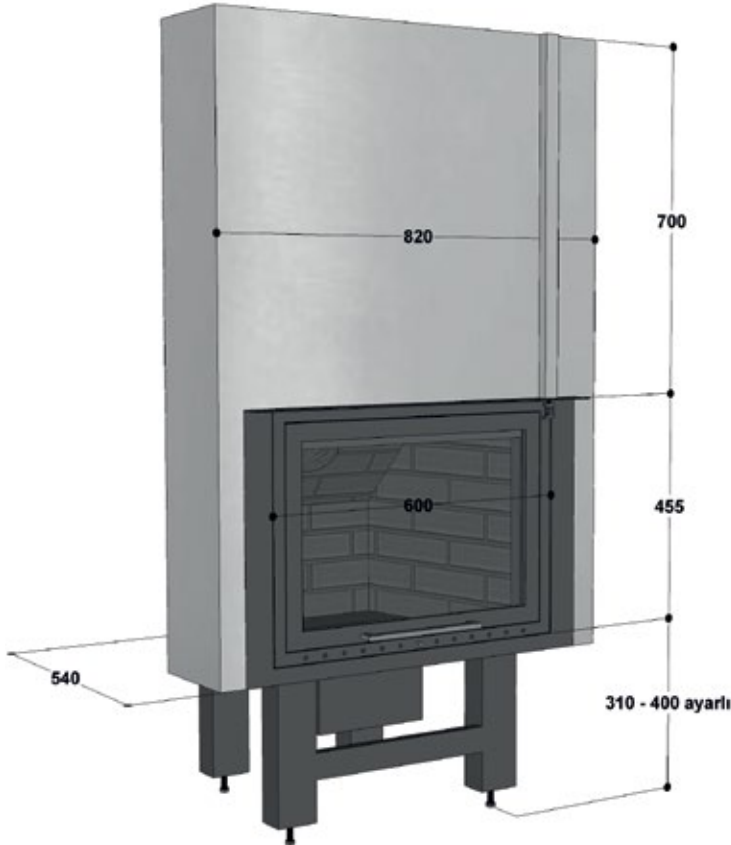
- GÜÇ: 9-13 kW
- RANDIMAN: 80 %
- BACA: \varnothing 200 mm
- AĞIRLIK: 180 kg
- BACA KLAPESİ: Dışarıdan Kontrol
- RENK: Füme

OPSİYONEL

Çift Cidar Gövde

Fan Motoru

Siyah Renk



YENİ

HAZNE: DÖKÜM
KAPAK: YANA AÇILIR

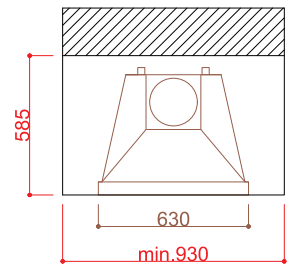
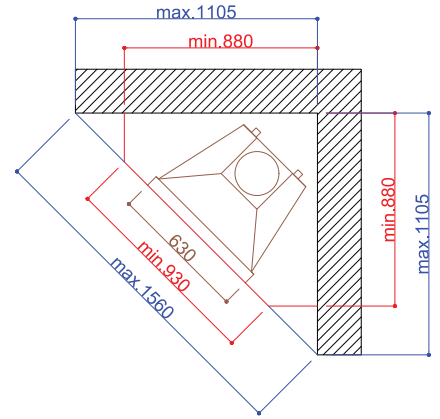
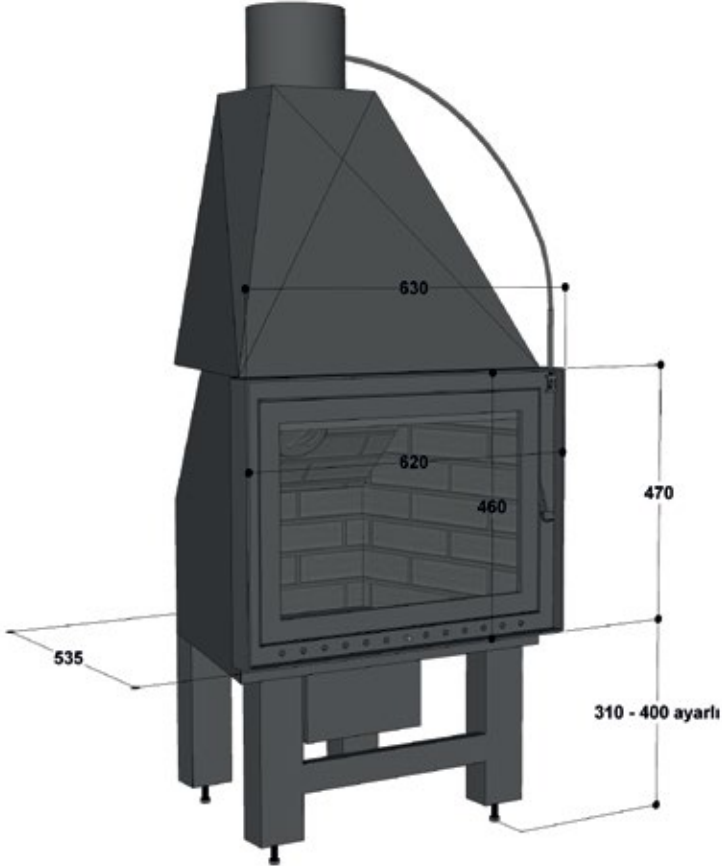
- GÜÇ: 9-13 kW
- RANDIMAN: 80 %
- BACA: ø 200 mm
- AĞIRLIK: 140 kg
- BACA KLAPESİ: Dışarıdan Kontrol
- RENK: Füme

OPSİYONEL

Çift Cidar Gövde

Fan Motoru

Siyah Renk



HAZNE: DÖKÜM

KAPAK: ASANSÖR + YANA AÇILIR

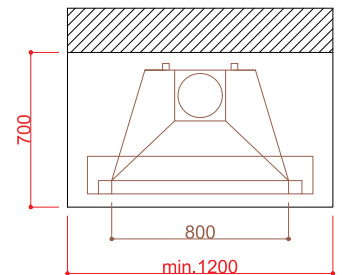
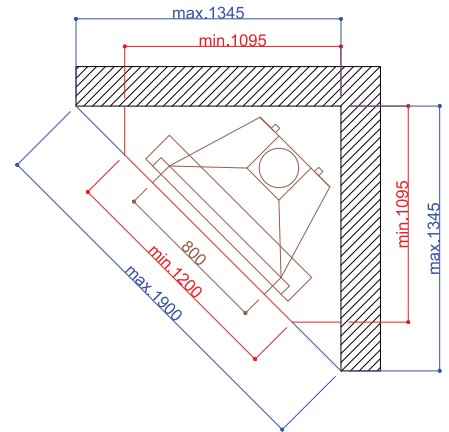
- GÜÇ: 12-16 kW
- RANDIMAN: 81 %
- BACA: ø 200 mm
- AĞIRLIK: 242 kg
- BACA KLAPESİ: Dışarıdan Kontrol
- RENK: Füme

OPSİYONEL

Çift Cidar Gövde

Fan Motoru

Siyah Renk



YENİ

HAZNE: DÖKÜM
KAPAK: YANA AÇILIR

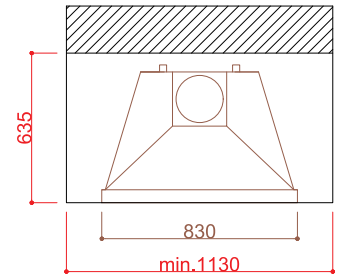
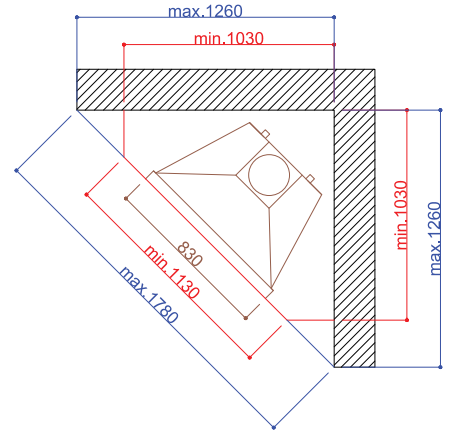
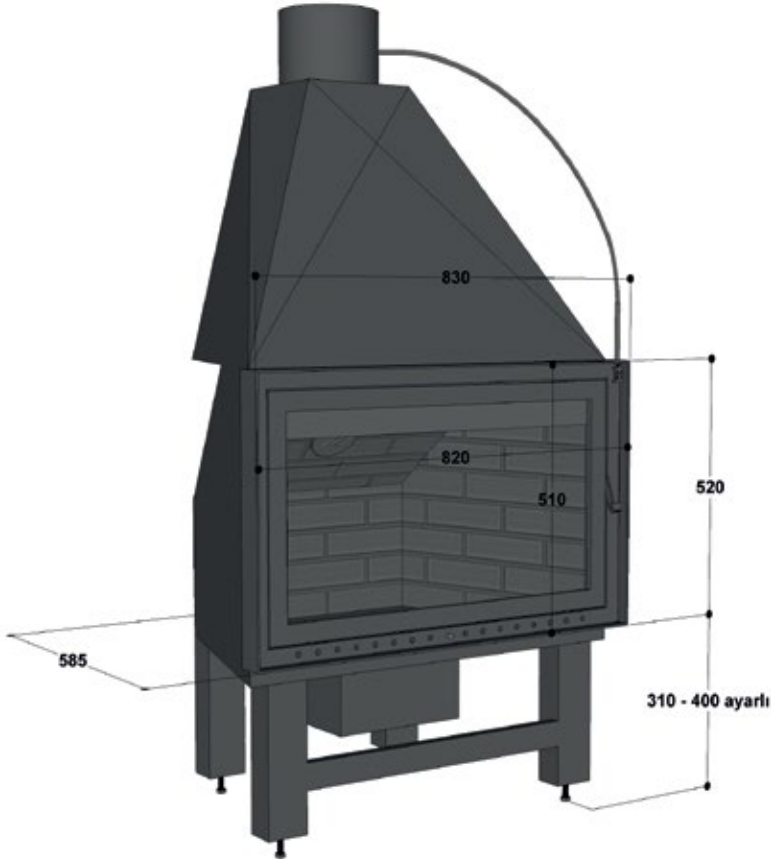
- GÜÇ: 12-16 kW
- RANDIMAN: 81 %
- BACA: ø 200 mm
- AĞIRLIK: 181 kg
- BACA KLAPESİ: Dışarıdan Kontrol
- RENK: Füme

OPSİYONEL

Çift Cidar Gövde

Fan Motoru

Siyah Renk



HAZNE: DÖKÜM

KAPAK: ASANSÖR + YANA AÇILIR

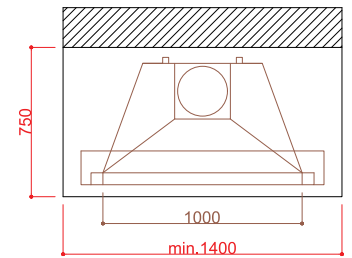
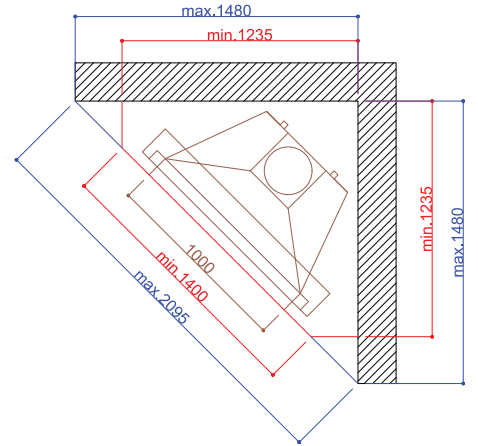

- GÜÇ: 14-18 kW
- RANDIMAN: 78 %
- BACA: ø 250 mm
- AĞIRLIK: 324 kg
- BACA KLAPESİ: Dışarıdan Kontrol
- RENK: Füme

OPSİYONEL

Çift Cidar Gövde

Fan Motoru

Siyah Renk



HAZNE: DÖKÜM

KAPAK: ASANSÖR + YANA AÇILIR

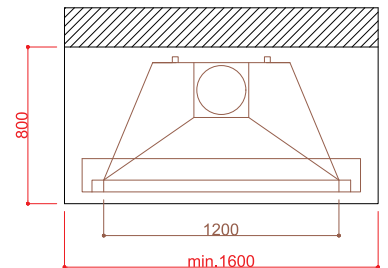
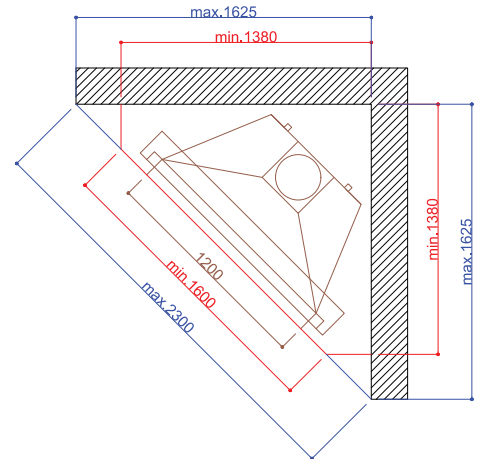

- GÜÇ: 15-19 kW
- RANDIMAN: 77 %
- BACA: ø 250 mm
- AĞIRLIK: 420 kg
- BACA KLAPESİ: Dışarıdan Kontrol
- RENK: Füme

OPSİYONEL

Çift Cidar Gövde

Fan Motoru

Siyah Renk



HAZNE: DÖKÜM

KAPAK: ASANSÖR + YANA AÇILIR

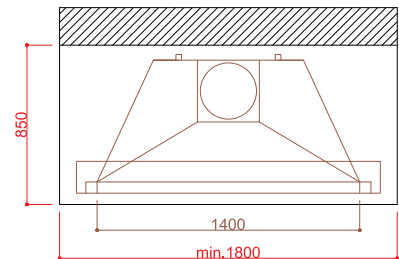
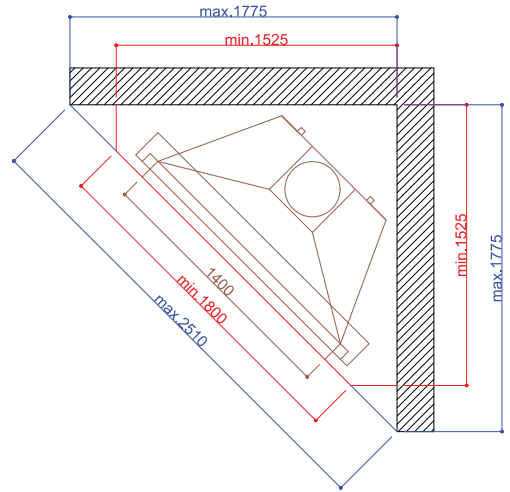

- GÜÇ: 17-21 kW
- RANDIMAN: 76 %
- BACA: \varnothing 300mm
- AĞIRLIK: 510 kg
- BACA KLAPESİ: Dışarıdan Kontrol
- RENK: Füme

OPSİYONEL

Çift Cidar Gövde

Fan Motoru

Siyah Renk





HAZNE: DÖKÜM

KAPAK: ASANSÖR + YANA AÇILIR

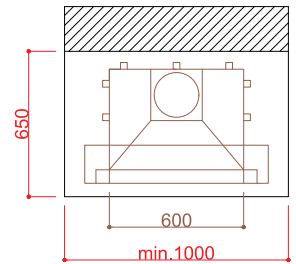
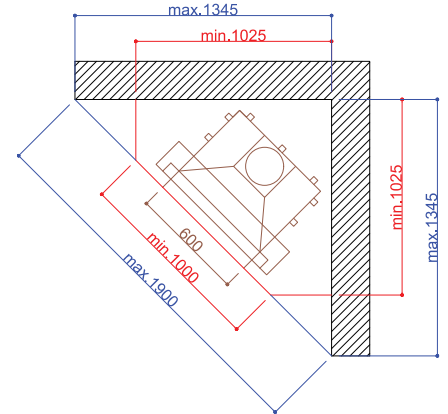
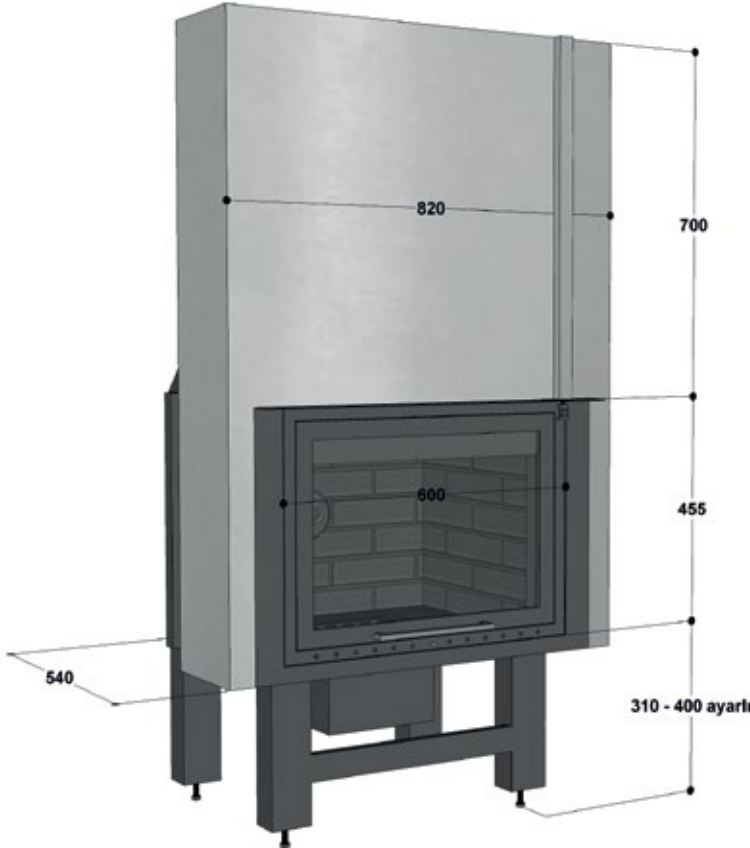
- GÜÇ: 8-12 kW
- RANDIMAN: 79 %
- BACA: ø 200 mm
- AĞIRLIK: 180 kg
- BACA KLAPESİ: Dışarıdan Kontrol
- RENK: Füme

OPSİYONEL

Çift Cidar Gövde

Fan Motoru

Siyah Renk



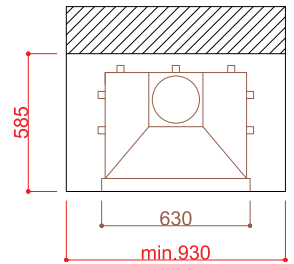
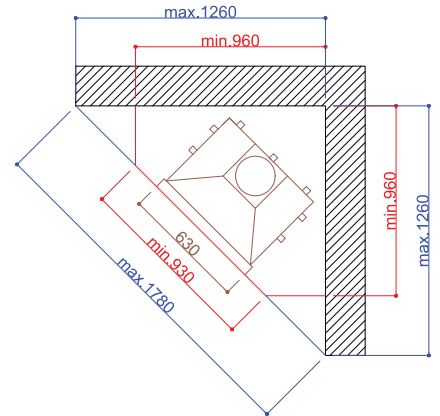
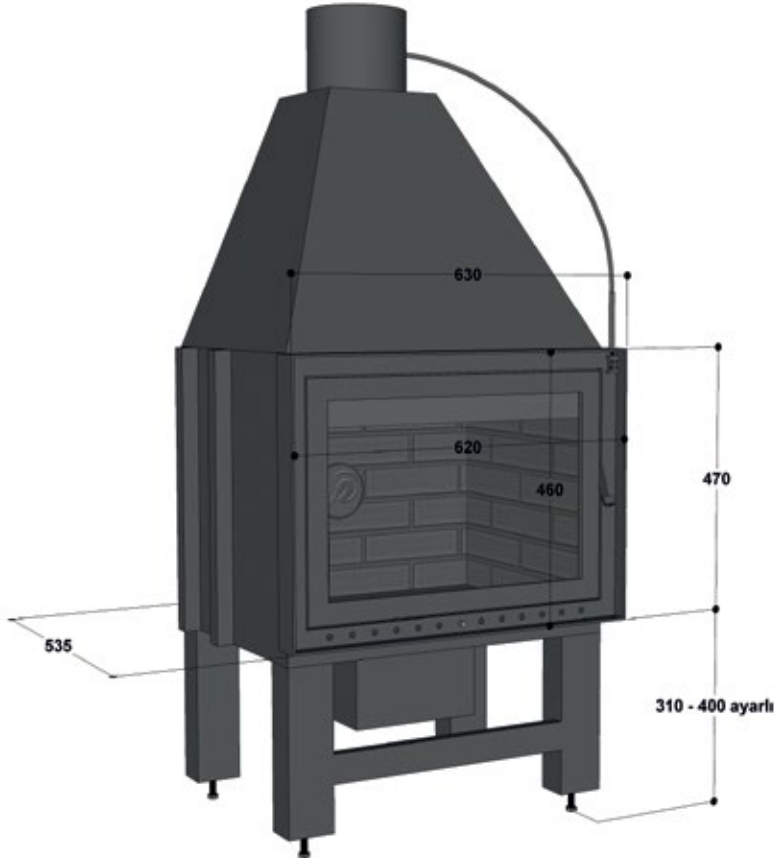
YENİ

HAZNE: DÖKÜM
KAPAK: YANA AÇILIR

- GÜÇ: 8-12 kW
- RANDIMAN: 79 %
- BACA: \varnothing 200 mm
- AĞIRLIK: 140 kg
- BACA KLAPESİ: Dışarıdan Kontrol
- RENK: Füme

OPSİYONEL

Çift Gövde
Fan Motoru
Siyah Renk



YENİ

HAZNE: TUĞLA

KAPAK: ASANSÖR + YANA AÇILIR

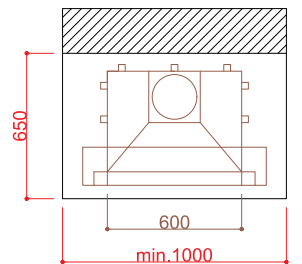
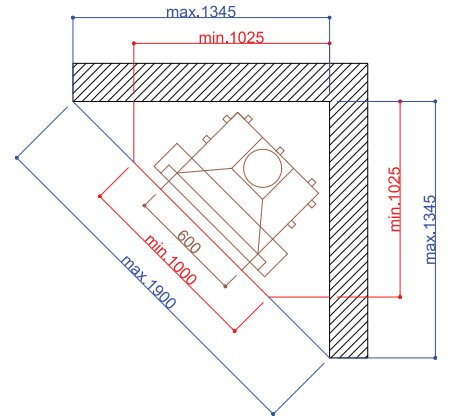
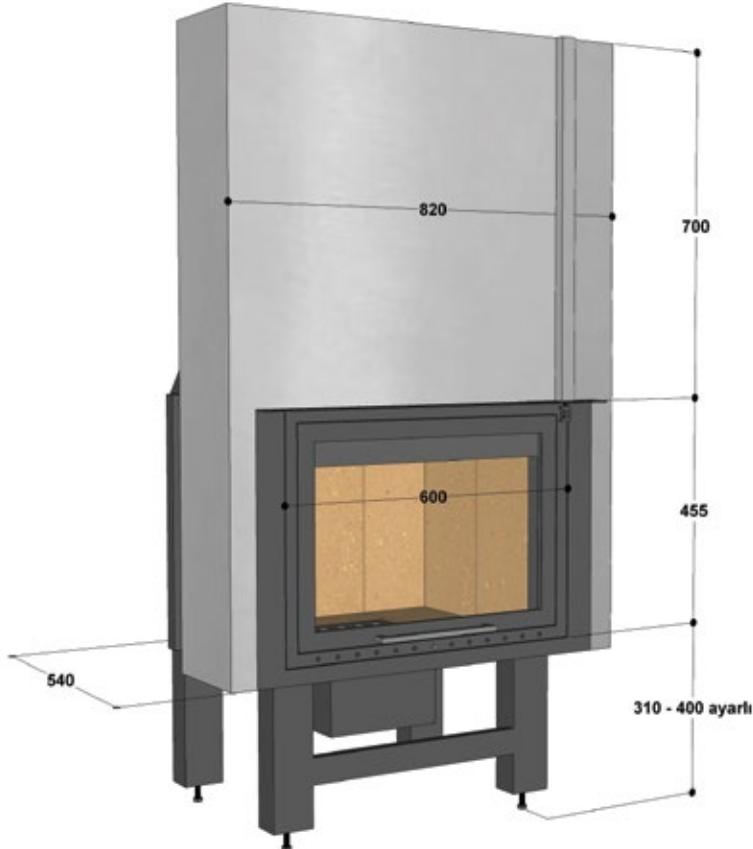
- GÜÇ: 8-12 kW
- RANDIMAN: 79 %
- BACA: ø 200 mm
- AĞIRLIK: 165 kg
- BACA KLAPESİ: Dışarıdan Kontrol
- RENK: Füme

OPSİYONEL

Çift Cidar Gövde

Fan Motoru

Siyah Renk



YENİ

HAZNE: TUĞLA
KAPAK: YANA AÇILIR

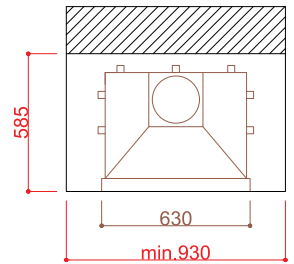
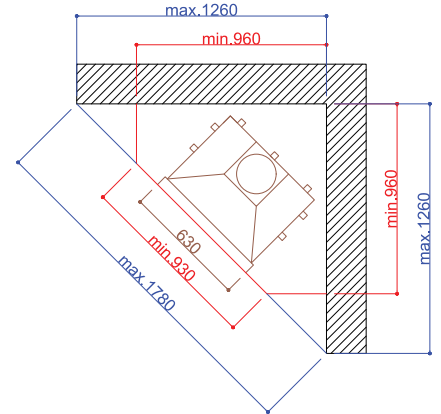
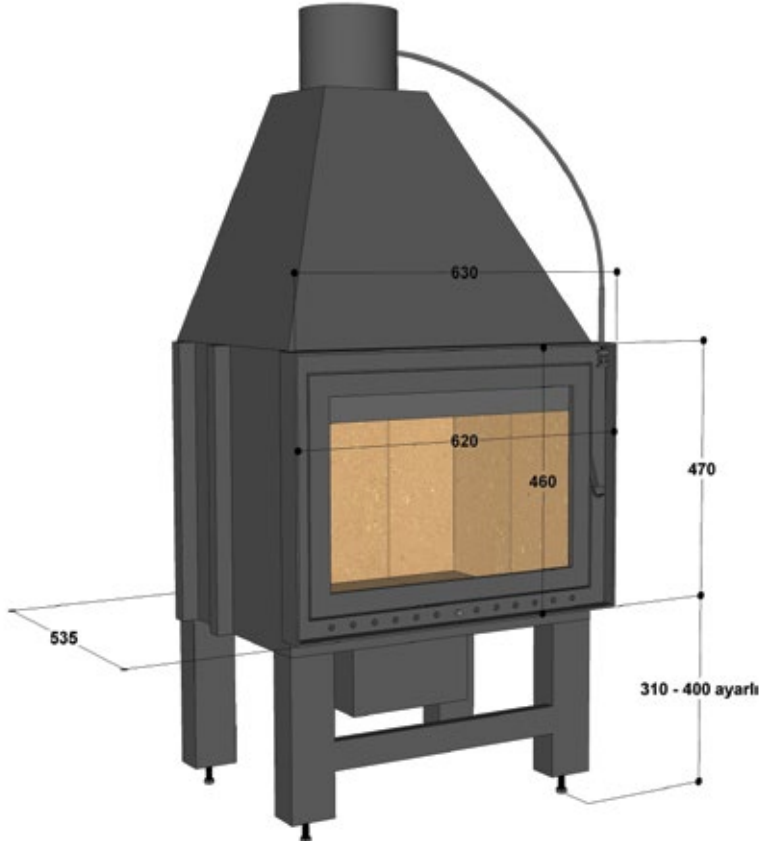
- GÜÇ: 8-12 kW
- RANDIMAN: 79 %
- BACA: \varnothing 200 mm
- AĞIRLIK: 125 kg
- BACA KLAPESİ: Dışarıdan Kontrol
- RENK: Füme

OPSİYONEL

Çift Cidar Gövde

Fan Motoru

Siyah Renk



HAZNE: DÖKÜM

KAPAK: ASANSÖR + YANA AÇILIR

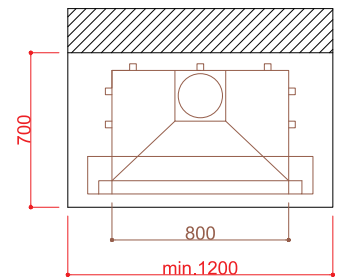
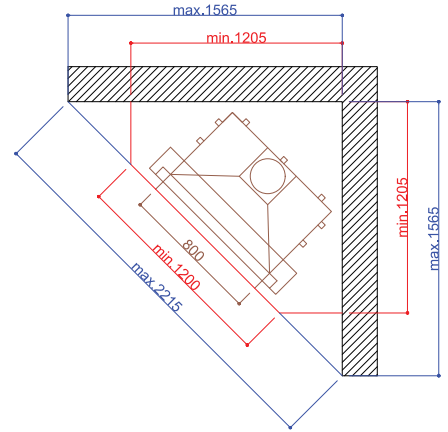
- GÜÇ: 11-15 kW
- RANDIMAN: 80 %
- BACA: ø 200 mm
- AĞIRLIK: 250 kg
- BACA KLAPESİ: Dışarıdan Kontrol
- RENK: Füme

OPSİYONEL

Çift Cidar Gövde

Fan Motoru

Siyah Renk



YENİ

HAZNE: DÖKÜM
KAPAK: YANA AÇILIR

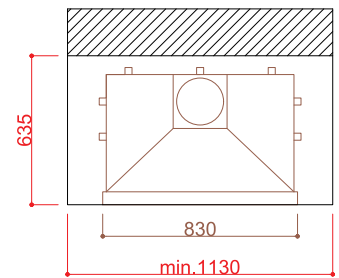
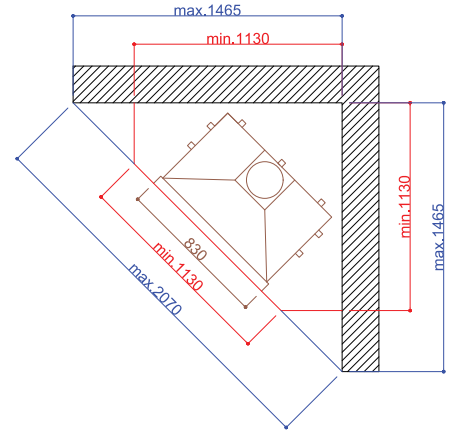
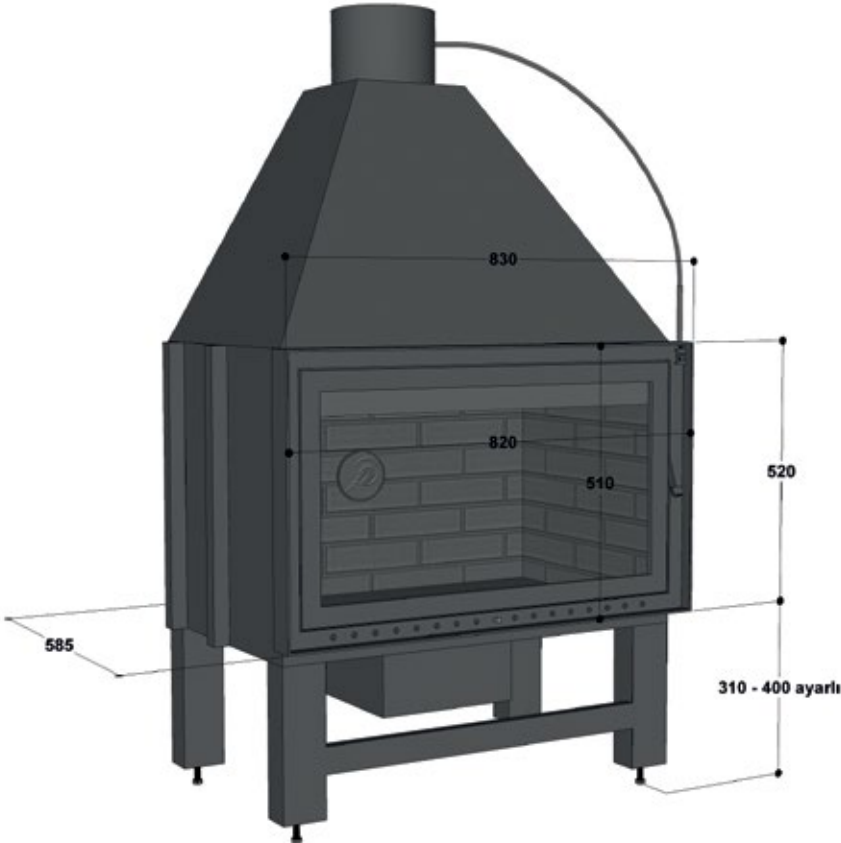
- GÜÇ: 11-15 kW
- RANDIMAN: 80 %
- BACA: \varnothing 200 mm
- AĞIRLIK: 190 kg
- BACA KLAPESİ: Dışarıdan Kontrol
- RENK: Füme

OPSİYONEL

Çift Cidar Gövde

Fan Motoru

Siyah Renk



YENİ

HAZNE: TUĞLA

KAPAK: ASANSÖR + YANA AÇILIR

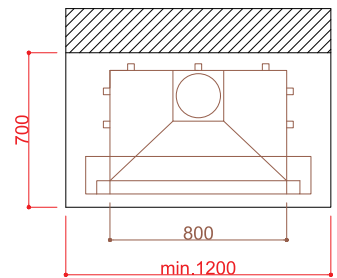
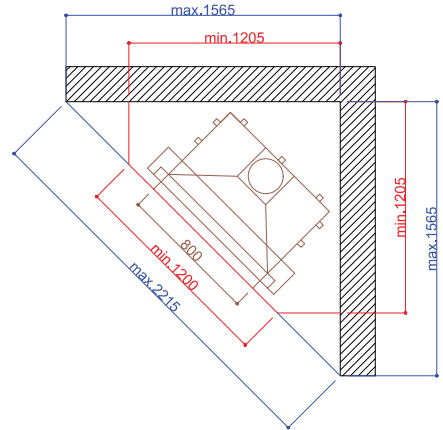
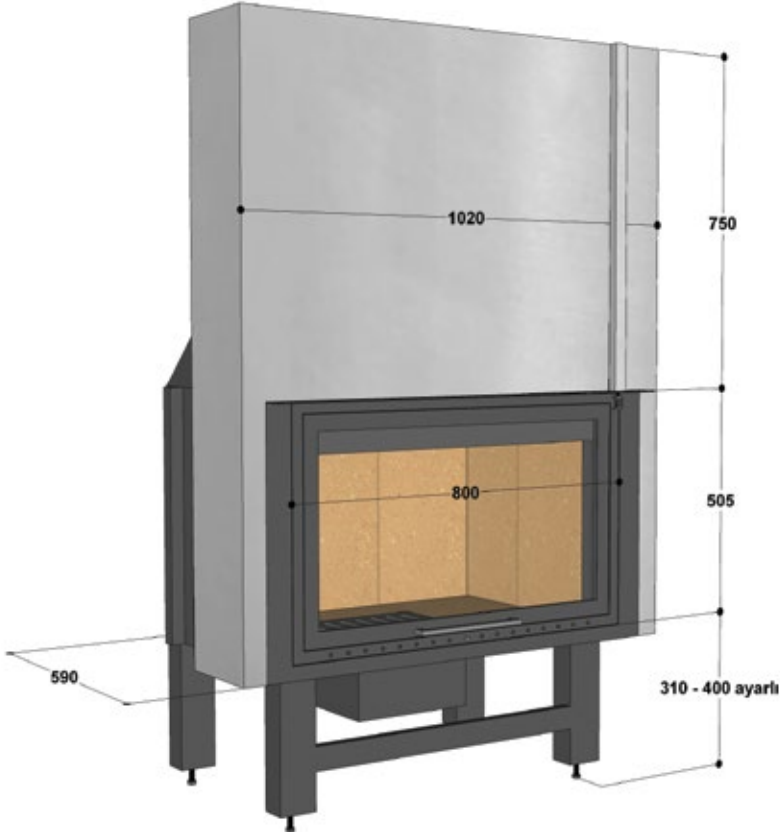
- GÜÇ: 11-15 kW
- RANDIMAN: 80 %
- BACA: ø 200 mm
- AĞIRLIK: 230 kg
- BACA KLAPESİ: Dışarıdan Kontrol
- RENK: Füme

OPSİYONEL

Çift Cidar Gövde

Fan Motoru

Siyah Renk



YENİ

HAZNE: TUĞLA
KAPAK: YANA AÇILIR

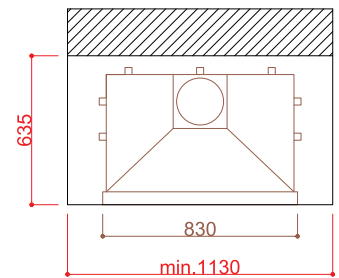
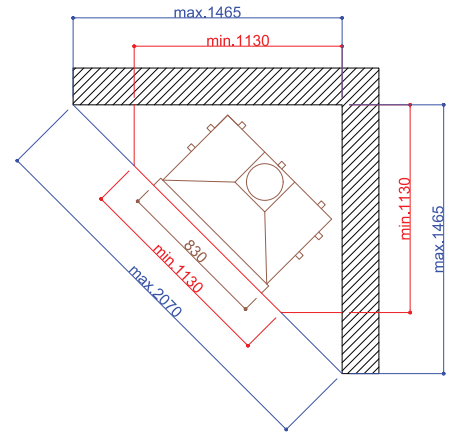
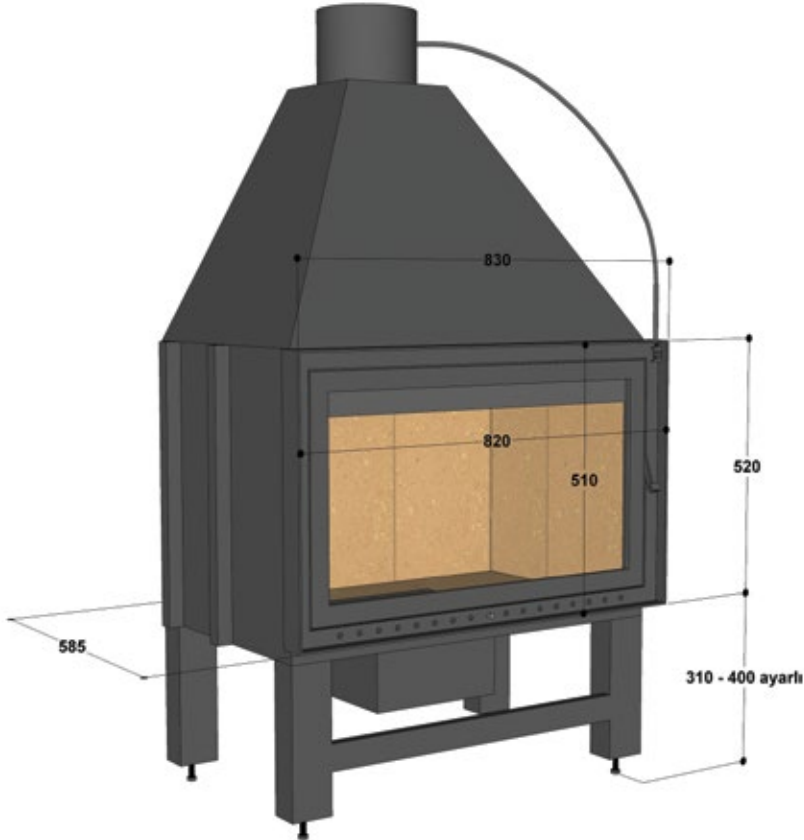
- GÜÇ: 11-15 kW
- RANDIMAN: 80 %
- BACA: ø 200 mm
- AĞIRLIK: 170 kg
- BACA KLAPESİ: Dışarıdan Kontrol
- RENK: Füme

OPSİYONEL

Çift Cidar Gövde

Fan Motoru

Siyah Renk



HAZNE: DÖKÜM

KAPAK: ASANSÖR + YANA AÇILIR

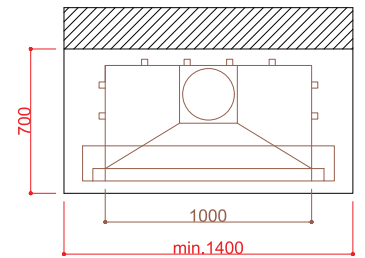
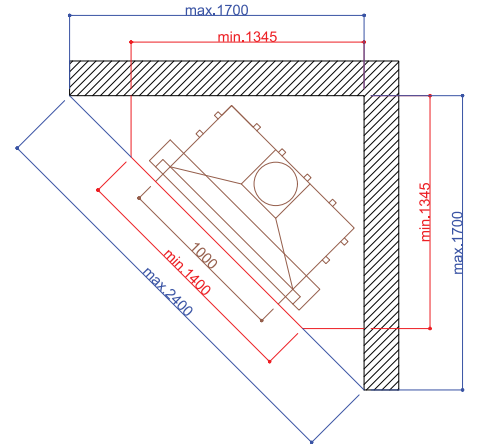
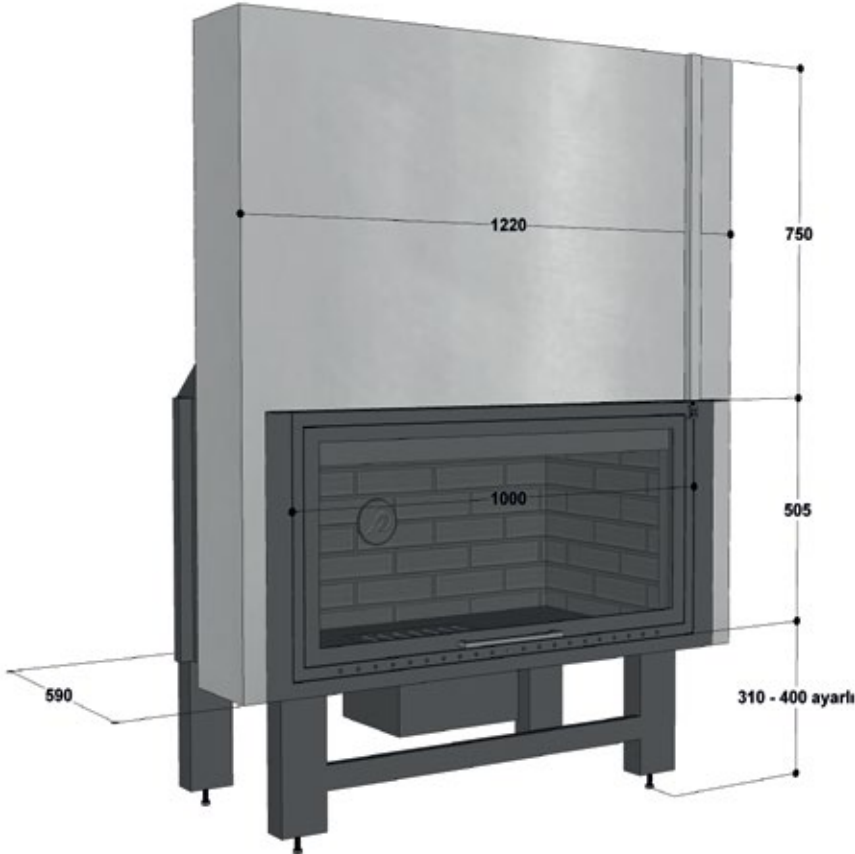
- GÜÇ: 13-17 kW
- RANDIMAN: 79 %
- BACA: ø 250 mm
- AĞIRLIK: 300 kg
- BACA KLAPESİ: Dışarıdan Kontrol
- RENK: Füme

OPSİYONEL

Çift Cidar Gövde

Fan Motoru

Siyah Renk



YENİ

HAZNE: TUĞLA

KAPAK: ASANSÖR + YANA AÇILIR

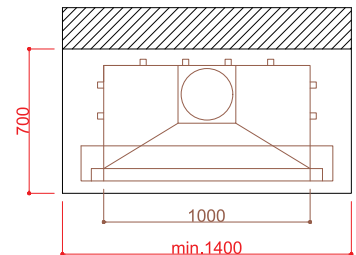
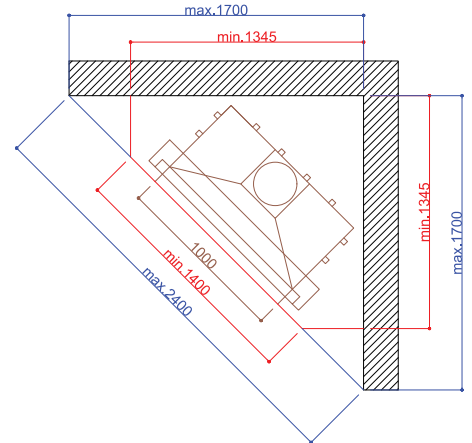
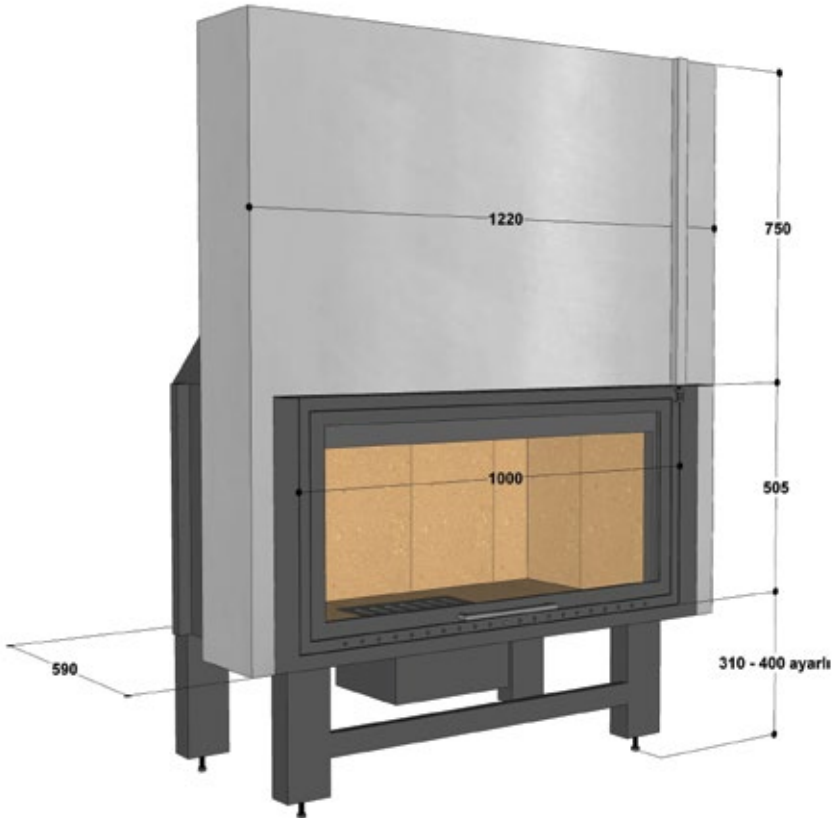
- GÜÇ: 13-17 kW
- RANDIMAN: 79 %
- BACA: \varnothing 250 mm
- AĞIRLIK: 280 kg
- BACA KLAPESİ: Dışarıdan Kontrol
- RENK: Füme

OPSİYONEL

Çift Cidar Gövde

Fan Motoru

Siyah Renk



HAZNE: DÖKÜM

KAPAK: ASANSÖR + YANA AÇILIR

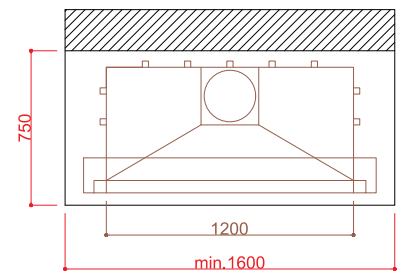
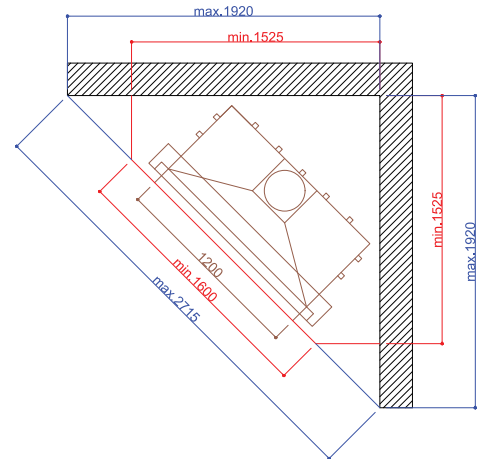
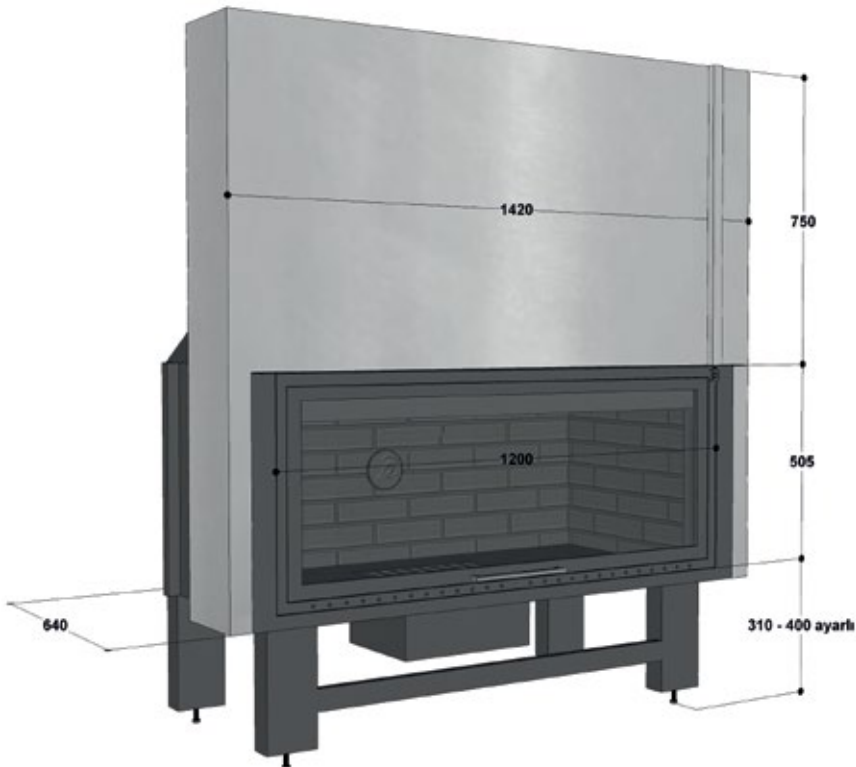
- GÜÇ: 14-18 kW
- RANDIMAN: 78 %
- BACA: ø 250 mm
- AĞIRLIK: 347 kg
- BACA KLAPESİ: Dışarıdan Kontrol
- RENK: Füme

OPSİYONEL

Çift Cidar Gövde

Fan Motoru

Siyah Renk



YENİ

HAZNE: TUĞLA

KAPAK: ASANSÖR + YANA AÇILIR

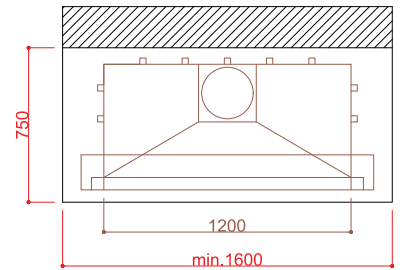
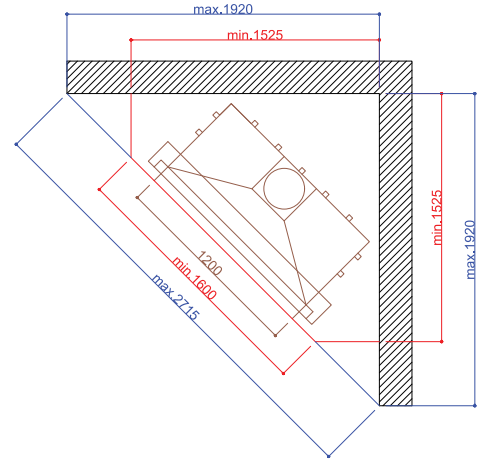
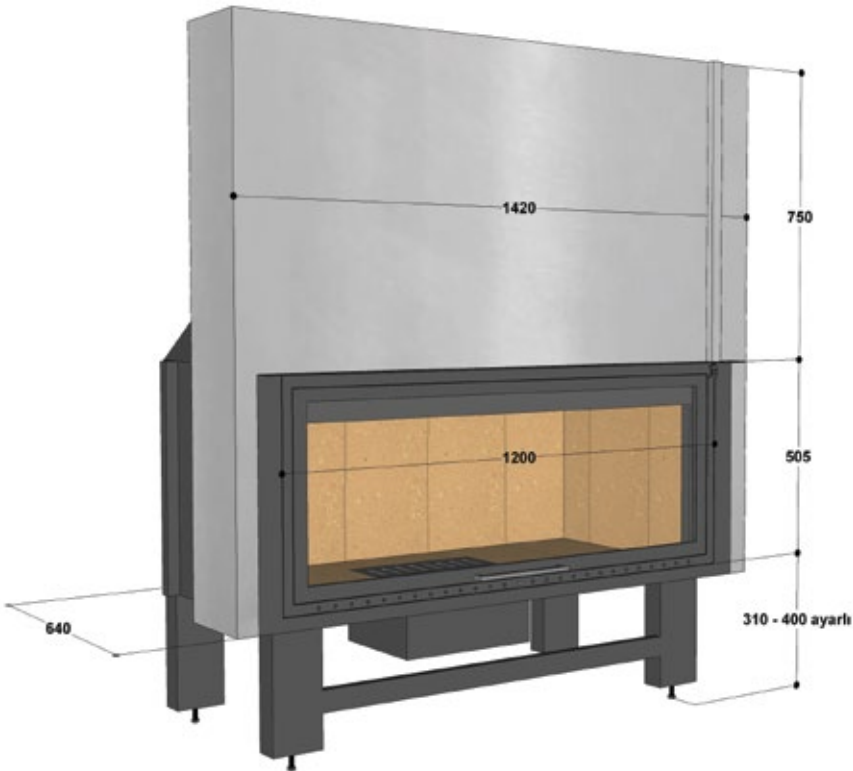
- GÜÇ: 14-18 kW
- RANDIMAN: 78 %
- BACA: ø 250 mm
- AĞIRLIK: 320 kg
- BACA KLAPESİ: Dışarıdan Kontrol
- RENK: Füme

OPSİYONEL

Çift Cidar Gövde

Fan Motoru

Siyah Renk



HAZNE: DÖKÜM

KAPAK: ASANSÖR + YANA AÇILIR

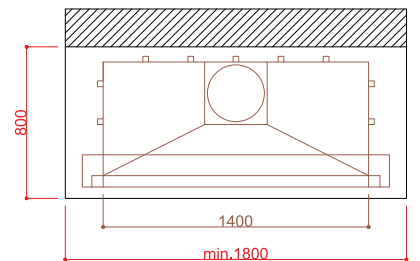
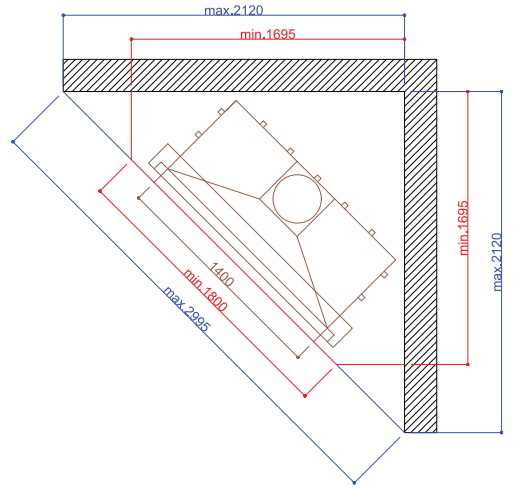
- GÜÇ: 16-20 kW
- RANDIMAN: 74 %
- BACA: ø 300 mm
- AĞIRLIK: 400 kg
- BACA KLAPESİ: Dışarıdan Kontrol
- RENK: Füme

OPSİYONEL

Çift Cidar Gövde

Fan Motoru

Siyah Renk



YENİ

HAZNE: TUĞLA

KAPAK: ASANSÖR + YANA AÇILIR

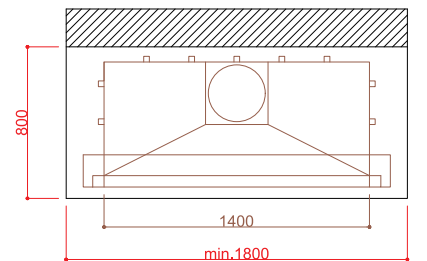
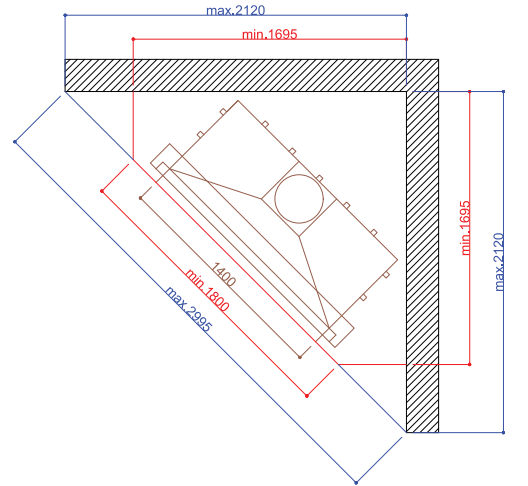

- GÜÇ: 16-20 kW
- RANDIMAN: 74 %
- BACA: ø 300 mm
- AĞIRLIK: 370 kg
- BACA KLAPESİ: Dışarıdan Kontrol
- RENK: Füme

OPSİYONEL

Çift Cidar Gövde

Fan Motoru

Siyah Renk



HAZNE: DÖKÜM

KAPAK: ASANSÖR + YANA AÇILIR

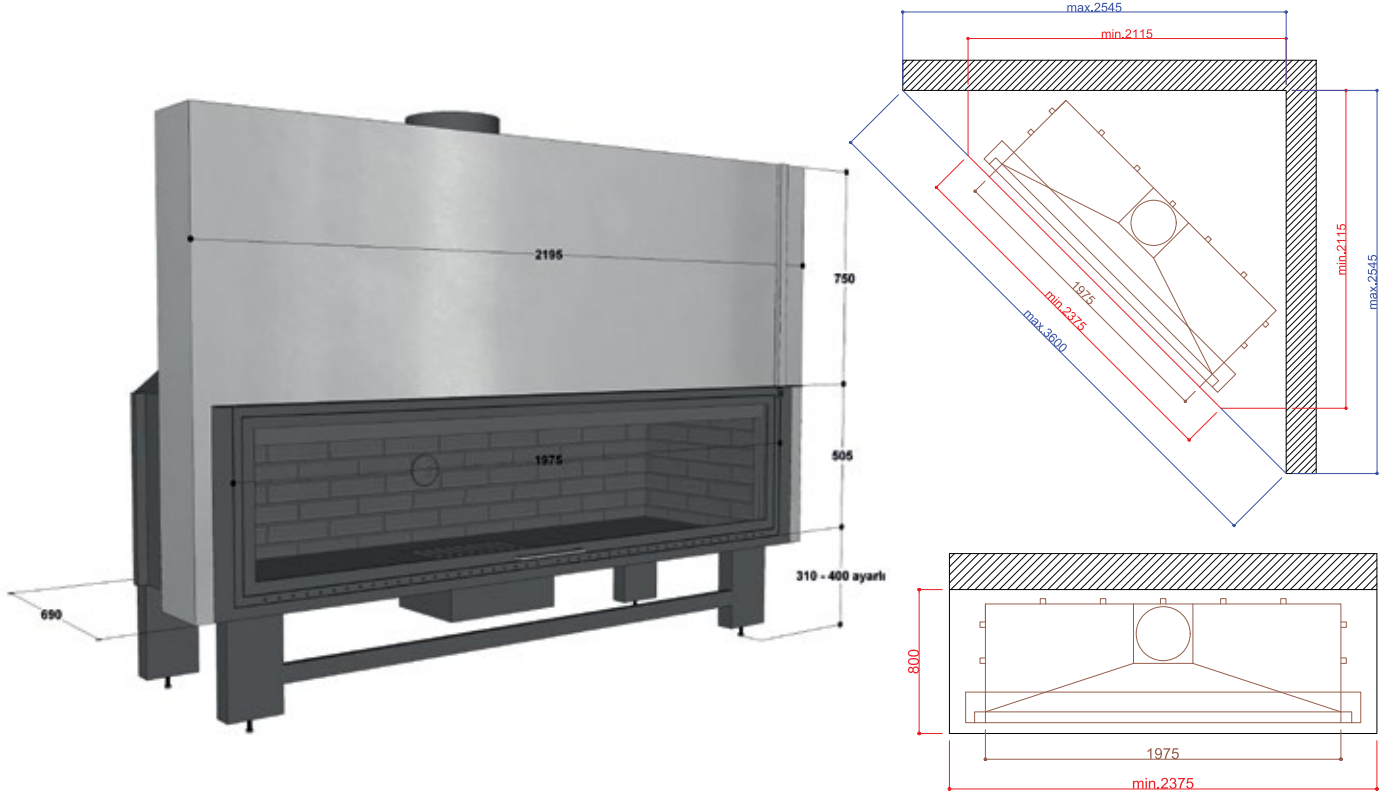
- GÜÇ: 17-21 kW
- RANDIMAN: 72 %
- BACA: ø 300 mm
- AĞIRLIK: 520 kg
- BACA KLAPESİ: Dışarıdan Kontrol
- RENK: Füme

OPSİYONEL

Çift Cidar Gövde

Fan Motoru

Siyah Renk



HAZNE: TUĞLA

KAPAK: ASANSÖR + YANA AÇILIR

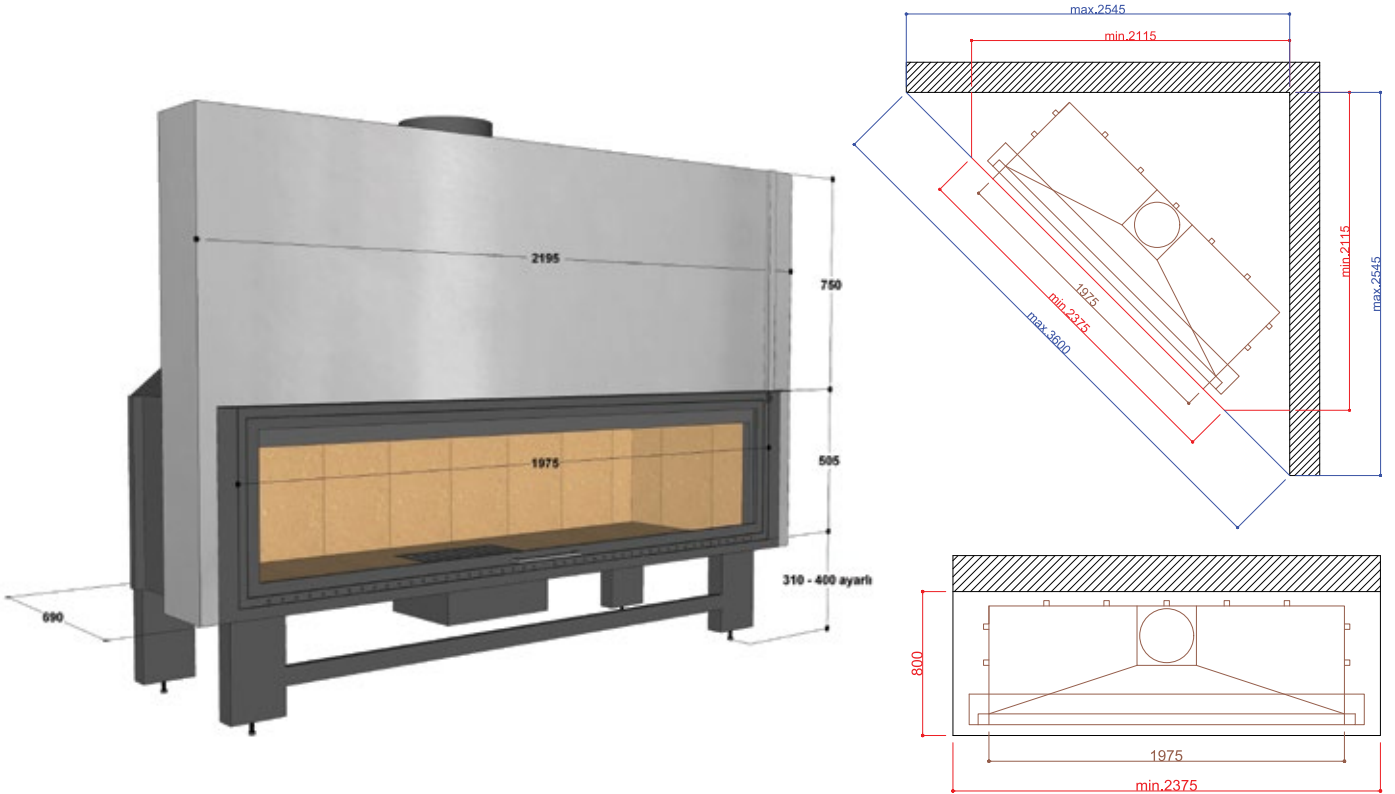
- GÜÇ: 17-21 kW
- RANDIMAN: 72 %
- BACA: \varnothing 300 mm
- AĞIRLIK: 480 kg
- BACA KLAPESİ: Dışarıdan Kontrol
- RENK: Füme

OPSİYONEL

Çift Cidar Gövde

Fan Motoru

Siyah Renk



HAZNE: DÖKÜM

KAPAK: ASANSÖR + YANA AÇILIR

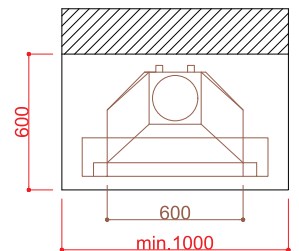
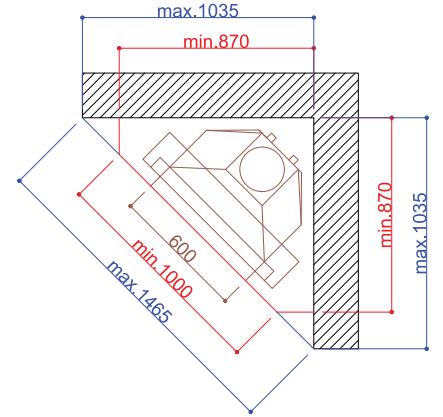
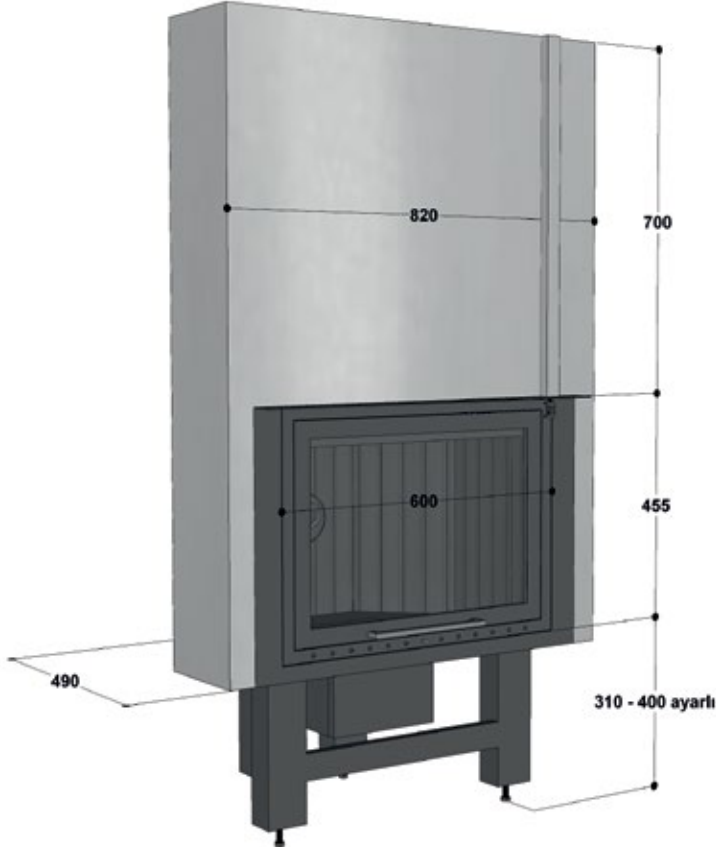
- GÜÇ: 7.5 - 11.5 kW
- RANDIMAN: 79.5 %
- BACA: \varnothing 200 mm
- AĞIRLIK: 165 kg
- BACA KLAPESİ: Dışarıdan Kontrol
- RENK: Füme

OPSİYONEL

Çift Cidar Gövde

Fan Motoru

Siyah Renk



YENİ

HAZNE: DÖKÜM
KAPAK: YANA AÇILIR

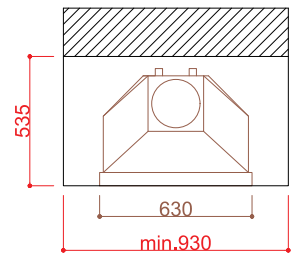
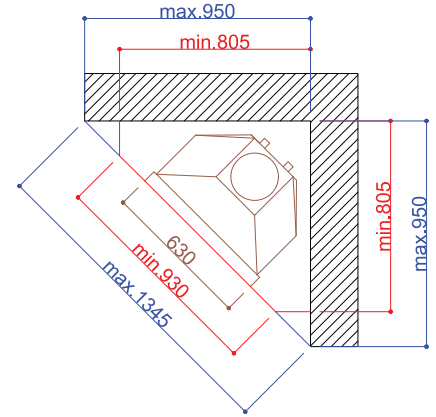
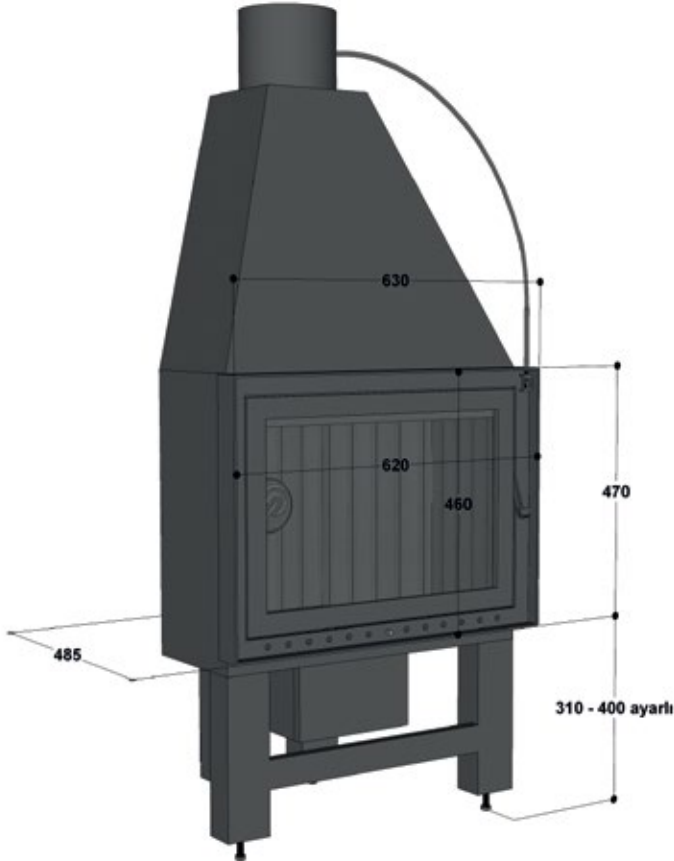
- GÜÇ: 7.5 - 11.5 kW
- RANDIMAN: 79.5 %
- BACA: \varnothing 200 mm
- AĞIRLIK: 125 kg
- BACA KLAPESİ: Dışarıdan Kontrol
- RENK: Füme

OPSİYONEL

Çift Cidar Gövde

Fan Motoru

Siyah Renk



HAZNE: DÖKÜM

KAPAK: ASANSÖR + YANA AÇILIR

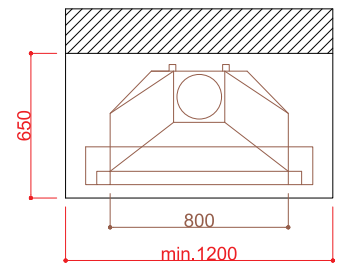
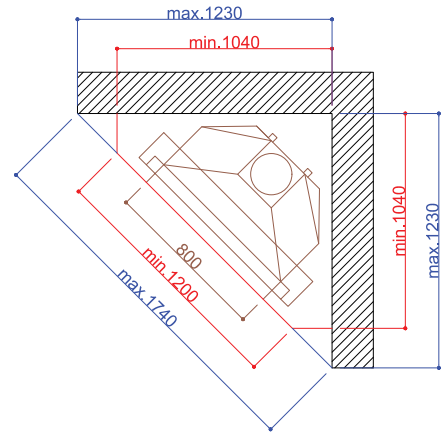
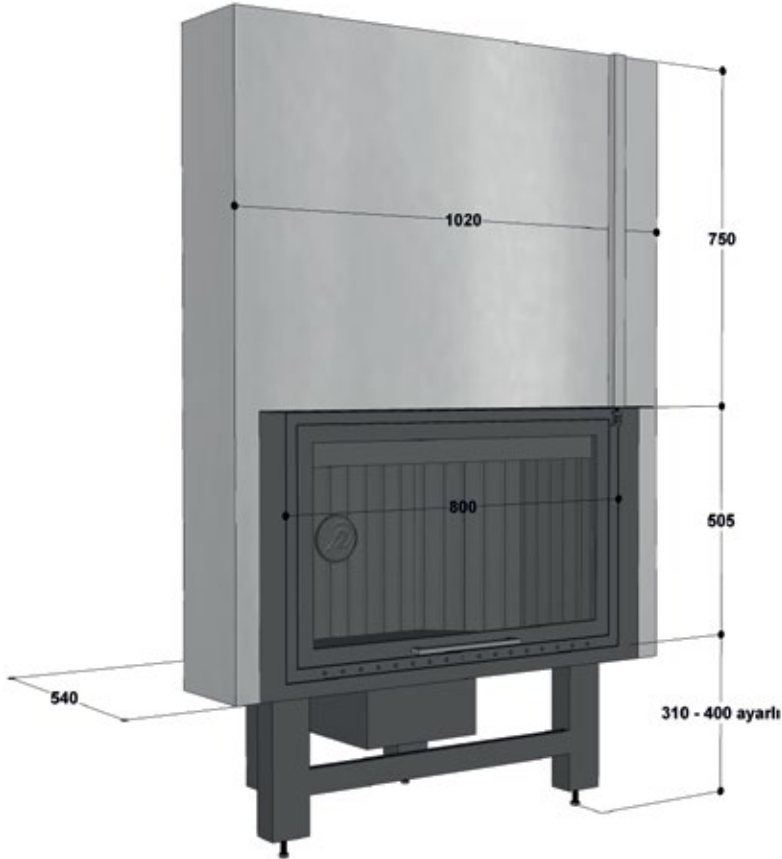
- GÜÇ: 9.5 - 13.5 kW
- RANDIMAN: 80 %
- BACA: ø 200 mm
- AĞIRLIK: 225 kg
- BACA KLAPESİ: Dışarıdan Kontrol
- RENK: Füme

OPSİYONEL

Çift Cidar Gövde

Fan Motoru

Siyah Renk



YENİ

HAZNE: DÖKÜM
KAPAK: YANA AÇILIR

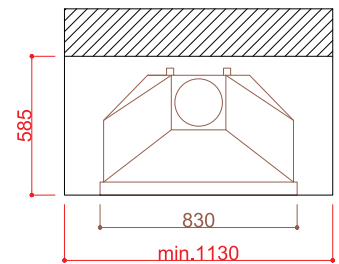
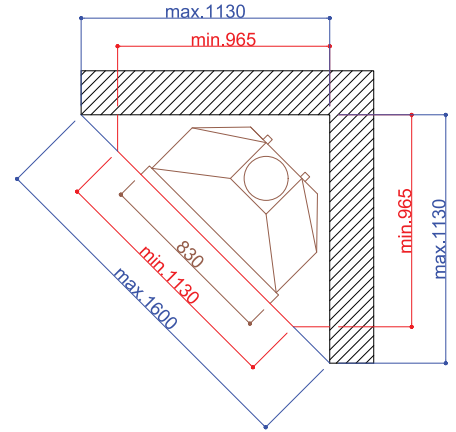
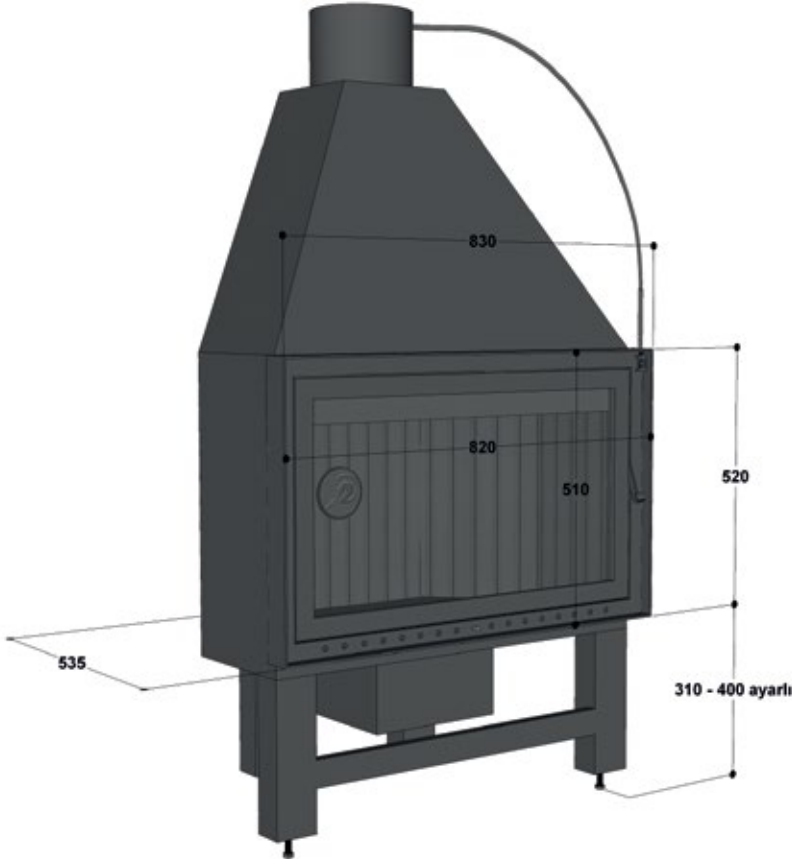
- GÜÇ: 9.5 - 13.5 kW
- RANDIMAN: 80 %
- BACA: \varnothing 200 mm
- AĞIRLIK: 165 kg
- BACA KLAPESİ: Dışarıdan Kontrol
- RENK: Füme

OPSİYONEL

Çift Cidar Gövde

Fan Motoru

Siyah Renk



YENİ

HAZNE: DÖKÜM

KAPAK: ASANSÖR + YANA AÇILIR

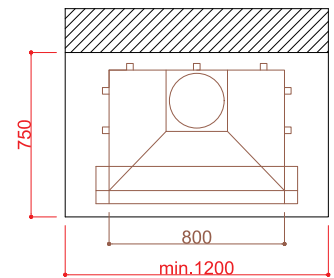
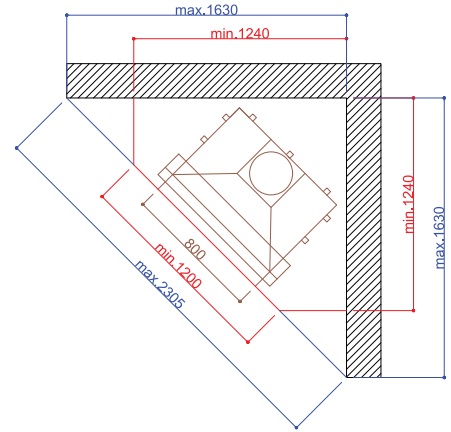
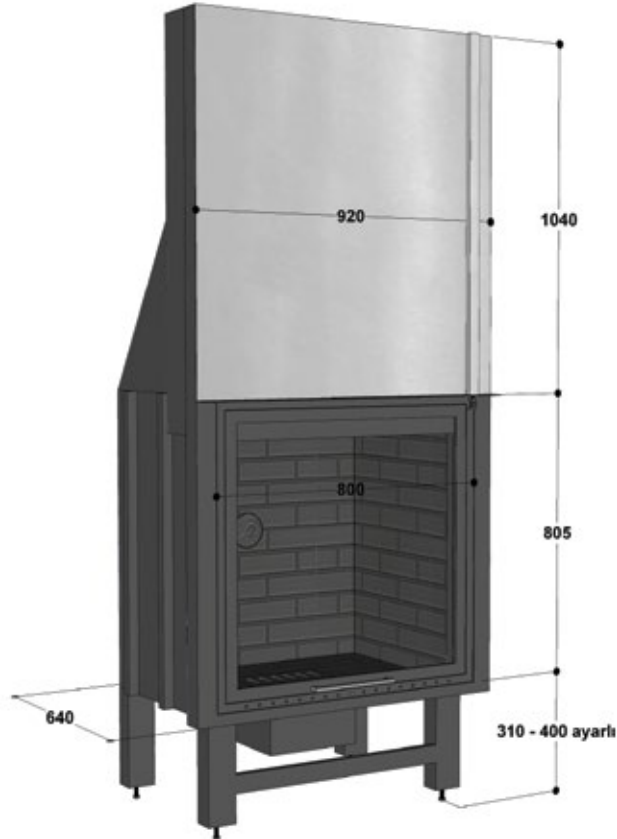
- GÜÇ: 12.5 - 16.5 kW
- RANDIMAN: 78 %
- BACA: \varnothing 250 mm
- AĞIRLIK: 290 kg
- BACA KLAPESİ: Dışarıdan Kontrol
- RENK: Füme

OPSİYONEL

Çift Cidar Gövde

Fan Motoru

Siyah Renk



YENİ

HAZNE: TUĞLA

KAPAK: ASANSÖR + YANA AÇILIR

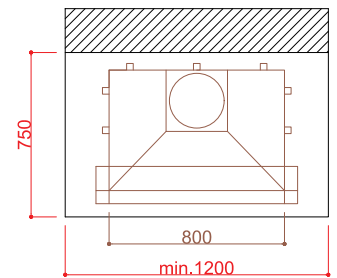
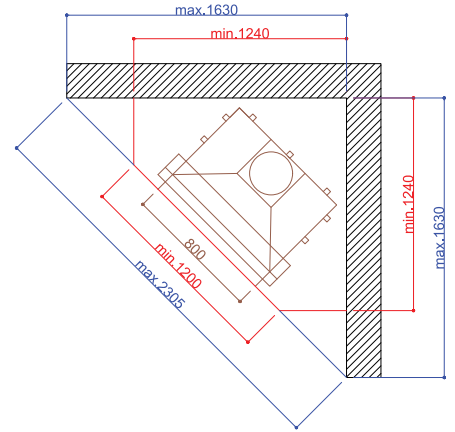
- GÜÇ: 12.5 - 16.5 kW
- RANDIMAN: 78 %
- BACA: ø 250 mm
- AĞIRLIK: 270 kg
- BACA KLAPESİ: Dışarıdan Kontrol
- RENK: Füme

OPSİYONEL

Çift Cidar Gövde

Fan Motoru

Siyah Renk

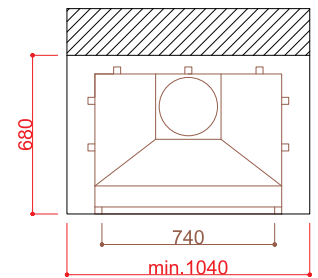
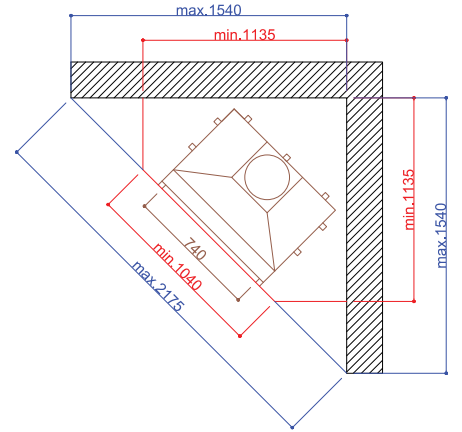
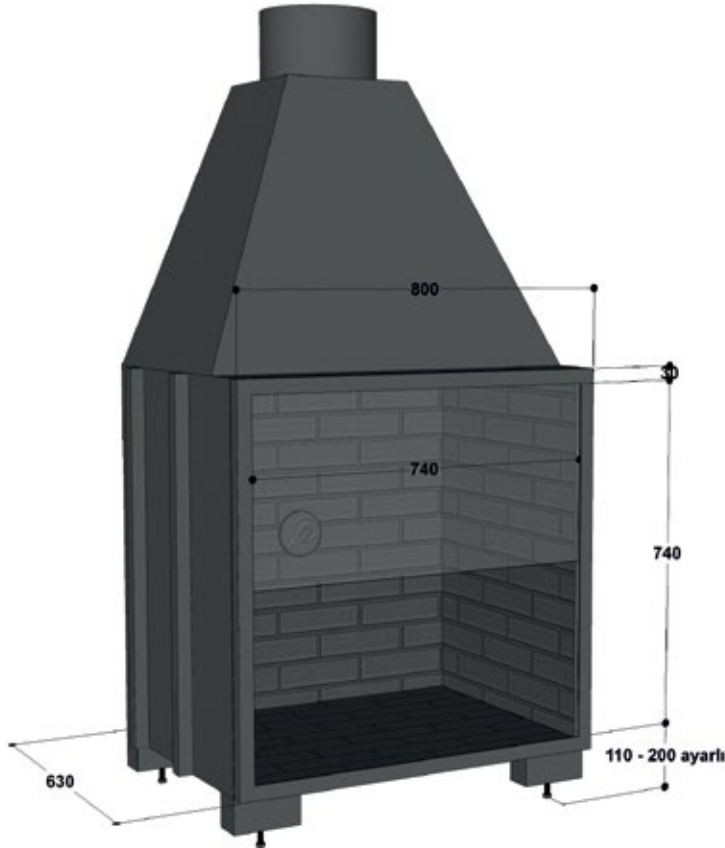


HAZNE: DÖKÜM
YARIM CAMLI AÇIK HAZNE

- BACA: \varnothing 250 mm
- AĞIRLIK: 210 kg
- BACA KLAPESİ: İçeriden Kontrol
- RENK: Füme

OPSİYONEL

Çift Cidar Gövde
Fan Motoru
Siyah Renk



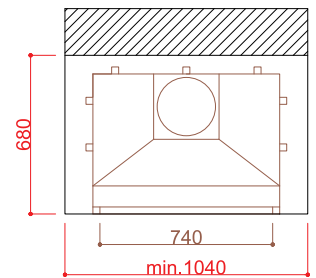
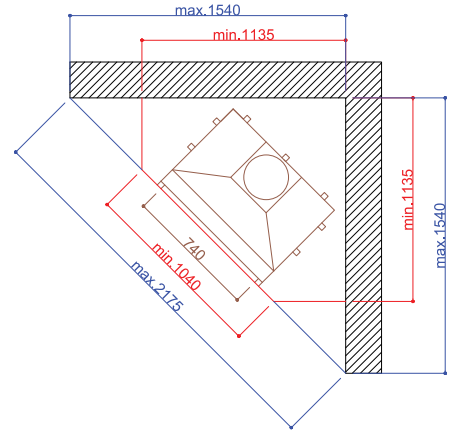
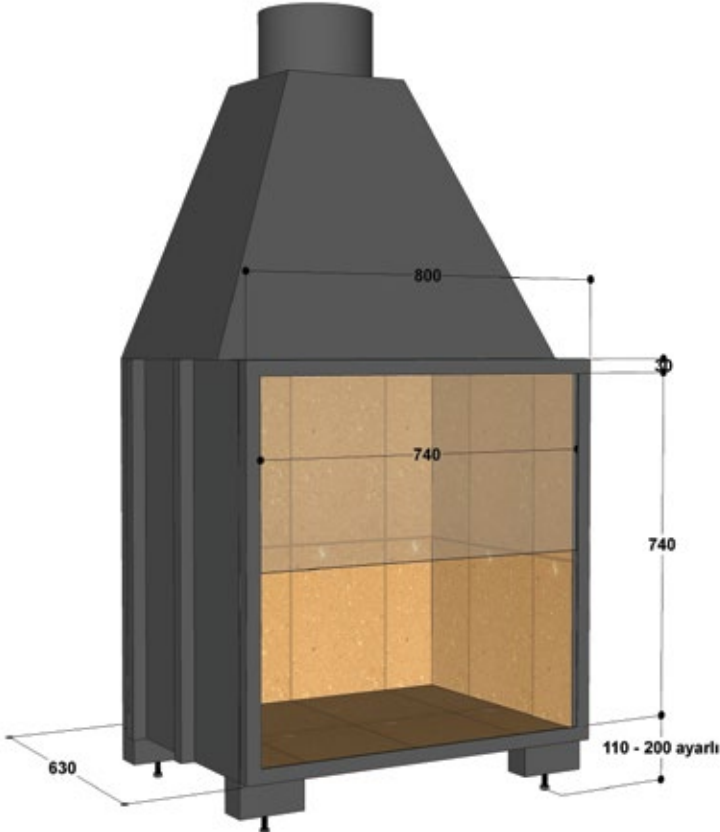
YENİ

HAZNE: TUĞLA
YARIM CAMLI AÇIK HAZNE

- BACA: \varnothing 250 mm
- AĞIRLIK: 190 kg
- BACA KLAPESİ: İçeriden Kontrol
- RENK: Füme

OPSİYONEL

Çift Cidar Gövde
Fan Motoru
Siyah Renk



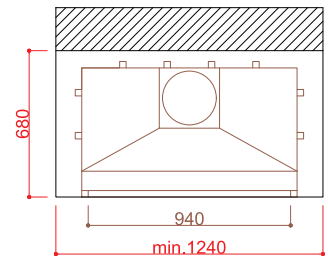
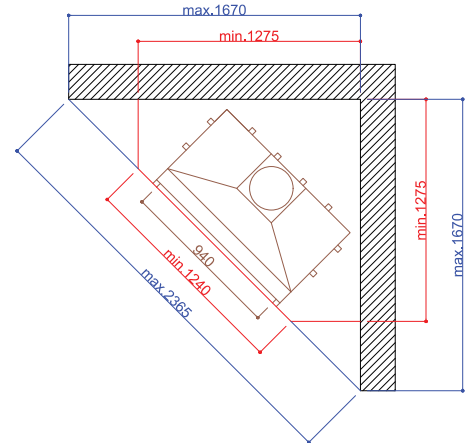
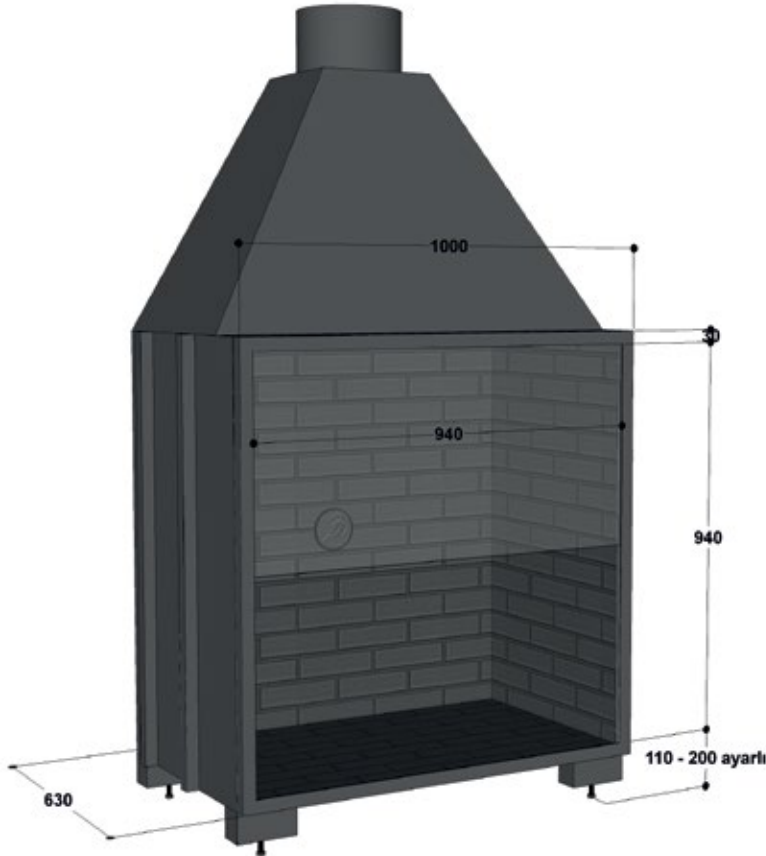
YENİ

HAZNE: DÖKÜM
YARIM CAMLI AÇIK HAZNE

- BACA: \varnothing 250 mm
- AĞIRLIK: 280 kg
- BACA KLAPESİ: İçeriden Kontrol
- RENK: Füme

OPSİYONEL

Çift Cidar Gövde
Fan Motoru
Siyah Renk



YENİ

HAZNE: TUĞLA

YARIM CAMLI AÇIK HAZNE

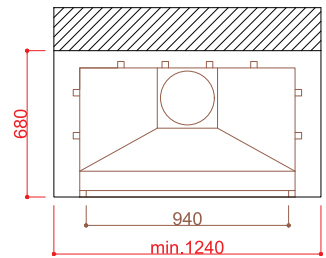
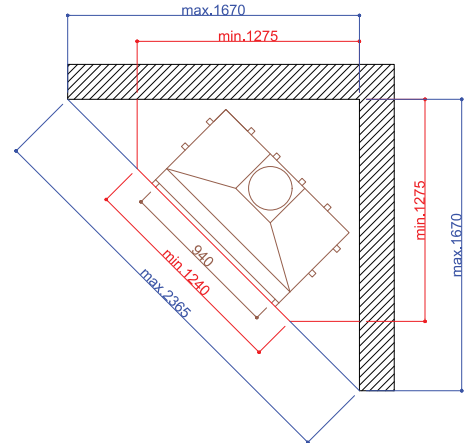
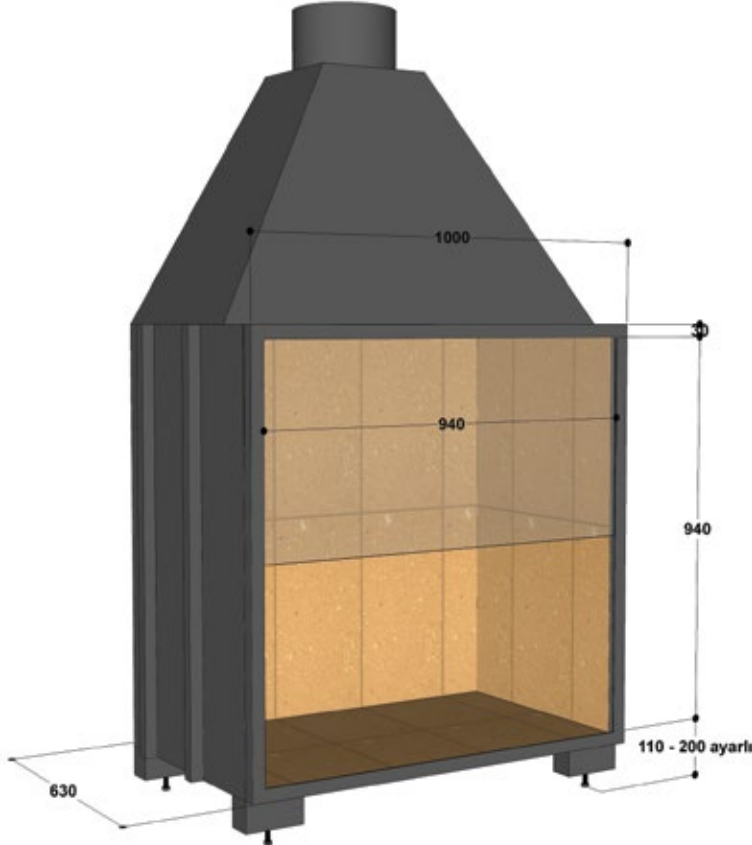
- BACA: \varnothing 250 mm
- AĞIRLIK: 265 kg
- BACA KLAPESİ: İçeriden Kontrol
- RENK: Füme

OPSİYONEL

Çift Cidar Gövde

Fan Motoru

Siyah Renk



YENİ

HAZNE: DÖKÜM

KAPAK: ASANSÖR + YANA AÇILIR

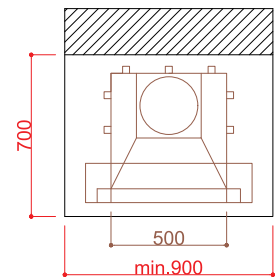
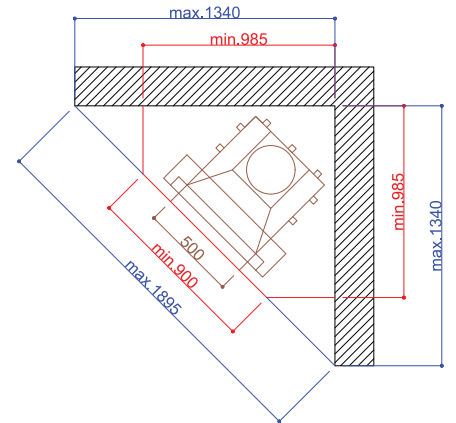
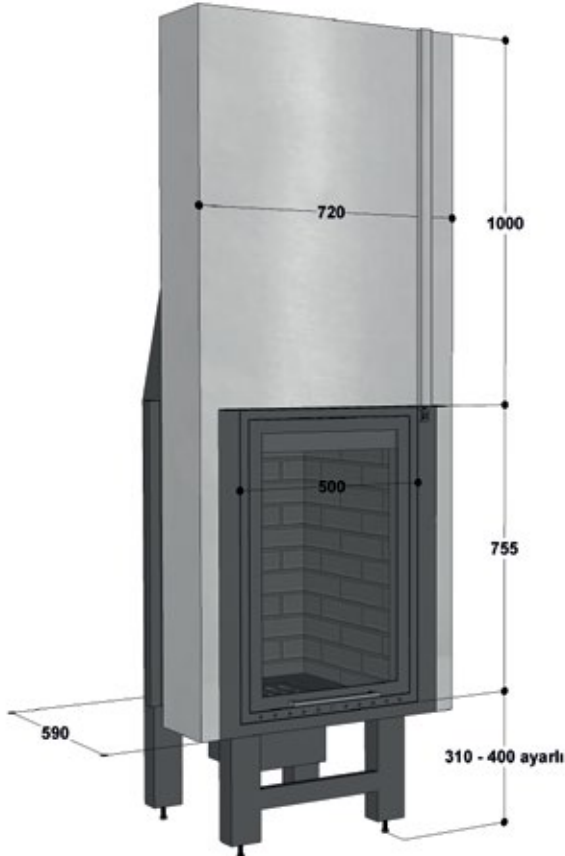
- GÜÇ: 10,5 - 14,5 kW
- RANDIMAN: 71.5 %
- BACA: \varnothing 250 mm
- AĞIRLIK: 250 kg
- BACA KLAPESİ: Dışarıdan Kontrol
- RENK: Füme

OPSİYONEL

Çift Cidar Gövde

Fan Motoru

Siyah Renk



YENİ

HAZNE: DÖKÜM
KAPAK: YANA AÇILIR

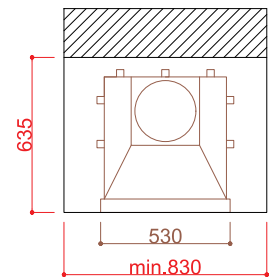
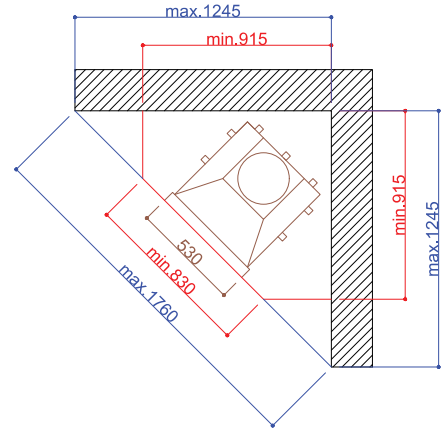
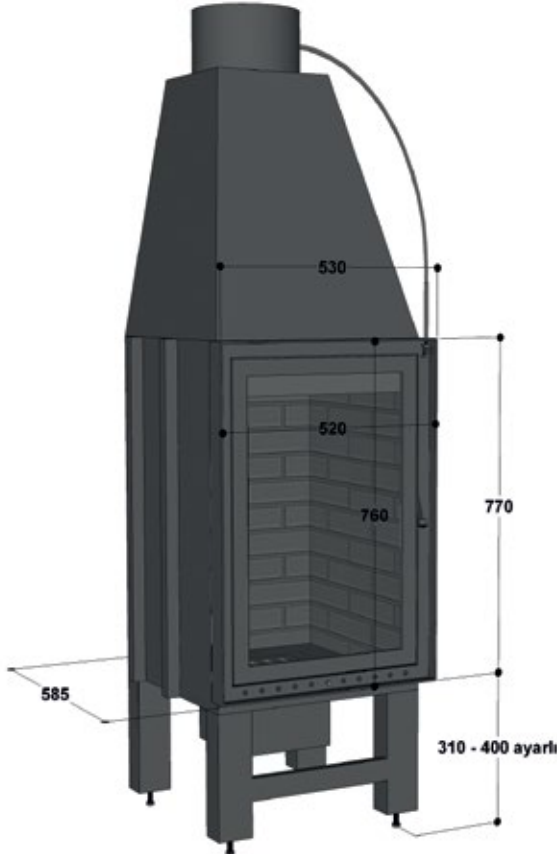
- GÜÇ: 10,5 - 14,5 kW
- RANDIMAN: 71.5 %
- BACA: ø 250 mm
- AĞIRLIK: 190 kg
- BACA KLAPESİ: Dışarıdan Kontrol
- RENK: Füme

OPSİYONEL

Çift Cidar Gövde

Fan Motoru

Siyah Renk



YENİ

HAZNE: TUĞLA

KAPAK: ASANSÖR + YANA AÇILIR

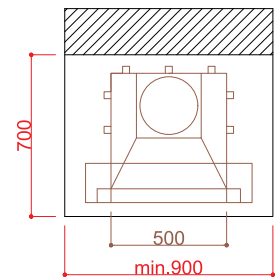
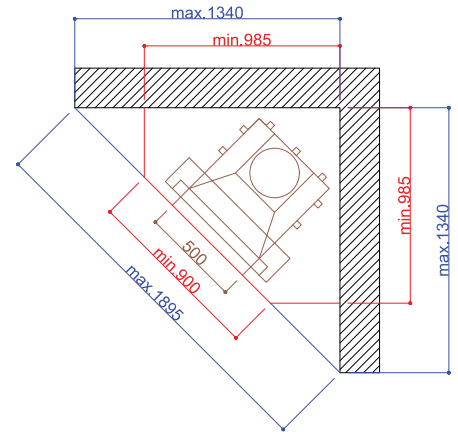
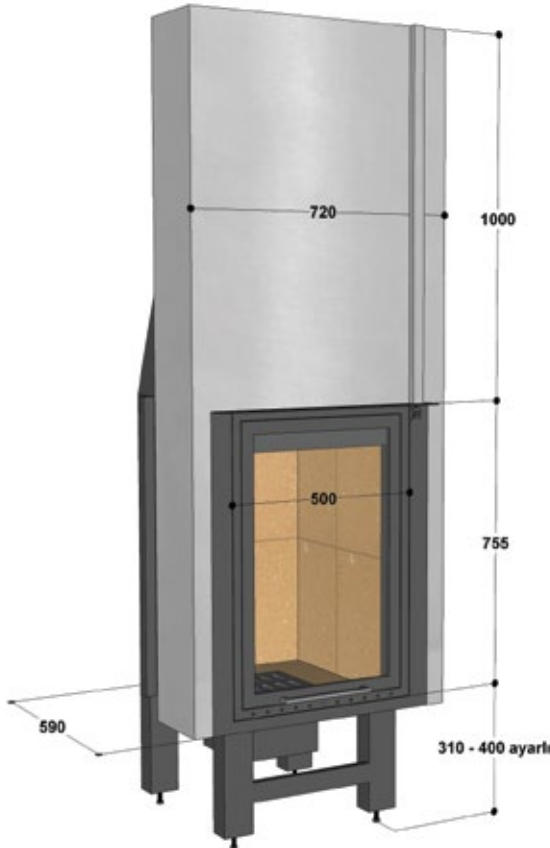
- GÜÇ: 10,5 - 14,5 kW
- RANDIMAN: 71.5 %
- BACA: \varnothing 250 mm
- AĞIRLIK: 230 kg
- BACA KLAPESİ: Dışarıdan Kontrol
- RENK: Füme

OPSİYONEL

Çift Cidar Gövde

Fan Motoru

Siyah Renk



YENİ

HAZNE: TUĞLA
KAPAK: YANA AÇILIR

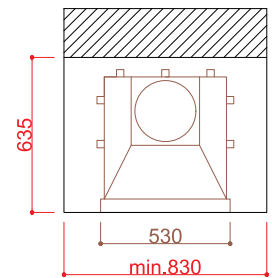
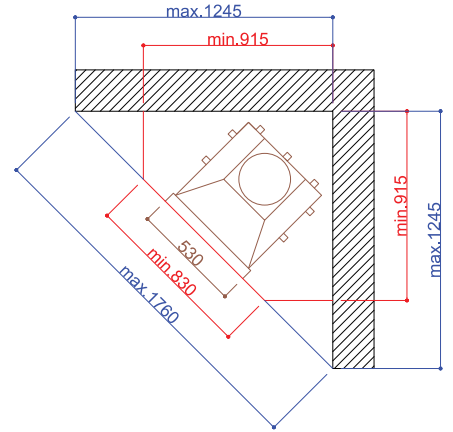
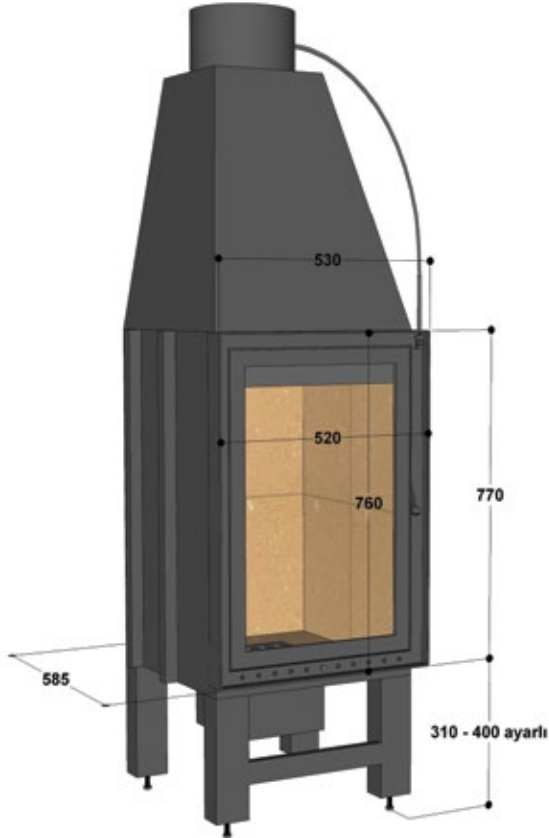
- GÜÇ: 10,5 - 14,5 kW
- RANDIMAN: 71.5 %
- BACA: \varnothing 250 mm
- AĞIRLIK: 170 kg
- BACA KLAPESİ: Dışarıdan Kontrol
- RENK: Füme

OPSİYONEL

Çift Cidar Gövde

Fan Motoru

Siyah Renk



HAZNE: DÖKÜM

KAPAK: ASANSÖR + YANA AÇILIR

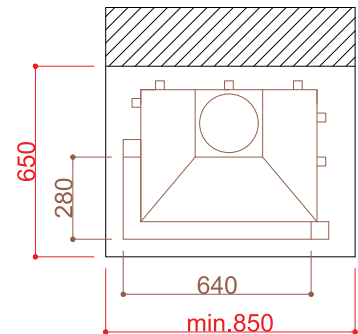
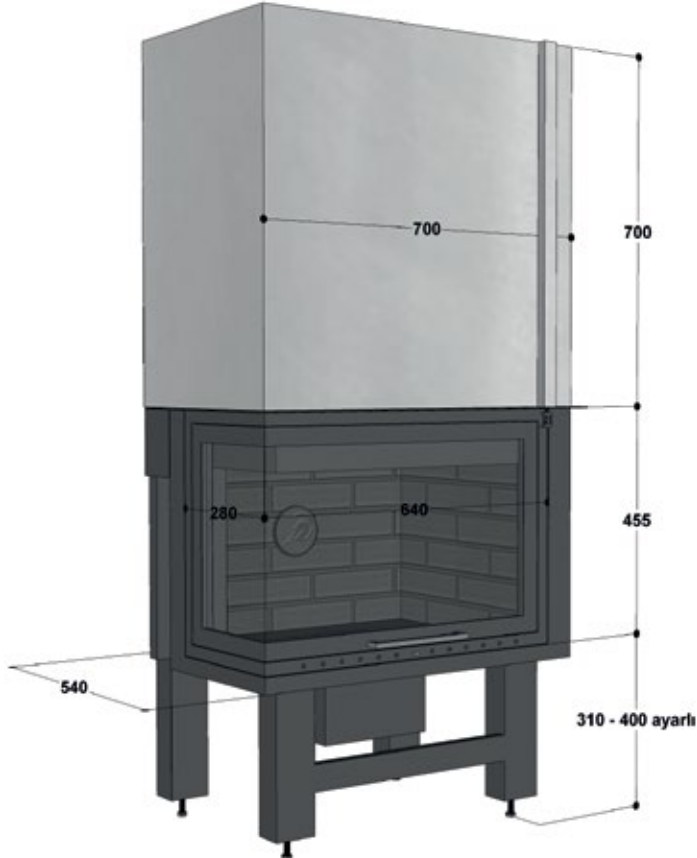
- GÜÇ: 8 - 12 kW
- RANDIMAN: 77 %
- BACA: \varnothing 200 mm
- AĞIRLIK: 180 kg
- BACA KLAPESİ: Dışarıdan Kontrol
- RENK: Füme

OPSİYONEL

Çift Cidar Gövde

Fan Motoru

Siyah Renk



YENİ

HAZNE: DÖKÜM
KAPAK: YANA AÇILIR

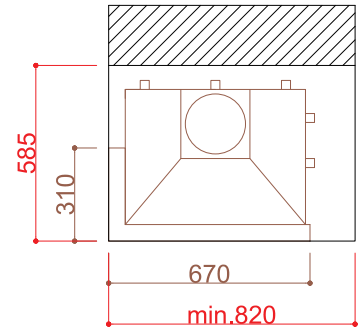
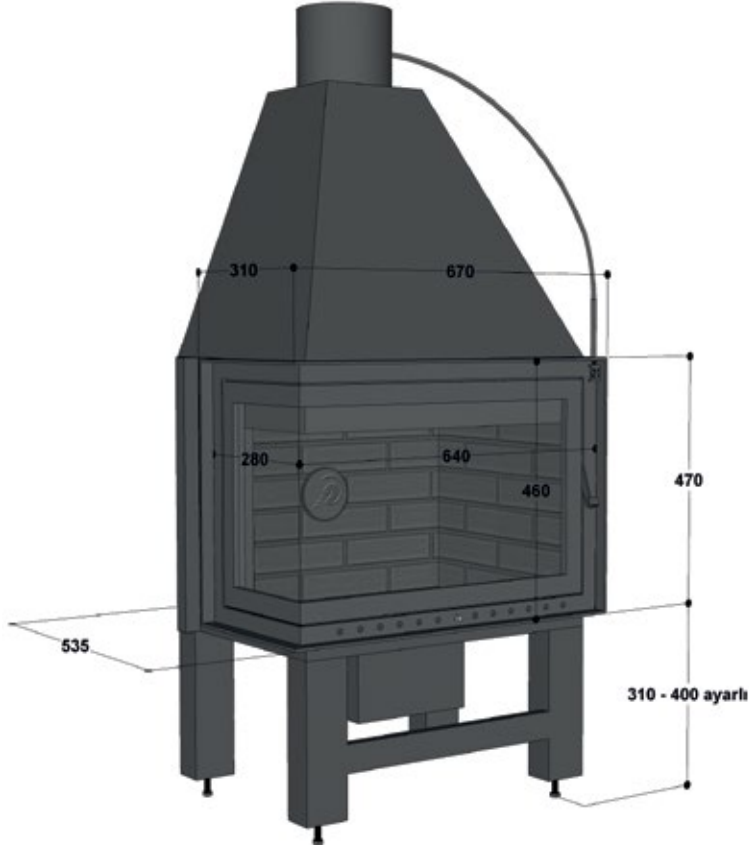
- GÜÇ: 8 - 12 kW
- RANDIMAN: 77 %
- BACA: ø 200 mm
- AĞIRLIK: 140 kg
- BACA KLAPESİ: Dışarıdan Kontrol
- RENK: Füme

OPSİYONEL

Çift Cidar Gövde

Fan Motoru

Siyah Renk



YENİ

HAZNE: TUĞLA

KAPAK: ASANSÖR + YANA AÇILIR

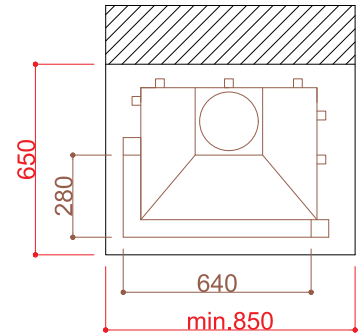
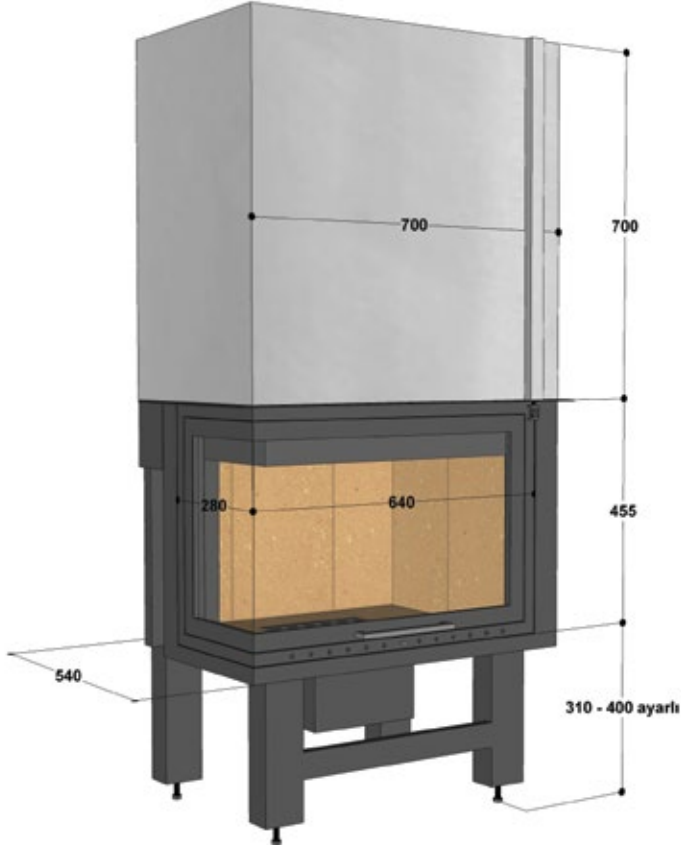
- GÜÇ: 8 - 12 kW
- RANDIMAN: 77 %
- BACA: \varnothing 200 mm
- AĞIRLIK: 165 kg
- BACA KLAPESİ: Dışarıdan Kontrol
- RENK: Füme

OPSİYONEL

Çift Cidar Gövde

Fan Motoru

Siyah Renk



YENİ

HAZNE: TUĞLA
KAPAK: YANA AÇILIR

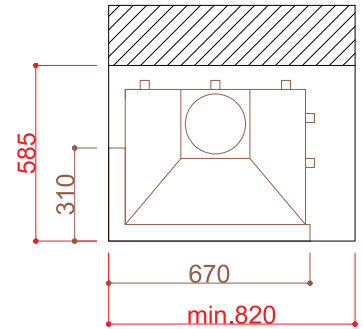
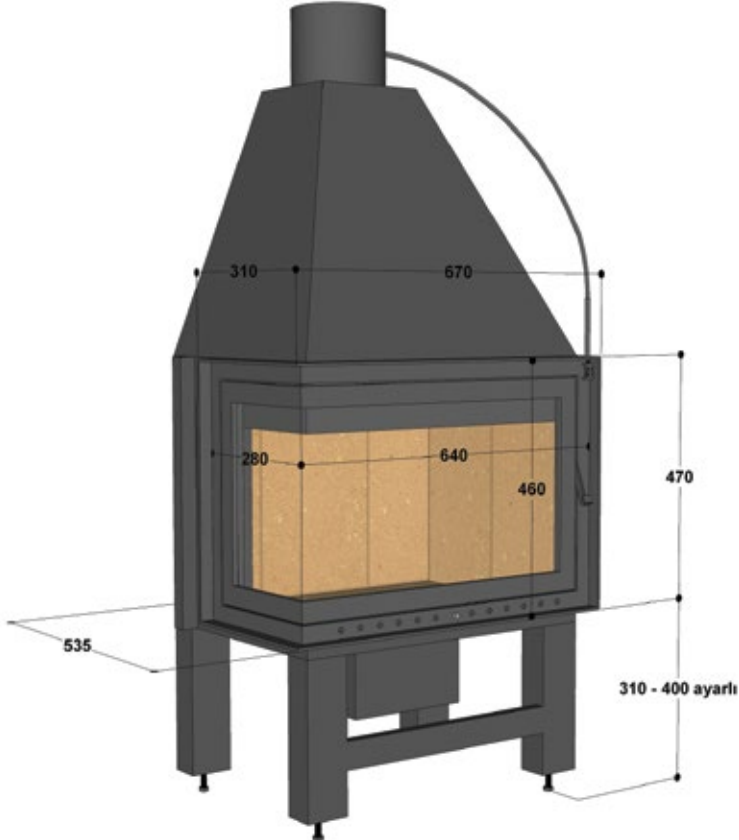
- GÜÇ: 8 - 12 kW
- RANDIMAN: 77 %
- BACA: ø 200 mm
- AĞIRLIK: 125 kg
- BACA KLAPESİ: Dışarıdan Kontrol
- RENK: Füme

OPSİYONEL

Çift Cidar Gövde

Fan Motoru

Siyah Renk



HAZNE: DÖKÜM

KAPAK: ASANSÖR + YANA AÇILIR

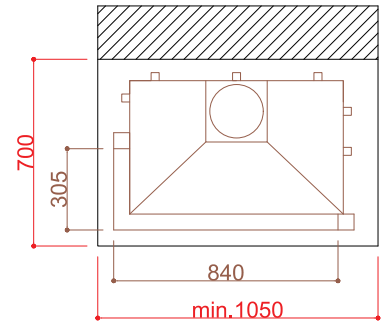
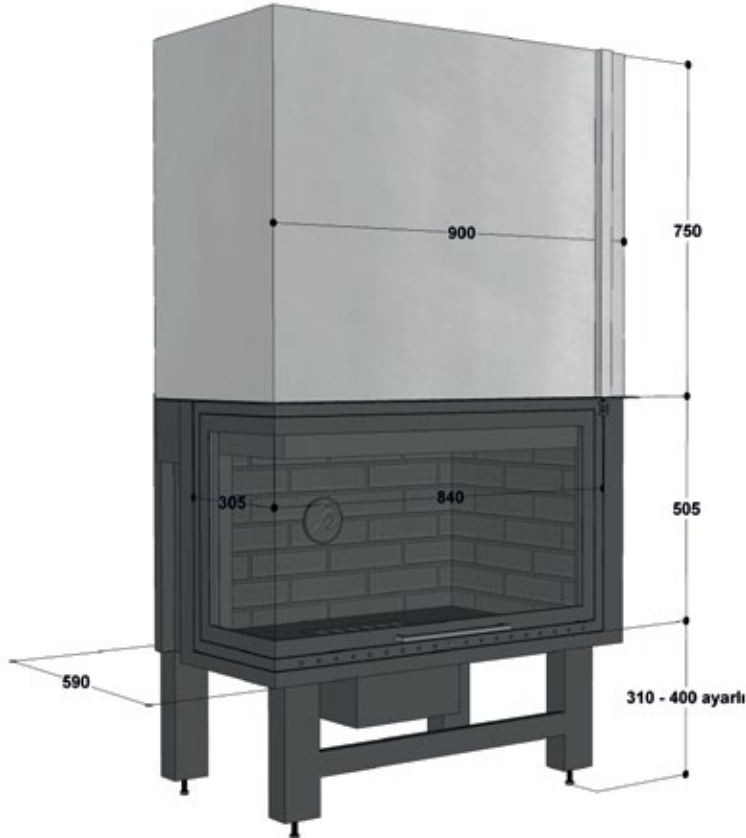
- GÜÇ: 11 - 15 kW
- RANDIMAN: 77 %
- BACA: ø 200 mm
- AĞIRLIK: 251 kg
- BACA KLAPESİ: Dışarıdan Kontrol
- RENK: Füme

OPSİYONEL

Çift Cidar Gövde

Fan Motoru

Siyah Renk



YENİ

HAZNE: DÖKÜM
KAPAK: YANA AÇILIR

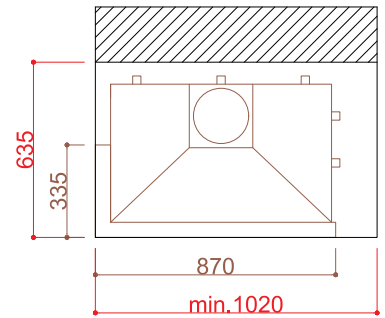
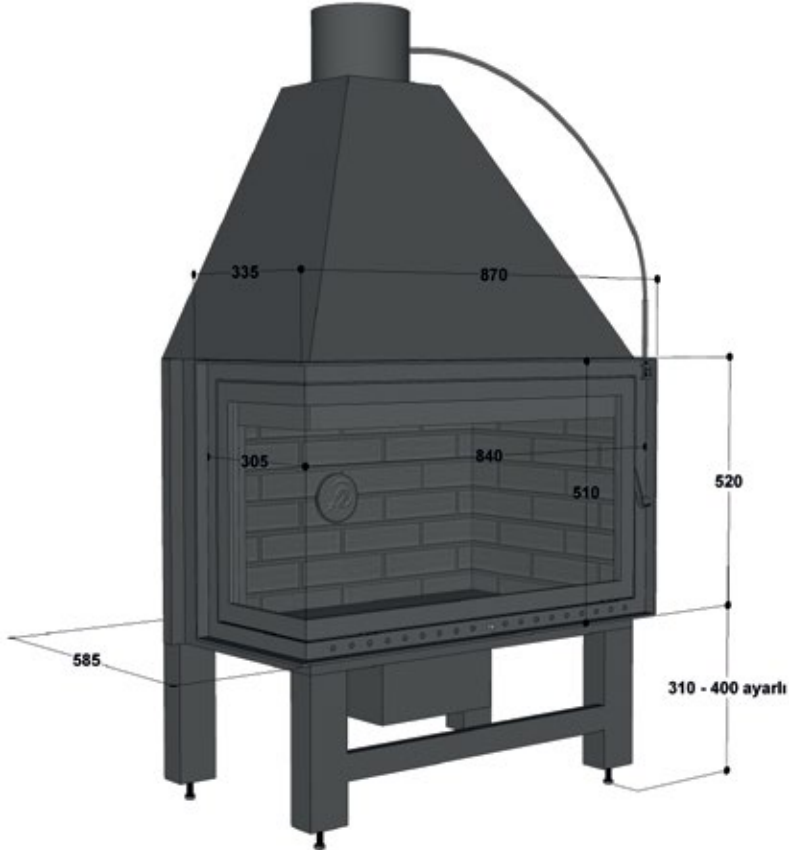
- GÜÇ: 11 - 15 kW
- RANDIMAN: 77 %
- BACA: ø 200 mm
- AĞIRLIK: 202 kg
- BACA KLAPESİ: Dışarıdan Kontrol
- RENK: Füme

OPSİYONEL

Çift Cidar Gövde

Fan Motoru

Siyah Renk



YENİ

HAZNE: TUĞLA

KAPAK: ASANSÖR + YANA AÇILIR

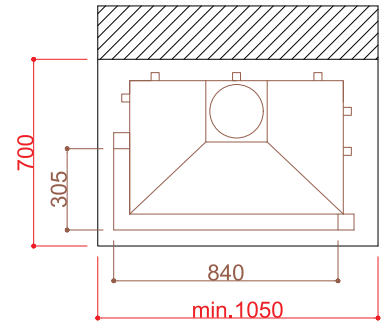
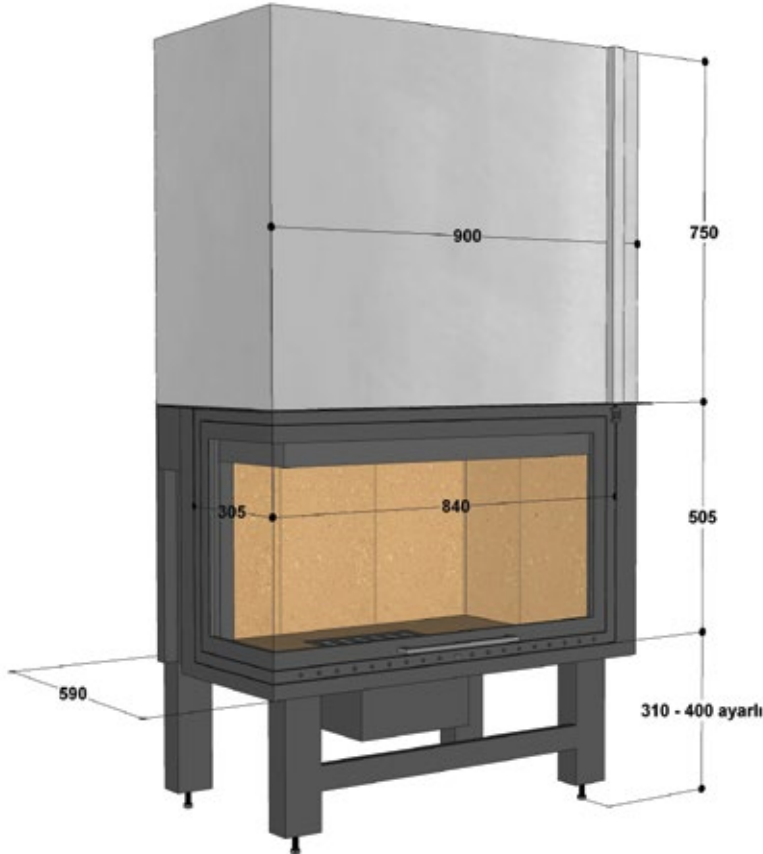
- GÜÇ: 11 - 15 kW
- RANDIMAN: 77 %
- BACA: \varnothing 200 mm
- AĞIRLIK: 230 kg
- BACA KLAPESİ: Dışarıdan Kontrol
- RENK: Füme

OPSİYONEL

Çift Cidar Gövde

Fan Motoru

Siyah Renk



YENİ

HAZNE: TUĞLA
KAPAK: YANA AÇILIR

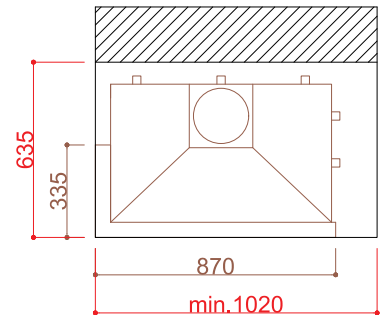
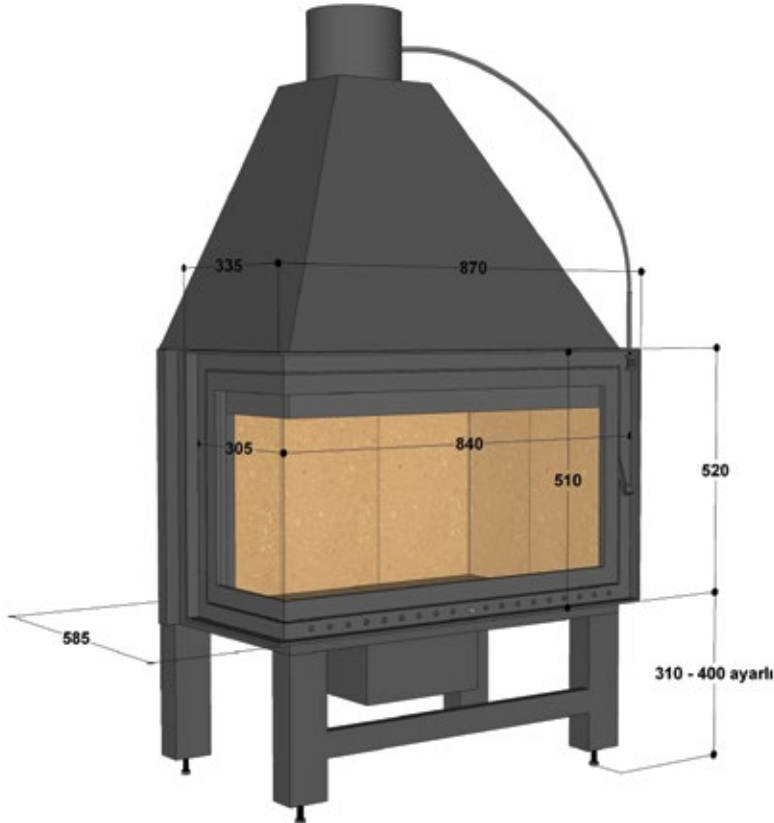
- GÜÇ: 11 - 15 kW
- RANDIMAN: 77 %
- BACA: ø 200 mm
- AĞIRLIK: 170 kg
- BACA KLAPESİ: Dışarıdan Kontrol
- RENK: Füme

OPSİYONEL

Çift Cidar Gövde

Fan Motoru

Siyah Renk



HAZNE: DÖKÜM

KAPAK: ASANSÖR + YANA AÇILIR

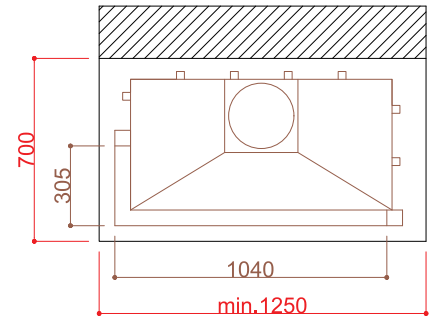

- GÜÇ: 13 - 17 kW
- RANDIMAN: 76 %
- BACA: ø 250 mm
- AĞIRLIK: 300 kg
- BACA KLAPESİ: Dışarıdan Kontrol
- RENK: Füme

OPSİYONEL

Çift Cidar Gövde

Fan Motoru

Siyah Renk



YENİ

HAZNE: TUĞLA

KAPAK: ASANSÖR + YANA AÇILIR

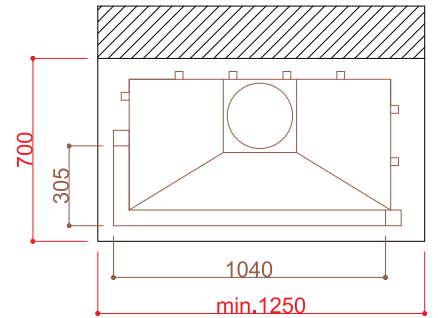

- GÜÇ: 13 - 17 kW
- RANDIMAN: 76 %
- BACA: ø 250 mm
- AĞIRLIK: 275 kg
- BACA KLAPESİ: Dışarıdan Kontrol
- RENK: Füme

OPSİYONEL

Çift Cidar Gövde

Fan Motoru

Siyah Renk



HLHC 130

L TİPİ HAZNELER- DAR

HAZNE: DÖKÜM

KAPAK: ASANSÖR + YANA AÇILIR

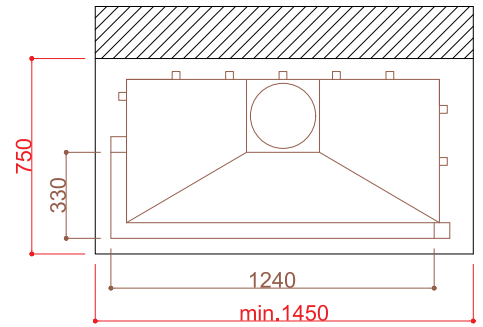
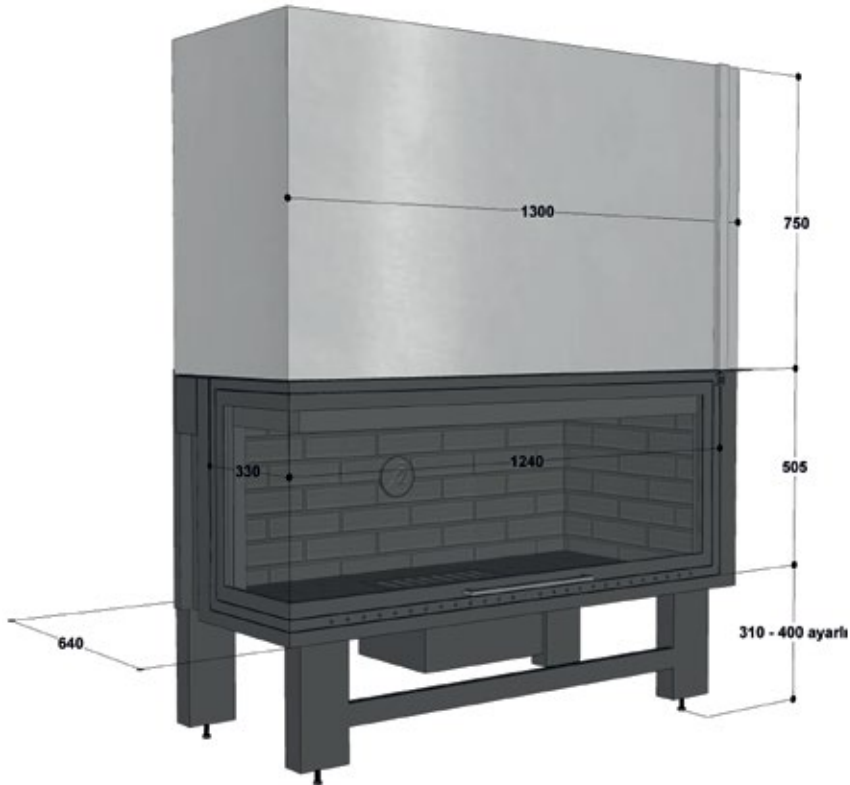
- GÜÇ: 14 - 18 kW
- RANDIMAN: 74 %
- BACA: ø 250 mm
- AĞIRLIK: 345 kg
- BACA KLAPESİ: Dışarıdan Kontrol
- RENK: Füme

OPSİYONEL

Çift Cidar Gövde

Fan Motoru

Siyah Renk



YENİ

HAZNE: TUĞLA

KAPAK: ASANSÖR + YANA AÇILIR

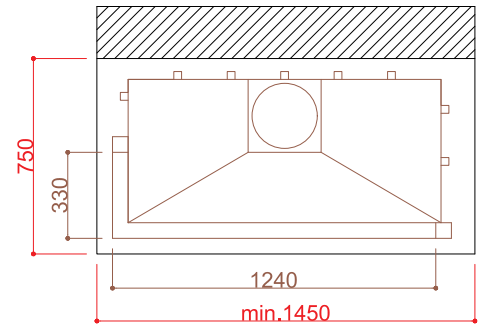
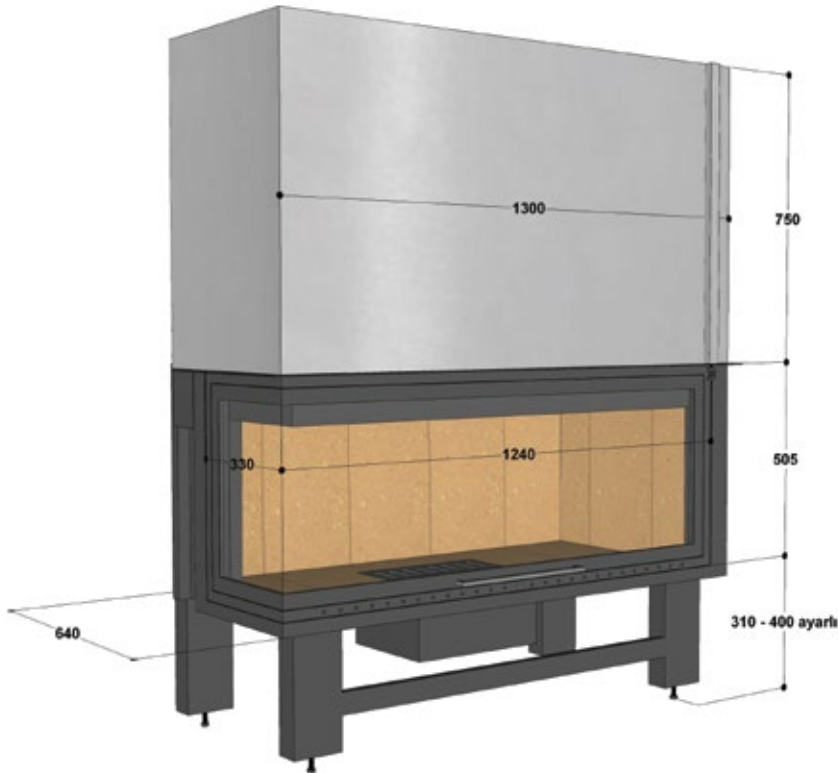
- GÜÇ: 14 - 18 kW
- RANDIMAN: 74 %
- BACA: \varnothing 250 mm
- AĞIRLIK: 320 kg
- BACA KLAPESİ: Dışarıdan Kontrol
- RENK: Füme

OPSİYONEL

Çift Cidar Gövde

Fan Motoru

Siyah Renk



HAZNE: DÖKÜM

KAPAK: ASANSÖR + YANA AÇILIR

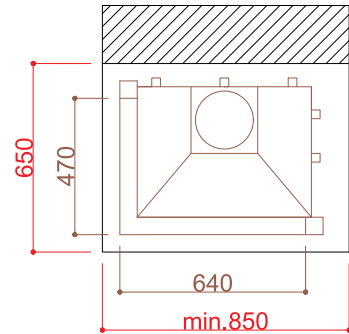
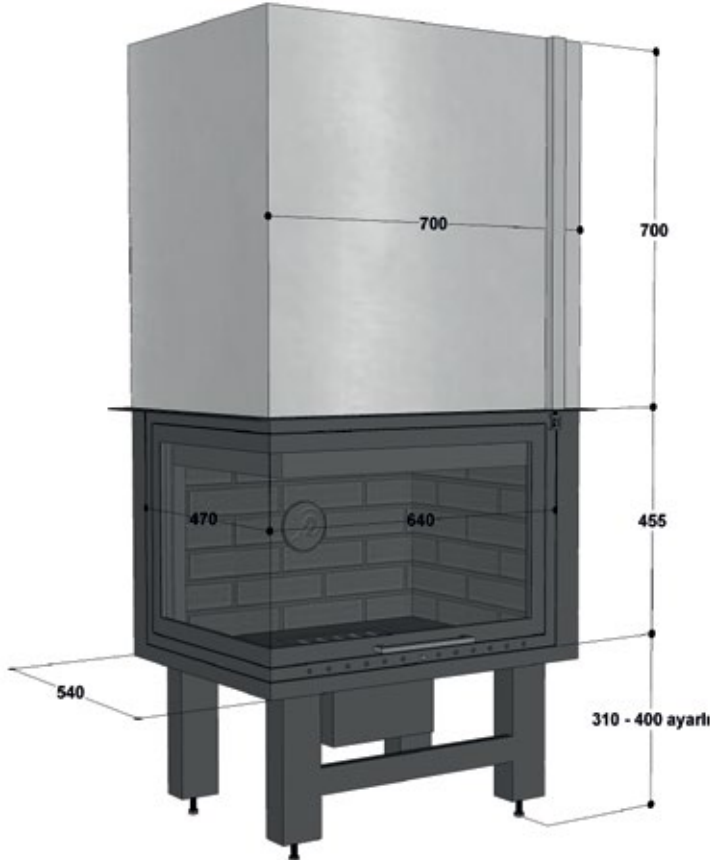
- GÜÇ: 9 - 13 kW
- RANDIMAN: 75 %
- BACA: \varnothing 250 mm
- AĞIRLIK: 195 kg
- BACA KLAPESİ: Dışarıdan Kontrol
- RENK: Füme

OPSİYONEL

Çift Cidar Gövde

Fan Motoru

Siyah Renk



YENİ

HAZNE: DÖKÜM
KAPAK: YANA AÇILIR

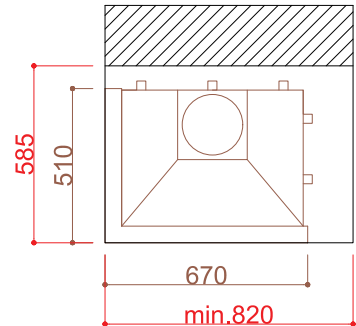
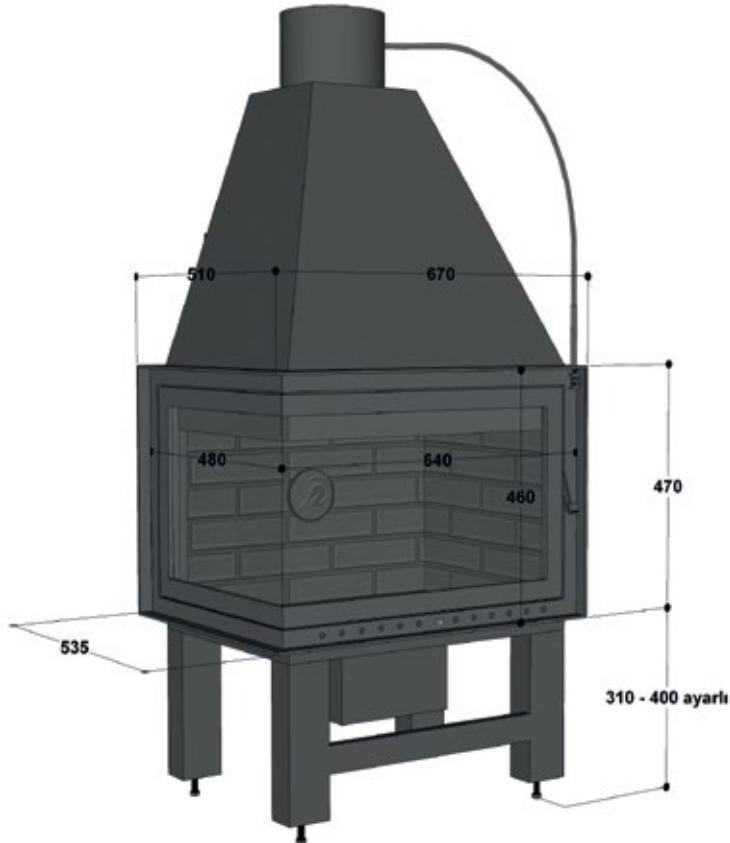
- GÜÇ: 9 - 13 kW
- RANDIMAN: 75 %
- BACA: ø 250 mm
- AĞIRLIK: 155 kg
- BACA KLAPESİ: Dışarıdan Kontrol
- RENK: Füme

OPSİYONEL

Çift Cidar Gövde

Fan Motoru

Siyah Renk



YENİ

HAZNE: TUĞLA

KAPAK: ASANSÖR + YANA AÇILIR

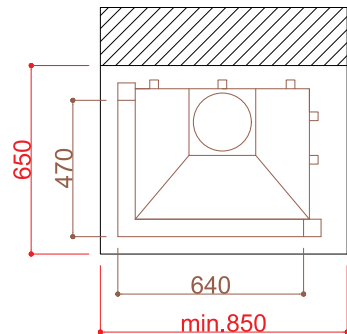
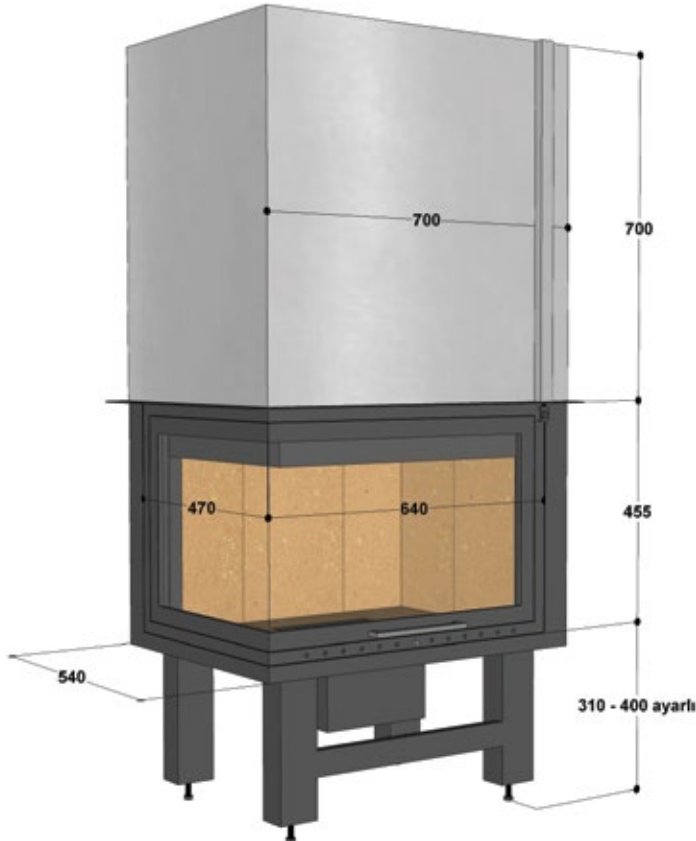
- GÜÇ: 9 - 13 kW
- RANDIMAN: 75 %
- BACA: ø 250 mm
- AĞIRLIK: 170 kg
- BACA KLAPESİ: Dışarıdan Kontrol
- RENK: Füme

OPSİYONEL

Çift Cidar Gövde

Fan Motoru

Siyah Renk



YENİ

HAZNE: TUĞLA

KAPAK: YANA AÇILIR

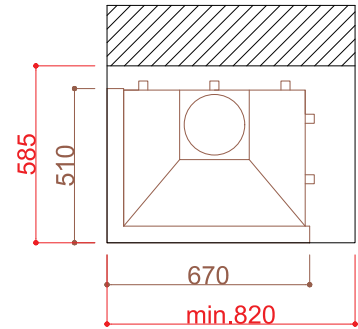
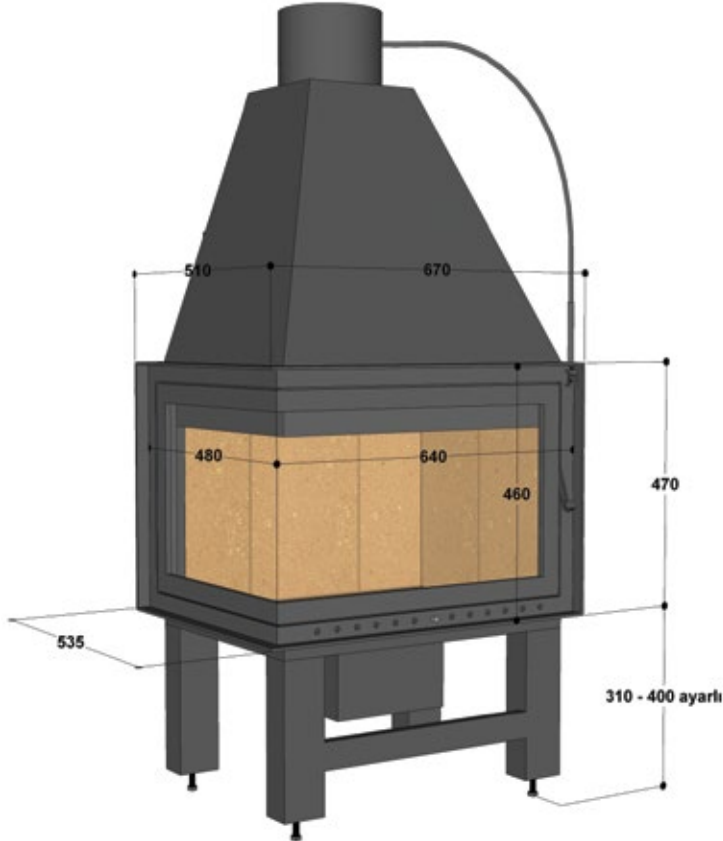
- GÜÇ: 9 - 13 kW
- RANDIMAN: 75 %
- BACA: ø 250 mm
- AĞIRLIK: 140 kg
- BACA KLAPESİ: Dışarıdan Kontrol
- RENK: Füme

OPSİYONEL

Çift Cidar Gövde

Fan Motoru

Siyah Renk



HAZNE: DÖKÜM

KAPAK: ASANSÖR + YANA AÇILIR

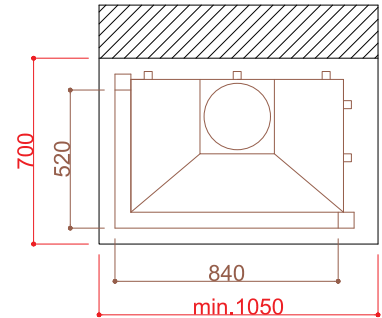
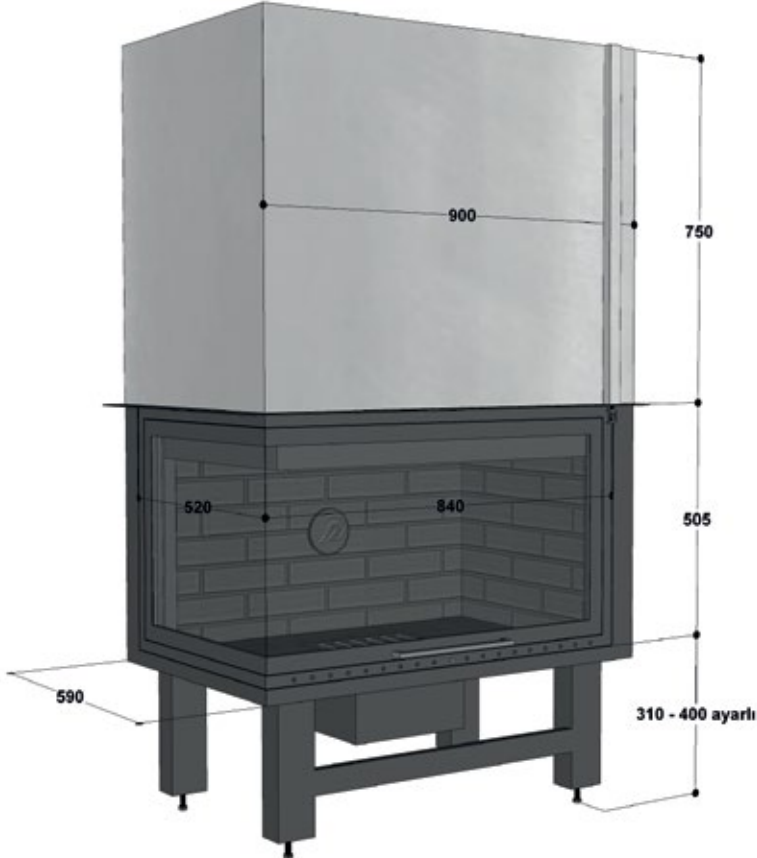
- GÜÇ: 12 - 16 kW
- RANDIMAN: 74 %
- BACA: ø 250 mm
- AĞIRLIK: 268 kg
- BACA KLAPESİ: Dışarıdan Kontrol
- RENK: Füme

OPSİYONEL

Çift Cidar Gövde

Fan Motoru

Siyah Renk



YENİ

HAZNE: TUĞLA

KAPAK: ASANSÖR + YANA AÇILIR

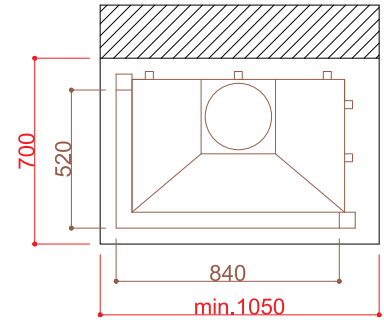
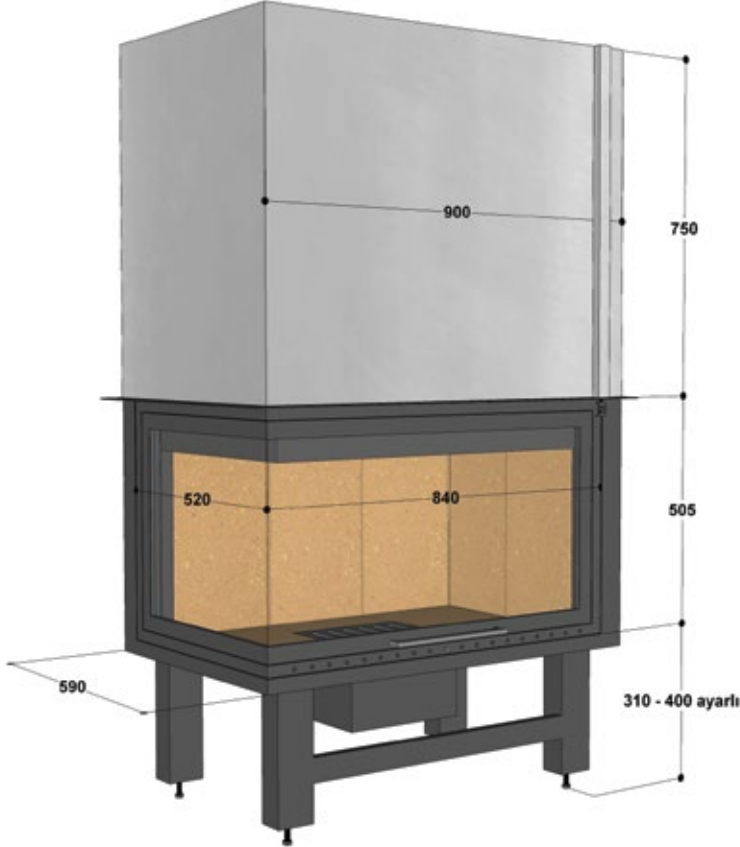
- GÜÇ: 12 - 16 kW
- RANDIMAN: 74 %
- BACA: ø 250 mm
- AĞIRLIK: 245 kg
- BACA KLAPESİ: Dışarıdan Kontrol
- RENK: Füme

OPSİYONEL

Çift Cidar Gövde

Fan Motoru

Siyah Renk



HAZNE: DÖKÜM

KAPAK: ASANSÖR + YANA AÇILIR

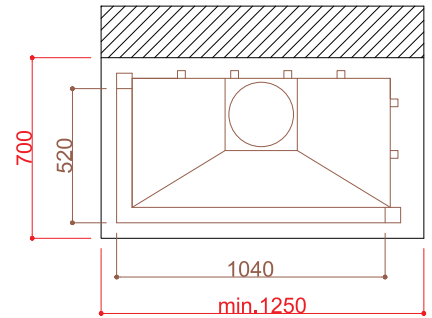

- GÜÇ: 13 - 17 kW
- RANDIMAN: 73 %
- BACA: ø 250 mm
- AĞIRLIK: 320 kg
- BACA KLAPESİ: Dışarıdan Kontrol
- RENK: Füme

OPSİYONEL

Çift Cidar Gövde

Fan Motoru

Siyah Renk



YENİ

HAZNE: TUĞLA

KAPAK: ASANSÖR + YANA AÇILIR

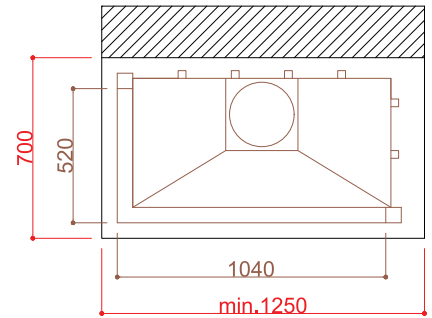
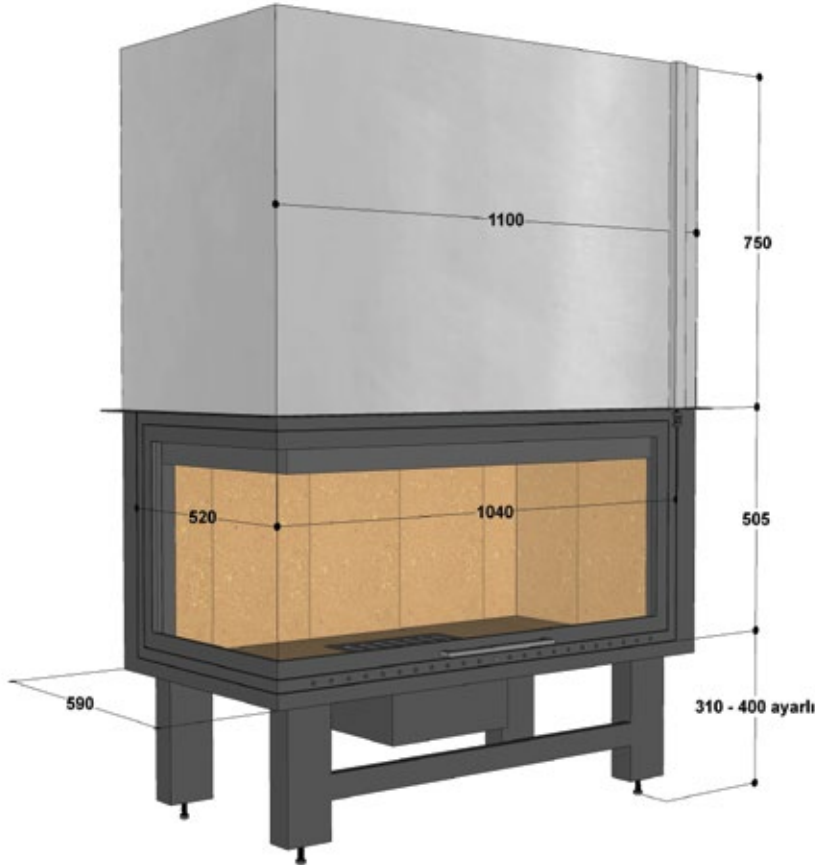
- GÜÇ: 13 - 17 kW
- RANDIMAN: 73 %
- BACA: \varnothing 250 mm
- AĞIRLIK: 295 kg
- BACA KLAPESİ: Dışarıdan Kontrol
- RENK: Füme

OPSİYONEL

Çift Cidar Gövde

Fan Motoru

Siyah Renk



YENİ

HAZNE: DÖKÜM

KAPAK: ASANSÖR + YANA AÇILIR

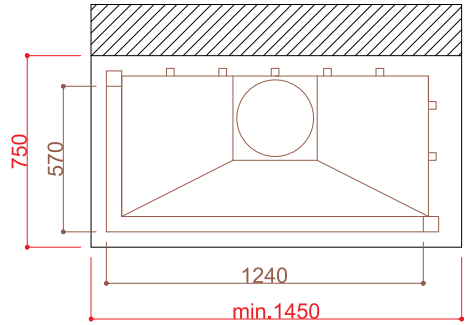

- GÜÇ: 14 - 18 kW
- RANDIMAN: 73 %
- BACA: ø 300 mm
- AĞIRLIK: 365 kg
- BACA KLAPESİ: Dışarıdan Kontrol
- RENK: Füme

OPSİYONEL

Çift Cidar Gövde

Fan Motoru

Siyah Renk



YENİ

HAZNE: TUĞLA

KAPAK: ASANSÖR + YANA AÇILIR

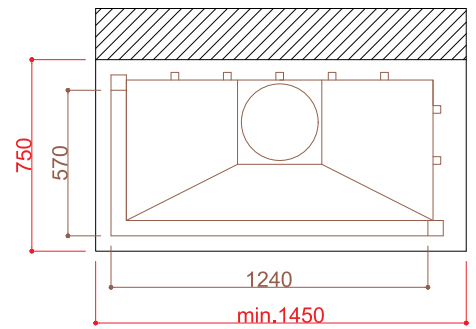
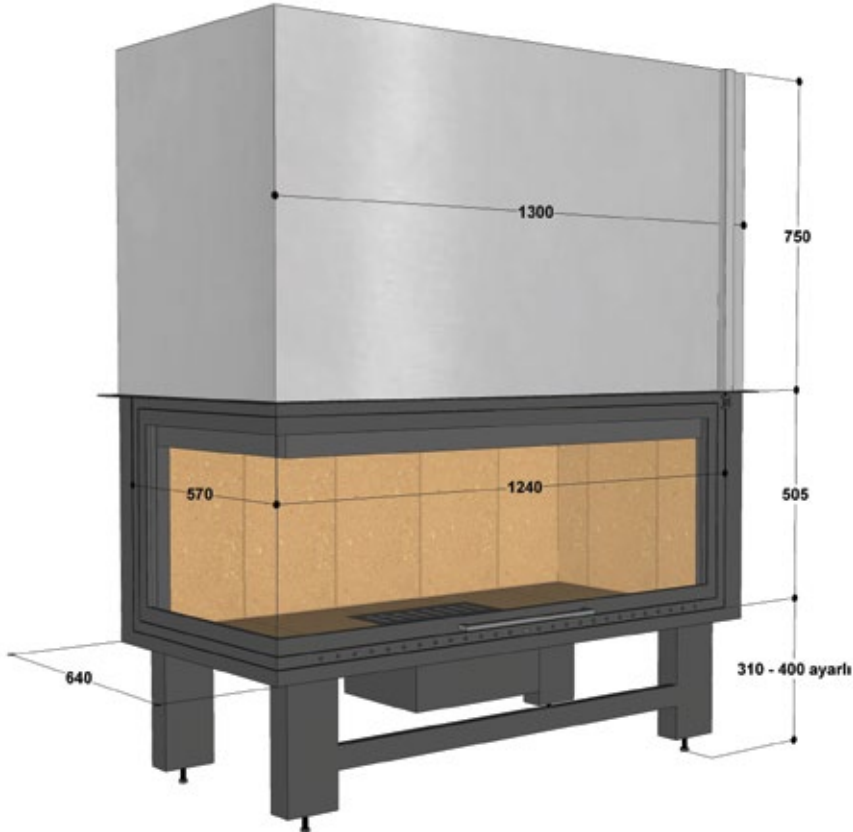
- GÜÇ: 14 - 18 kW
- RANDIMAN: 73 %
- BACA: ø 300 mm
- AĞIRLIK: 340 kg
- BACA KLAPESİ: Dışarıdan Kontrol
- RENK: Füme

OPSİYONEL

Çift Cidar Gövde

Fan Motoru

Siyah Renk



HAZNE: DÖKÜM

KAPAK: ASANSÖR + YANA AÇILIR

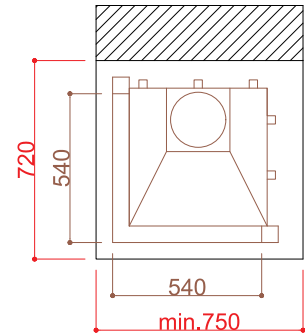
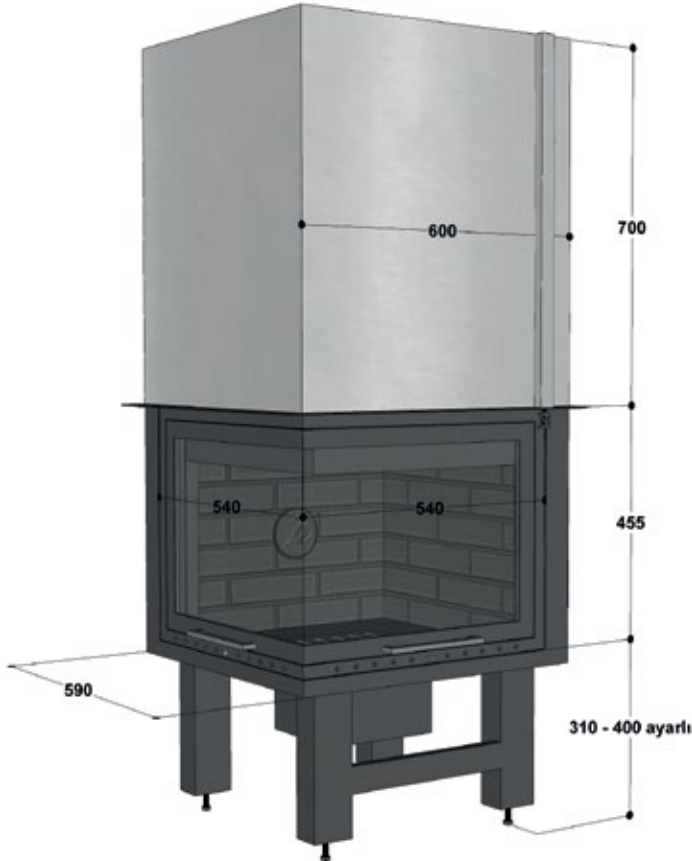
- GÜÇ: 9.5 - 13.5 kW
- RANDIMAN: 76 %
- BACA: ø 250 mm
- AĞIRLIK: 200 kg
- BACA KLAPESİ: Dışarıdan Kontrol
- RENK: Füme

OPSİYONEL

Çift Cidar Gövde

Fan Motoru

Siyah Renk



HAZNE: DÖKÜM

KAPAK: ASANSÖR + YANA AÇILIR

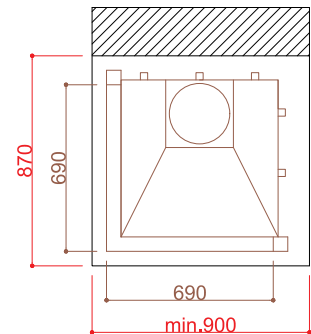

- GÜÇ: 13 - 17 kW
- RANDIMAN: 72 %
- BACA: ø 250 mm
- AĞIRLIK: 275 kg
- BACA KLAPESİ: Dışarıdan Kontrol
- RENK: Füme

OPSİYONEL

Çift Cidar Gövde

Fan Motoru

Siyah Renk



HAZNE: DÖKÜM

KAPAK: ASANSÖR + YANA AÇILIR

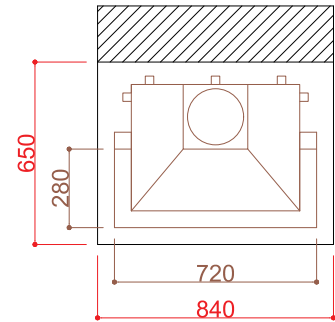
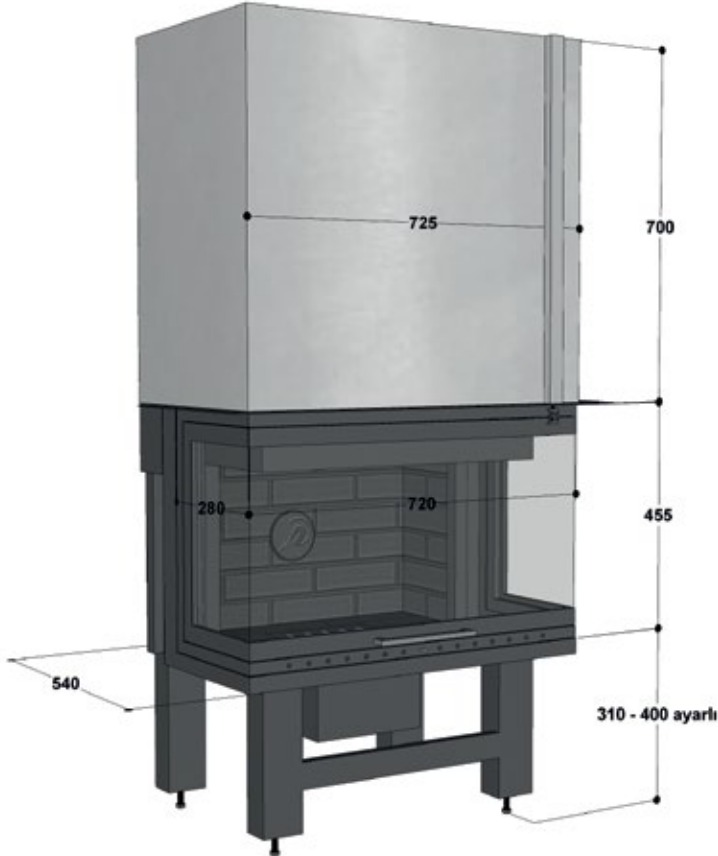
- GÜÇ: 8 - 12 kW
- RANDIMAN: 76 %
- BACA: \varnothing 200 mm
- AĞIRLIK: 212 kg
- BACA KLAPESİ: Dışarıdan Kontrol
- RENK: Füme

OPSİYONEL

Çift Cidar Gövde

Fan Motoru

Siyah Renk



YENİ

HAZNE: TUĞLA

KAPAK: ASANSÖR + YANA AÇILIR

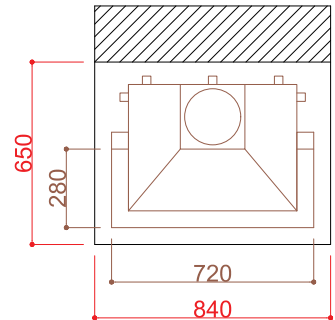
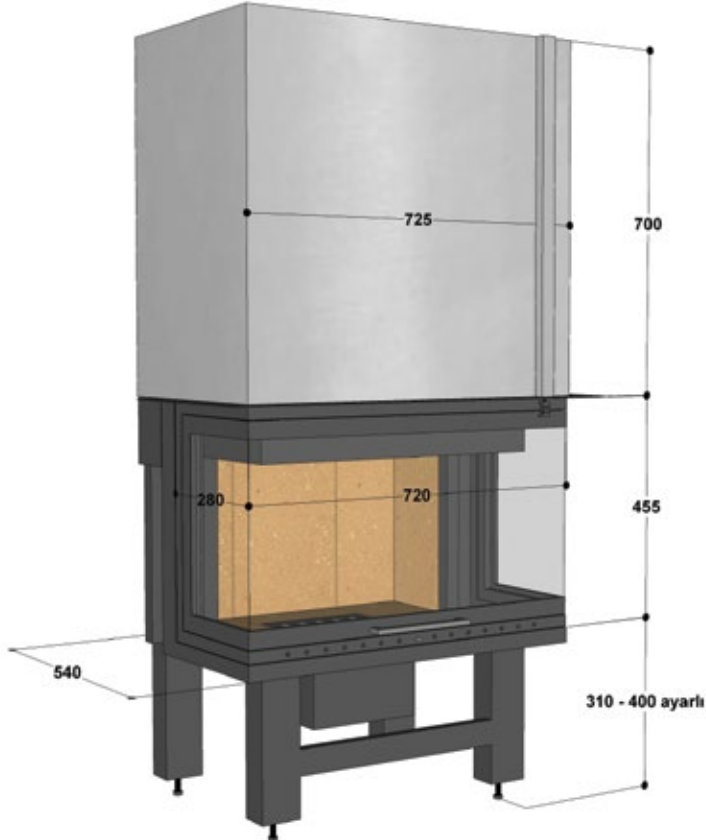
- GÜÇ: 8 - 12 kW
- RANDIMAN: 76 %
- BACA: \varnothing 200 mm
- AĞIRLIK: 200 kg
- BACA KLAPESİ: Dışarıdan Kontrol
- RENK: Füme

OPSİYONEL

Çift Cidar Gövde

Fan Motoru

Siyah Renk



HAZNE: DÖKÜM

KAPAK: ASANSÖR + YANA AÇILIR

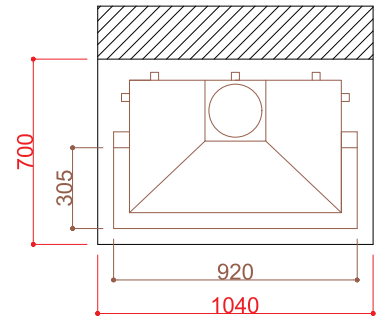
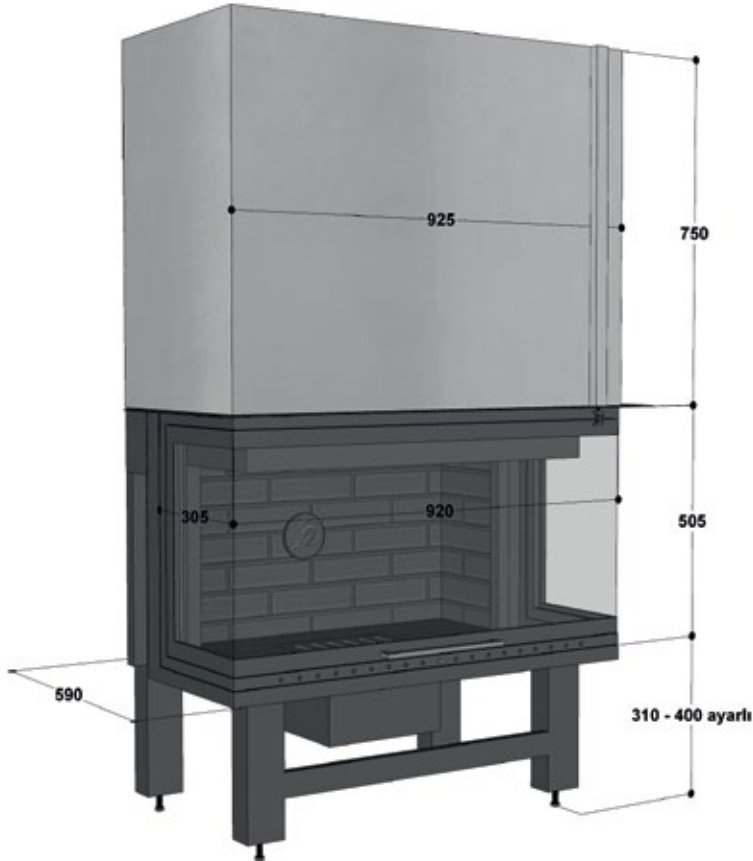
- GÜÇ: 11 - 15 kW
- RANDIMAN: 79.5 %
- BACA: ø 200 mm
- AĞIRLIK: 251 kg
- BACA KLAPESİ: Dışarıdan Kontrol
- RENK: Füme

OPSİYONEL

Çift Cidar Gövde

Fan Motoru

Siyah Renk



YENİ

HAZNE: TUĞLA

KAPAK: ASANSÖR + YANA AÇILIR

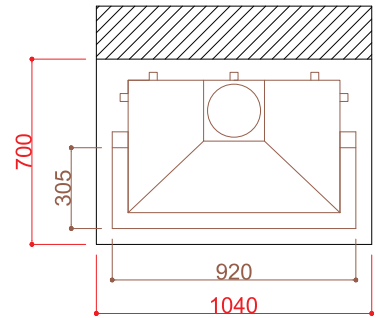
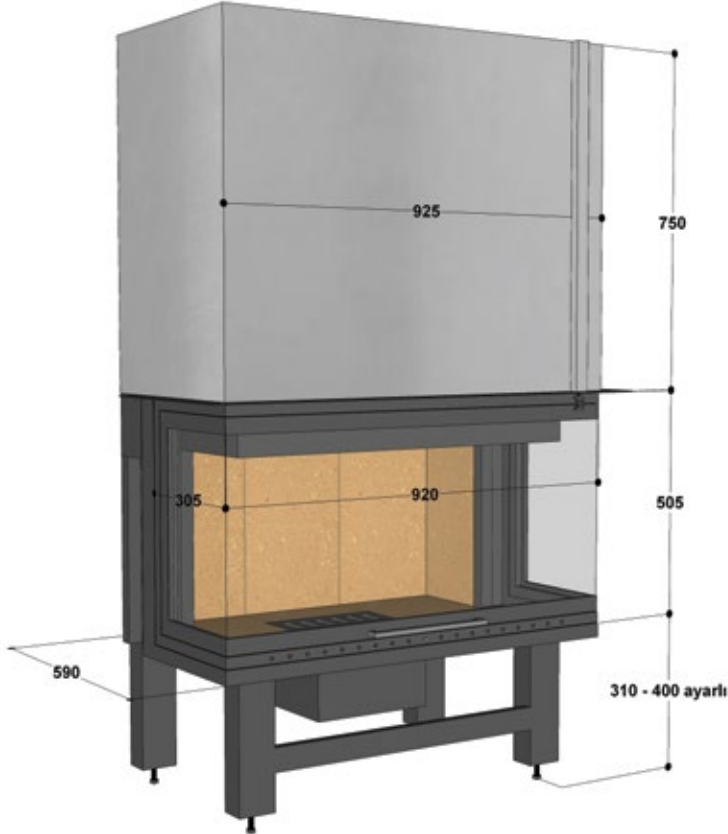
- GÜÇ: 11 - 15 kW
- RANDIMAN: 79.5 %
- BACA: ø 200 mm
- AĞIRLIK: 230 kg
- BACA KLAPESİ: Dışarıdan Kontrol
- RENK: Füme

OPSİYONEL

Çift Cidar Gövde

Fan Motoru

Siyah Renk



HAZNE: DÖKÜM

KAPAK: ASANSÖR + YANA AÇILIR

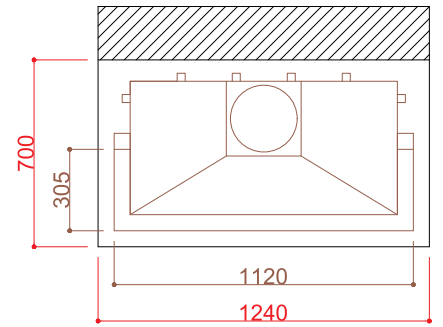

- GÜÇ: 13 - 17 kW
- RANDIMAN: 75 %
- BACA: ø 250 mm
- AĞIRLIK: 319 kg
- BACA KLAPESİ: Dışarıdan Kontrol
- RENK: Füme

OPSİYONEL

Çift Cidar Gövde

Fan Motoru

Siyah Renk



YENİ

HAZNE: TUĞLA

KAPAK: ASANSÖR + YANA AÇILIR

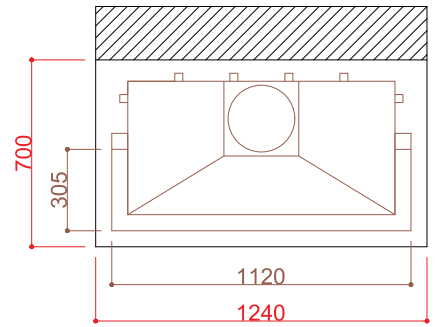

- GÜÇ: 13 - 17 kW
- RANDIMAN: 75 %
- BACA: ø 250 mm
- AĞIRLIK: 295 kg
- BACA KLAPESİ: Dışarıdan Kontrol
- RENK: Füme

OPSİYONEL

Çift Cidar Gövde

Fan Motoru

Siyah Renk



HAZNE: DÖKÜM

KAPAK: ASANSÖR + YANA AÇILIR

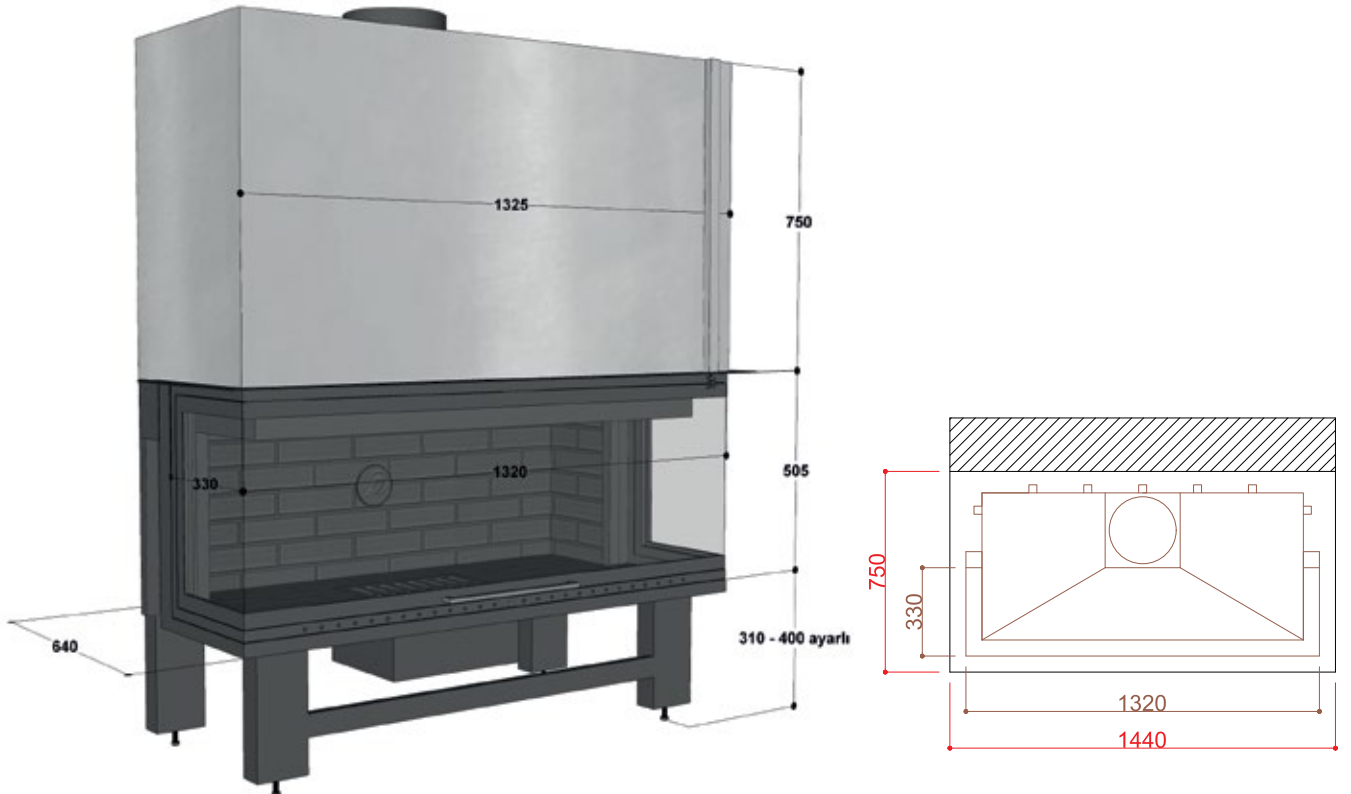
- GÜÇ: 14 - 18 kW
- RANDIMAN: 74 %
- BACA: ø 250 mm
- AĞIRLIK: 370 kg
- BACA KLAPESİ: Dışarıdan Kontrol
- RENK: Füme

OPSİYONEL

Çift Cidar Gövde

Fan Motoru

Siyah Renk



YENİ

HAZNE: TUĞLA

KAPAK: ASANSÖR + YANA AÇILIR

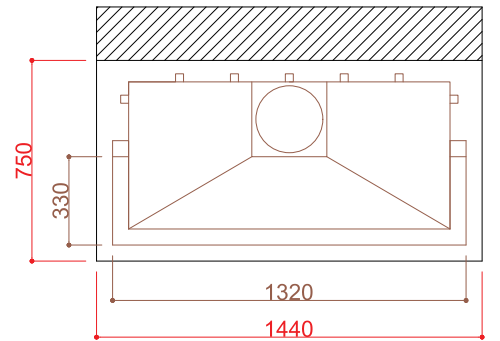
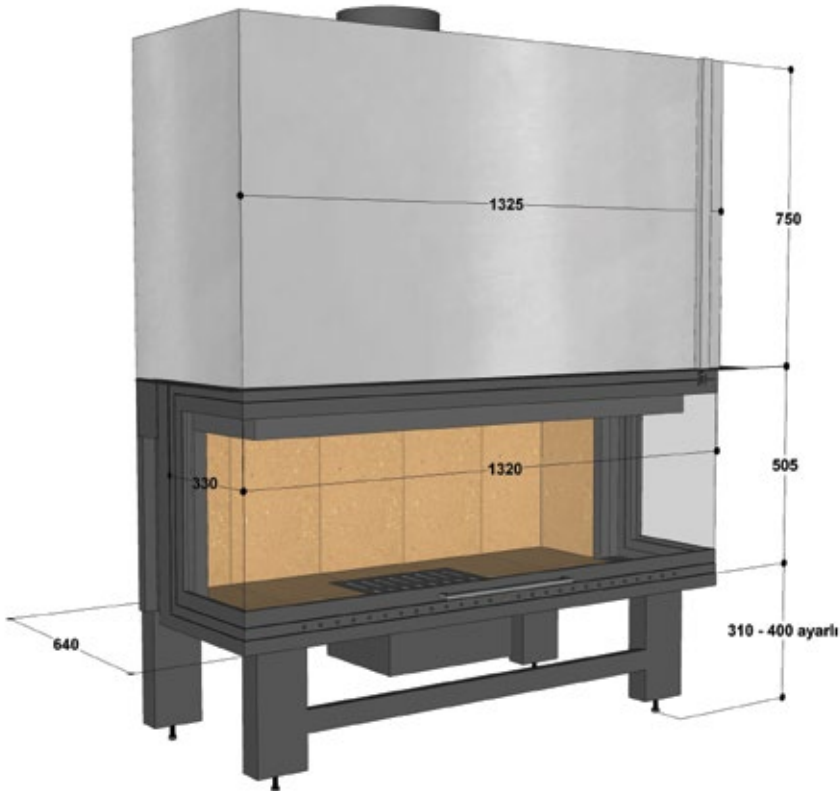
- GÜÇ: 14 - 18 kW
- RANDIMAN: 74 %
- BACA: ø 250 mm
- AĞIRLIK: 345 kg
- BACA KLAPESİ: Dışarıdan Kontrol
- RENK: Füme

OPSİYONEL

Çift Cidar Gövde

Fan Motoru

Siyah Renk



HAZNE: DÖKÜM

KAPAK: ASANSÖR + YANA AÇILIR

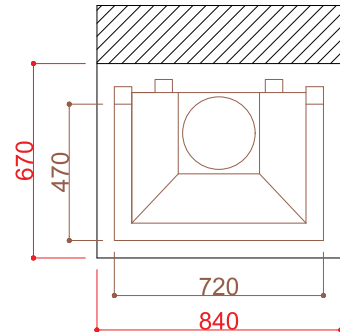
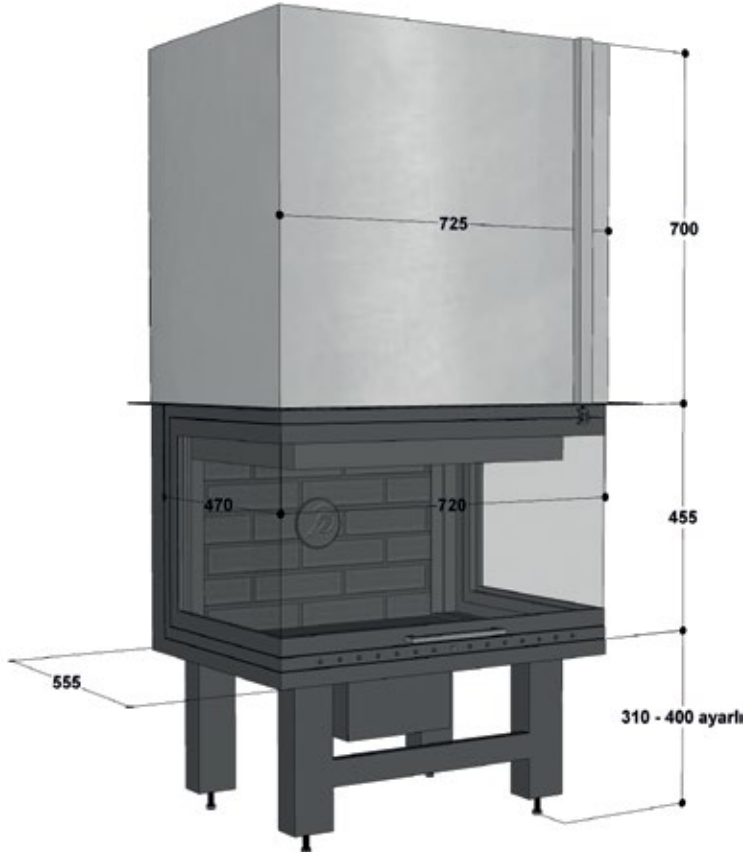
- GÜÇ: 9 - 13 kW
- RANDIMAN: 74 %
- BACA: ø 250 mm
- AĞIRLIK: 230 kg
- BACA KLAPESİ: Dışarıdan Kontrol
- RENK: Füme

OPSİYONEL

Çift Cidar Gövde

Fan Motoru

Siyah Renk



YENİ

HAZNE: TUĞLA

KAPAK: ASANSÖR + YANA AÇILIR

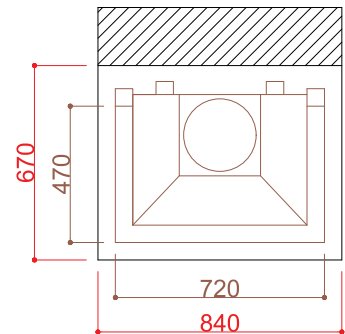
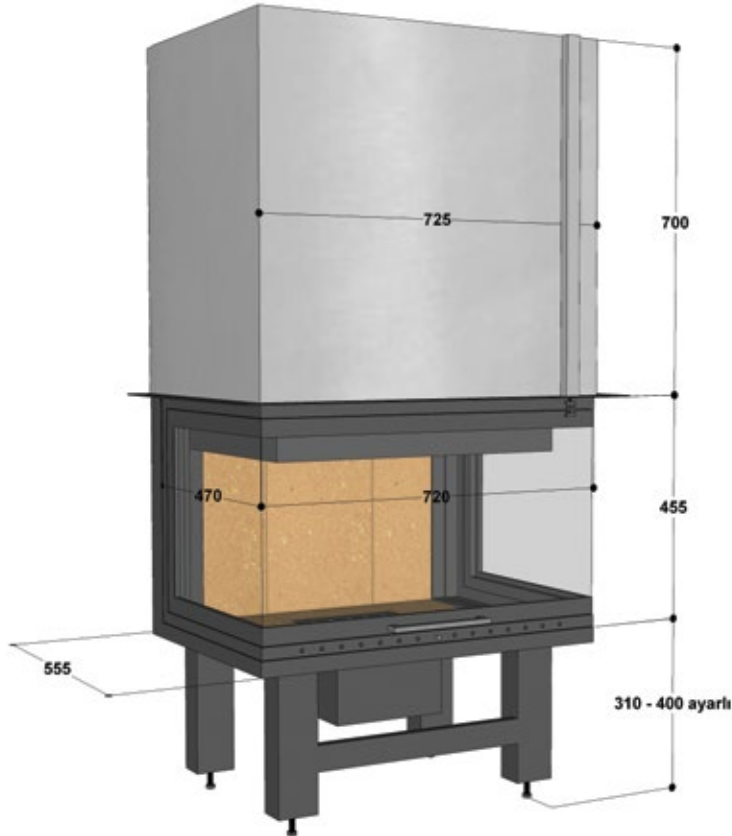
- GÜÇ: 9 - 13 kW
- RANDIMAN: 74 %
- BACA: ø 250 mm
- AĞIRLIK: 220 kg
- BACA KLAPESİ: Dışarıdan Kontrol
- RENK: Füme

OPSİYONEL

Çift Cidar Gövde

Fan Motoru

Siyah Renk



HAZNE: DÖKÜM

KAPAK: ASANSÖR + YANA AÇILIR

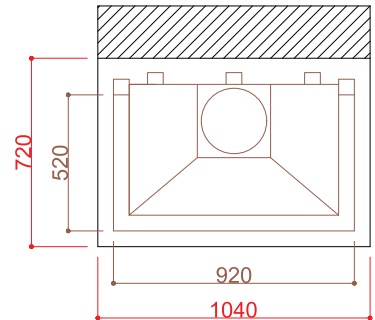
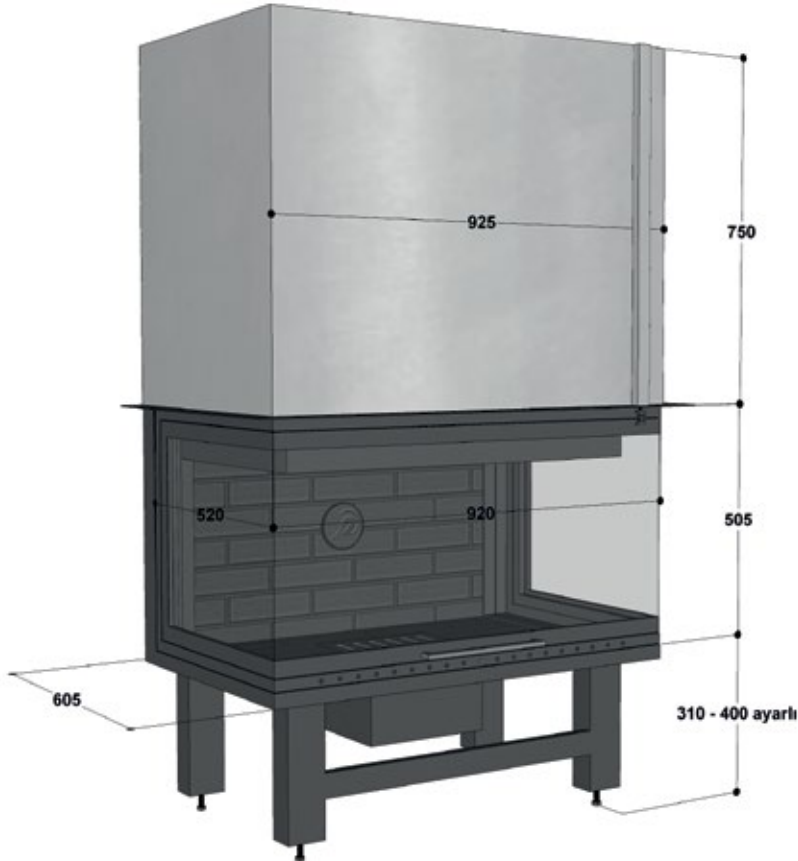
- GÜÇ: 12 - 16 kW
- RANDIMAN: 73 %
- BACA: ø 250 mm
- AĞIRLIK: 290 kg
- BACA KLAPESİ: Dışarıdan Kontrol
- RENK: Füme

OPSİYONEL

Çift Cidar Gövde

Fan Motoru

Siyah Renk



YENİ

HAZNE: TUĞLA

KAPAK: ASANSÖR + YANA AÇILIR

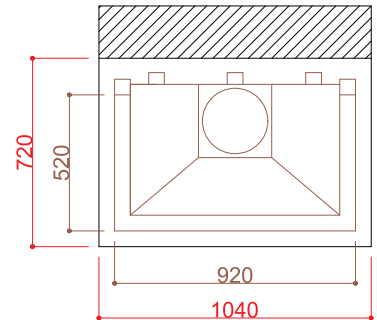
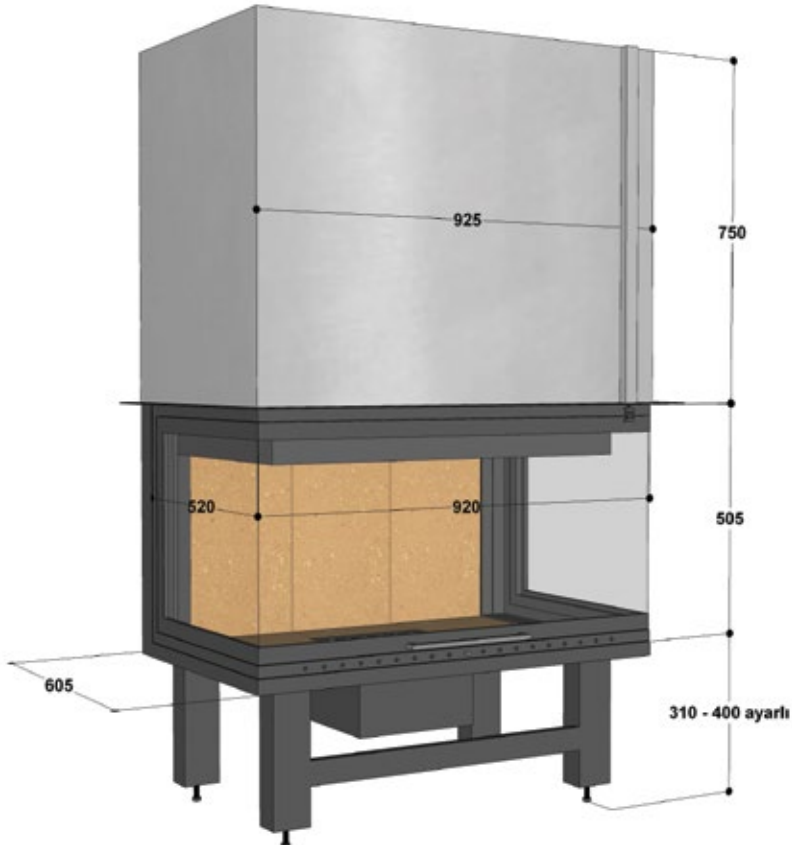
- GÜÇ: 12 - 16 kW
- RANDIMAN: 73 %
- BACA: ø 250 mm
- AĞIRLIK: 270 kg
- BACA KLAPESİ: Dışarıdan Kontrol
- RENK: Füme

OPSİYONEL

Çift Cidar Gövde

Fan Motoru

Siyah Renk



YENİ

HAZNE: DÖKÜM

KAPAK: ASANSÖR + YANA AÇILIR

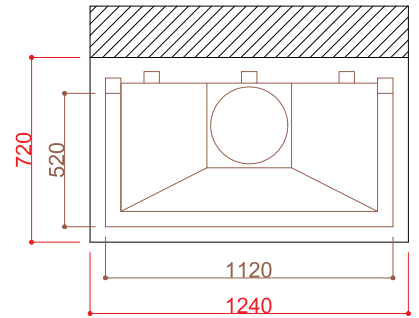

- GÜÇ: 13 - 17 kW
- RANDIMAN: 72 %
- BACA: ø 250 mm
- AĞIRLIK: 360 kg
- BACA KLAPESİ: Dışarıdan Kontrol
- RENK: Füme

OPSİYONEL

Çift Cidar Gövde

Fan Motoru

Siyah Renk



YENİ

HAZNE: TUĞLA

KAPAK: ASANSÖR + YANA AÇILIR

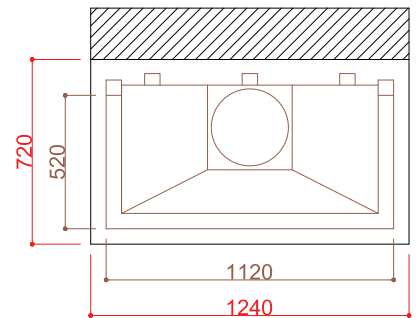
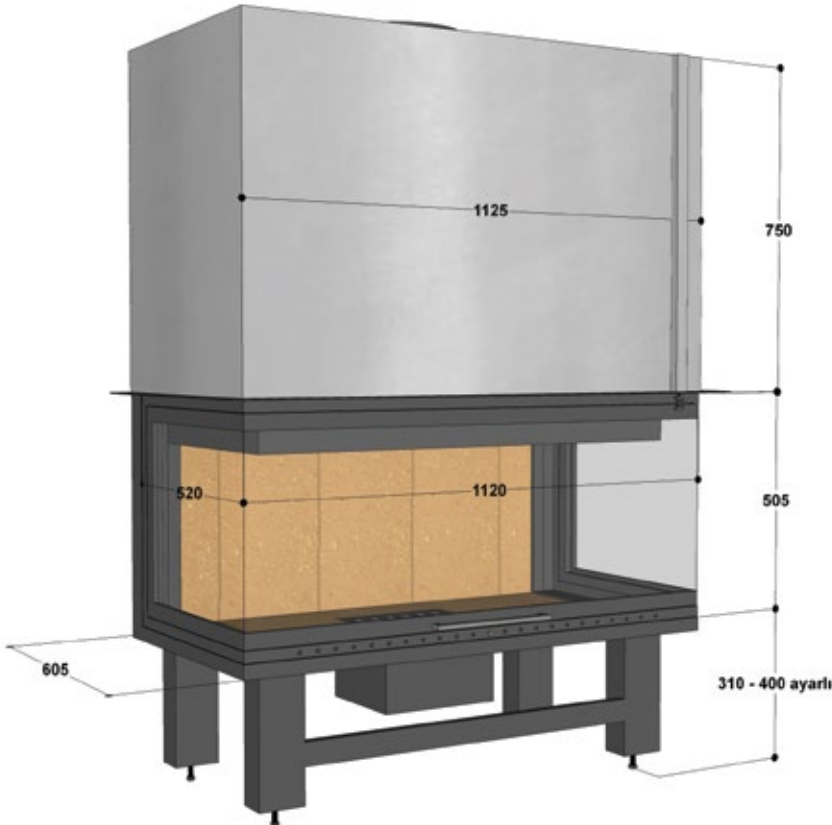
- GÜÇ: 13 - 17 kW
- RANDIMAN: 72 %
- BACA: ø 250 mm
- AĞIRLIK: 335 kg
- BACA KLAPESİ: Dışarıdan Kontrol
- RENK: Füme

OPSİYONEL

Çift Cidar Gövde

Fan Motoru

Siyah Renk



YENİ

HAZNE: DÖKÜM

KAPAK: ASANSÖR + YANA AÇILIR

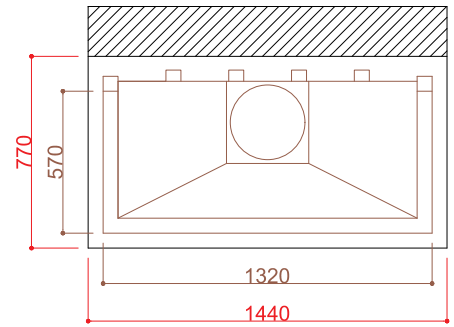
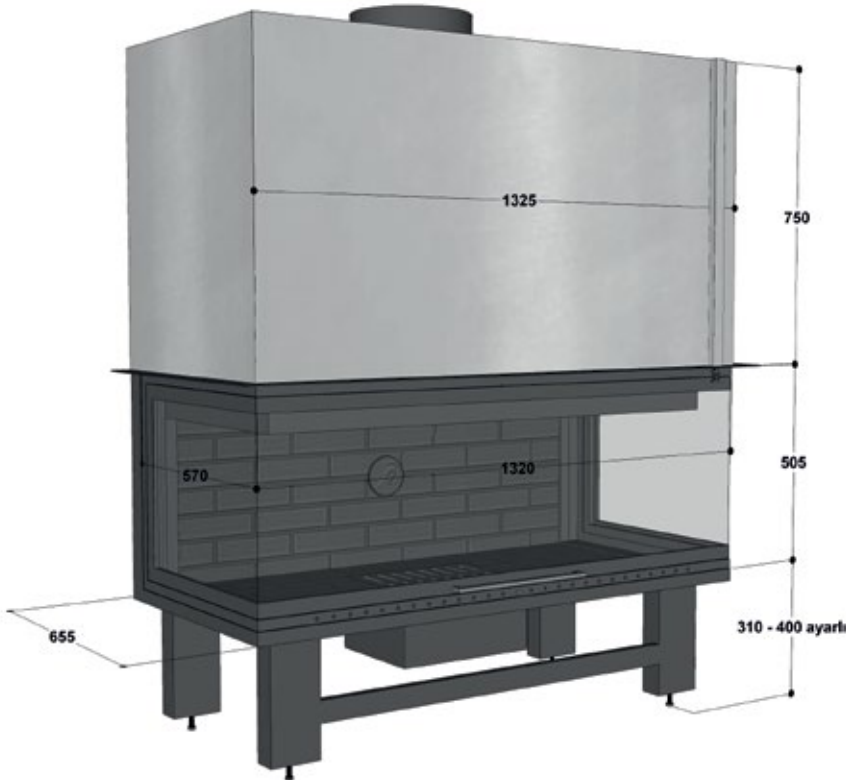
- GÜÇ: 14 - 18 kW
- RANDIMAN: 73 %
- BACA: \varnothing 300 mm
- AĞIRLIK: 409 kg
- BACA KLAPESİ: Dışarıdan Kontrol
- RENK: Füme

OPSİYONEL

Çift Cidar Gövde

Fan Motoru

Siyah Renk



YENİ

HAZNE: TUĞLA

KAPAK: ASANSÖR + YANA AÇILIR

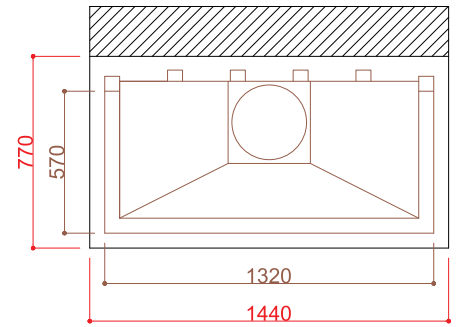
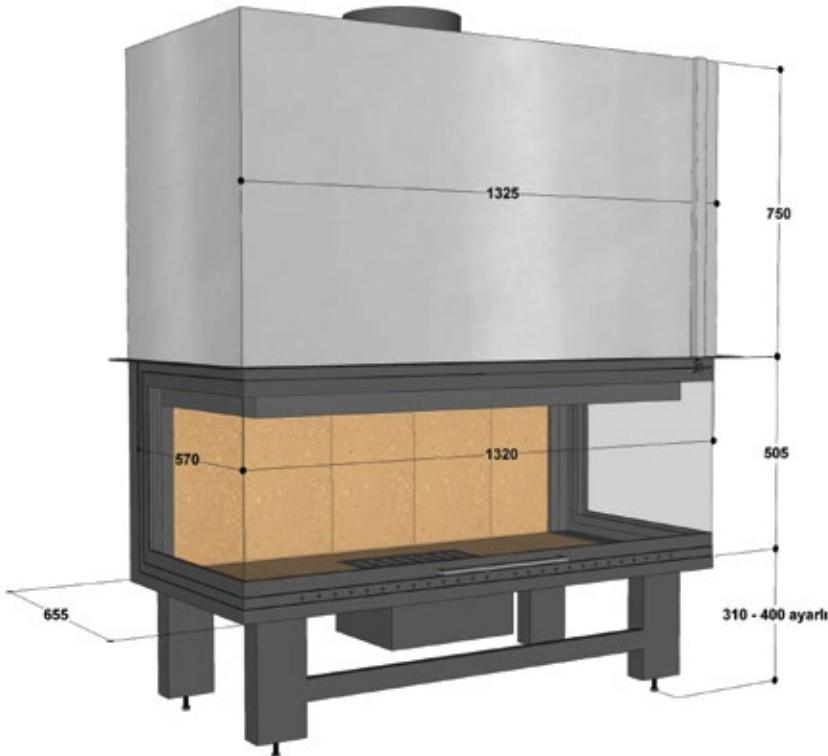
- GÜÇ: 14 - 18 kW
- RANDIMAN: 73 %
- BACA: ø 300 mm
- AĞIRLIK: 385 kg
- BACA KLAPESİ: Dışarıdan Kontrol
- RENK: Füme

OPSİYONEL

Çift Cidar Gövde

Fan Motoru

Siyah Renk



HAZNE: DÖKÜM

KAPAK: ASANSÖR + YANA AÇILIR

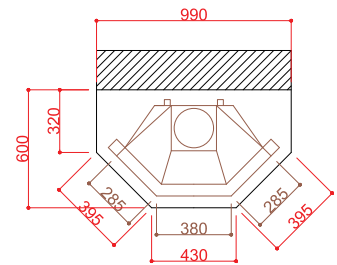
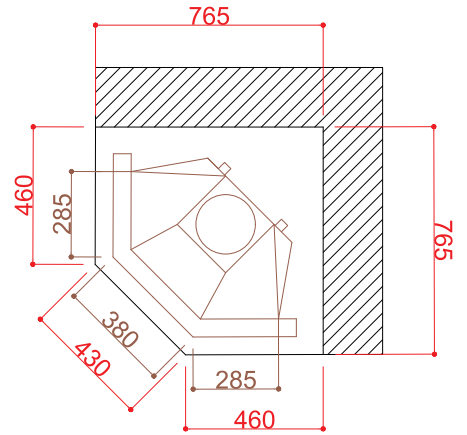
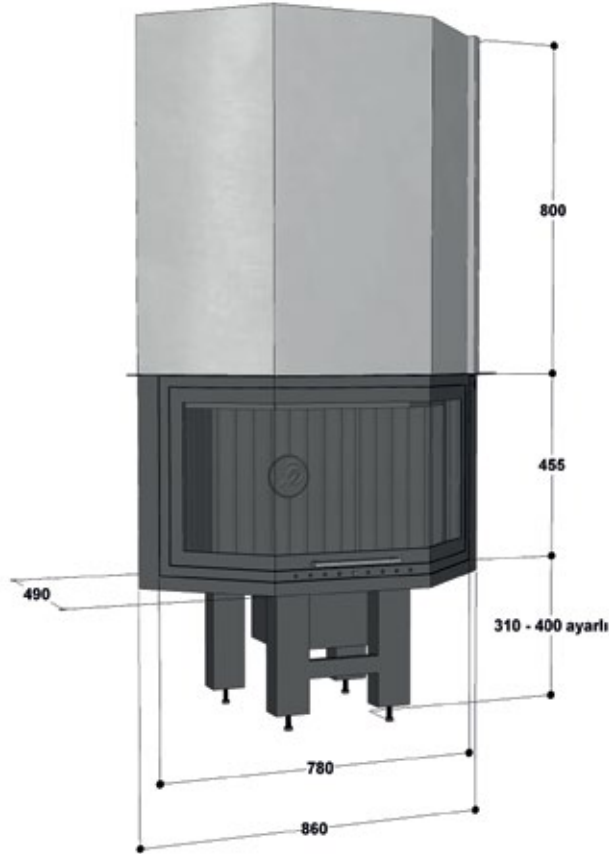
- GÜÇ: 9 - 13 kW
- RANDIMAN: 79 %
- BACA: \varnothing 200 mm
- AĞIRLIK: 185 kg
- BACA KLAPESİ: Dışarıdan Kontrol
- RENK: Füme

OPSİYONEL

Çift Cidar Gövde

Fan Motoru

Siyah Renk



YENİ

HAZNE: DÖKÜM
KAPAK: YANA AÇILIR

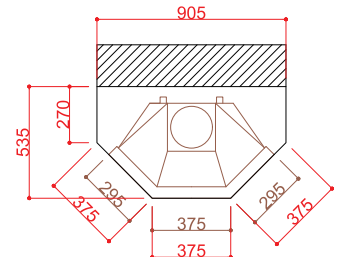
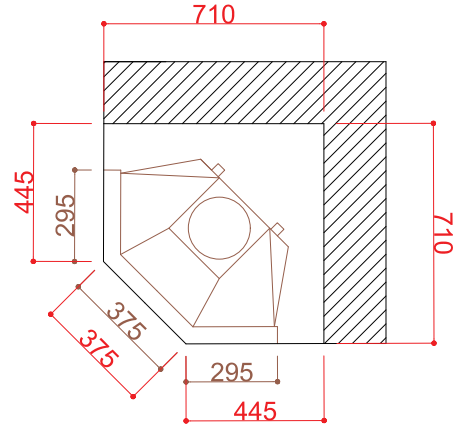
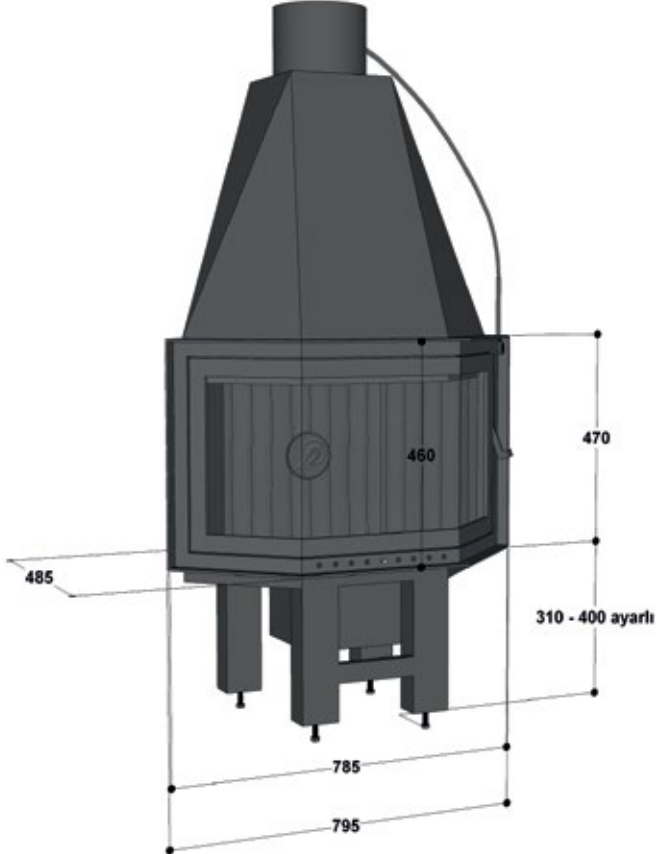
- GÜÇ: 9 - 13 kW
- RANDIMAN: 79 %
- BACA: \varnothing 200 mm
- AĞIRLIK: 145 kg
- BACA KLAPESİ: Dışarıdan Kontrol
- RENK: Füme

OPSİYONEL

Çift Cidar Gövde

Fan Motoru

Siyah Renk



HAZNE: DÖKÜM

KAPAK: ASANSÖR + YANA AÇILIR

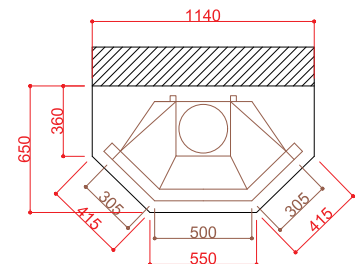
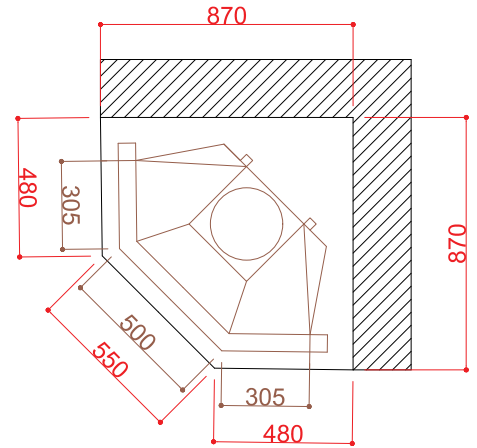
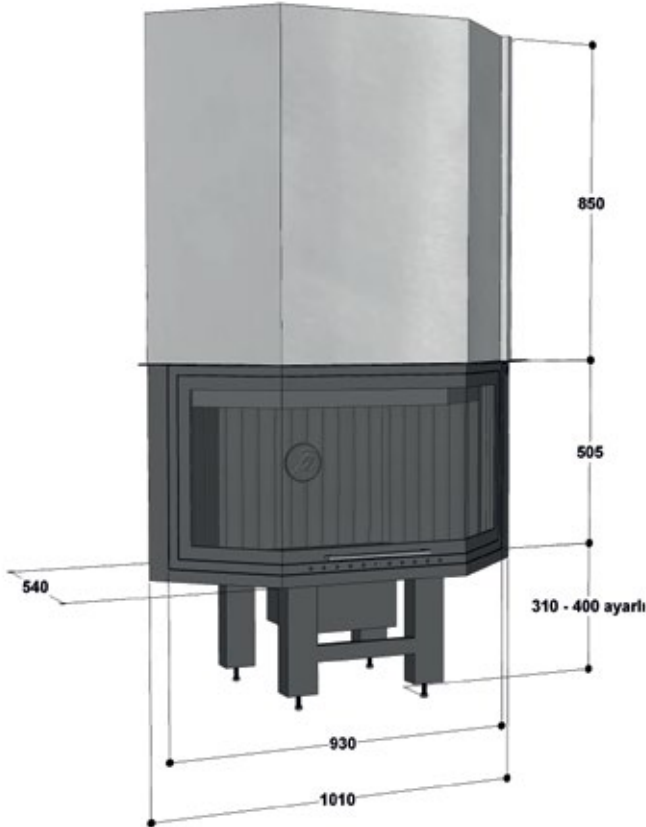
- GÜÇ: 10.5 - 14.5 kW
- RANDIMAN: 75 %
- BACA: \varnothing 250 mm
- AĞIRLIK: 235 kg
- BACA KLAPESİ: Dışarıdan Kontrol
- RENK: Füme

OPSİYONEL

Çift Cidar Gövde

Fan Motoru

Siyah Renk



YENİ

HAZNE: DÖKÜM
KAPAK: YANA AÇILIR

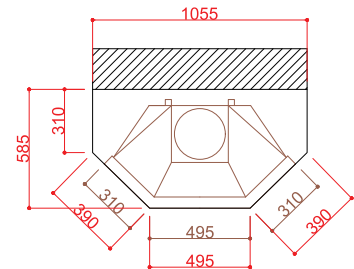
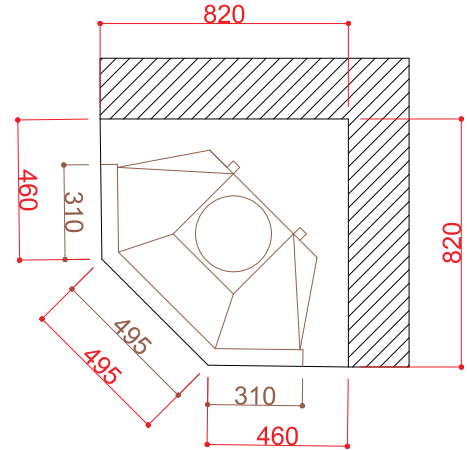
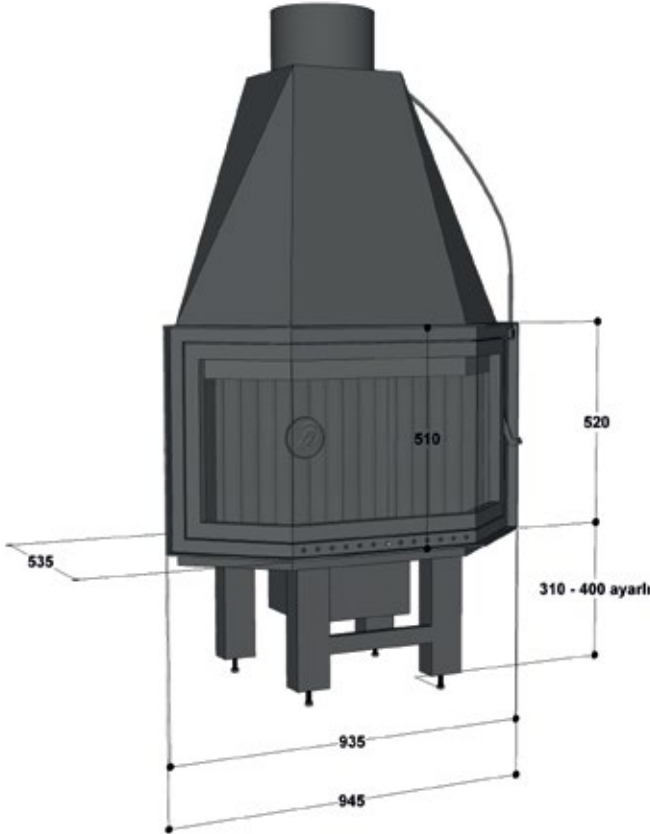
- GÜÇ: 10.5 - 14.5 kW
- RANDIMAN: 75 %
- BACA: ø 250 mm
- AĞIRLIK: 185 kg
- BACA KLAPESİ: Dışarıdan Kontrol
- RENK: Füme

OPSİYONEL

Çift Cidar Gövde

Fan Motoru

Siyah Renk



HAZNE: DÖKÜM

KAPAK: ÖN CAM ASANSÖR + YANA AÇILIR

ARKA CAM YANA AÇILIR

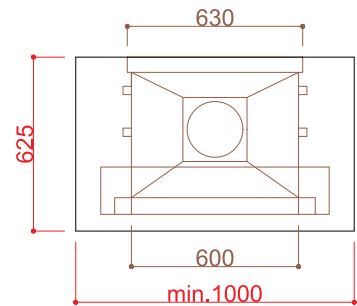
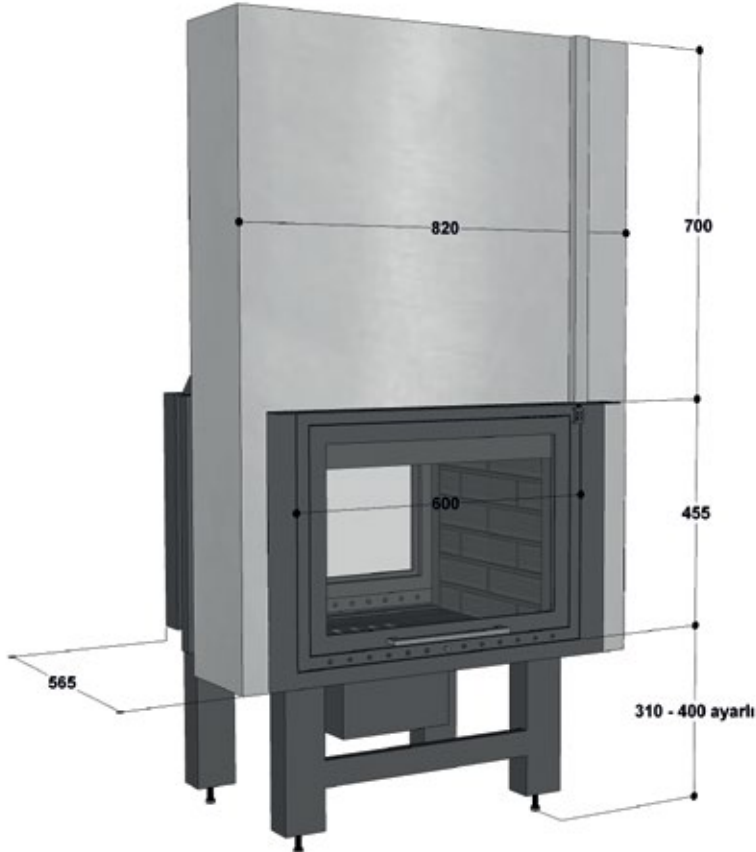
- GÜÇ: 8 - 12 kW
- RANDIMAN: 77 %
- BACA: ø 200 mm
- AĞIRLIK: 200 kg
- BACA KLAPESİ: Dışarıdan Kontrol
- RENK: Füme

OPSİYONEL

Çift Cidar Gövde

Fan Motoru

Siyah Renk



YENİ

HAZNE: DÖKÜM

KAPAK: ÖN ve ARKA CAM YANA AÇILIR

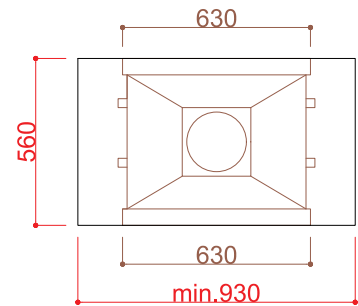
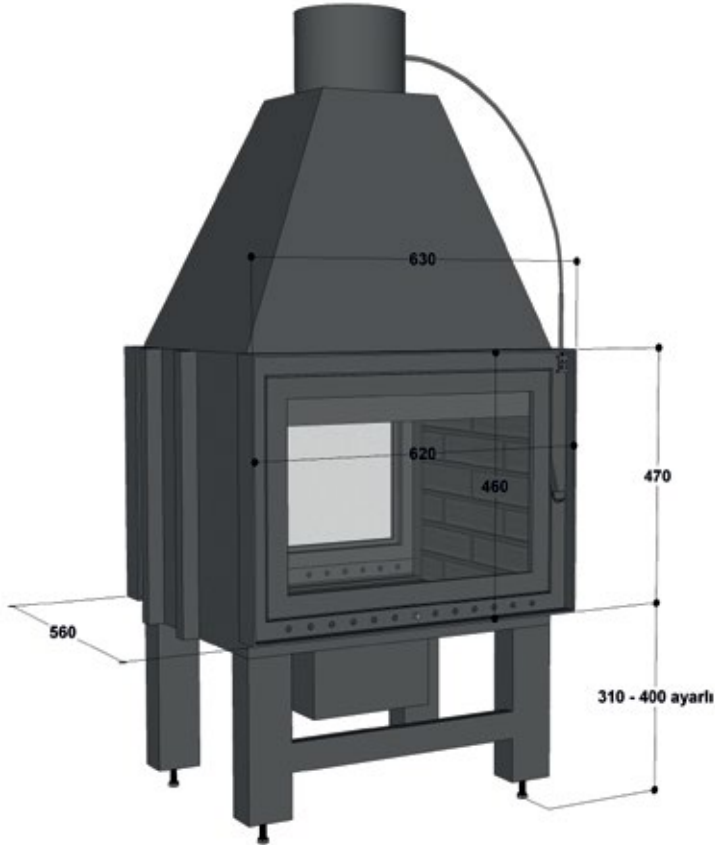
- GÜÇ: 8 - 12 kW
- RANDIMAN: 77 %
- BACA: ø 200 mm
- AĞIRLIK: 140 kg
- BACA KLAPESİ: Dışarıdan Kontrol
- RENK: Füme

OPSİYONEL

Çift Cidar Gövde

Fan Motoru

Siyah Renk



YENİ

HAZNE: TUĞLA

KAPAK: ÖN CAM ASANSÖR + YANA AÇILIR

ARKA CAM YANA AÇILIR

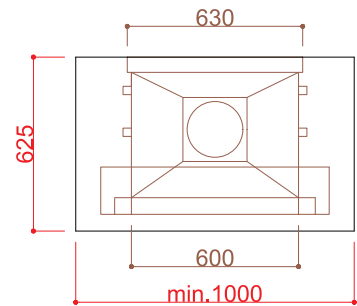
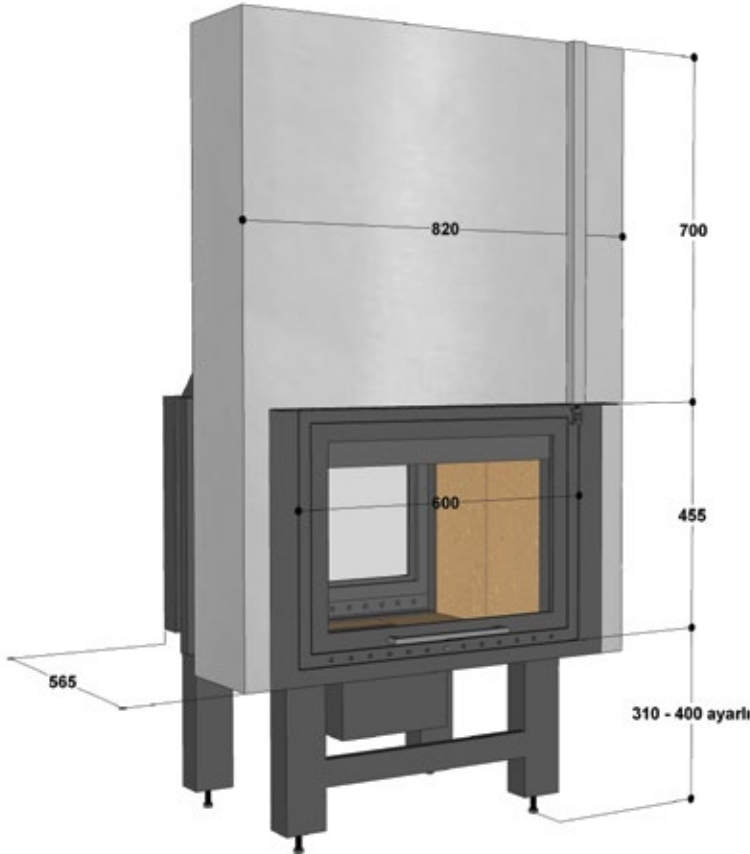
- GÜÇ: 8 - 12 kW
- RANDIMAN: 77 %
- BACA: ø 200 mm
- AĞIRLIK: 190 kg
- BACA KLAPESİ: Dışarıdan Kontrol
- RENK: Füme

OPSİYONEL

Çift Cedar Gövde

Fan Motoru

Siyah Renk



YENİ

HAZNE: TUĞLA

KAPAK: ÖN ve ARKA CAM YANA AÇILIR

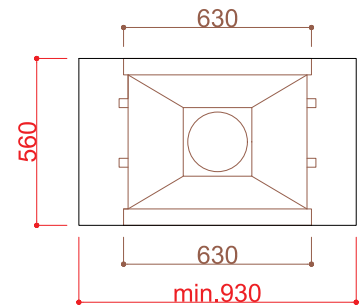
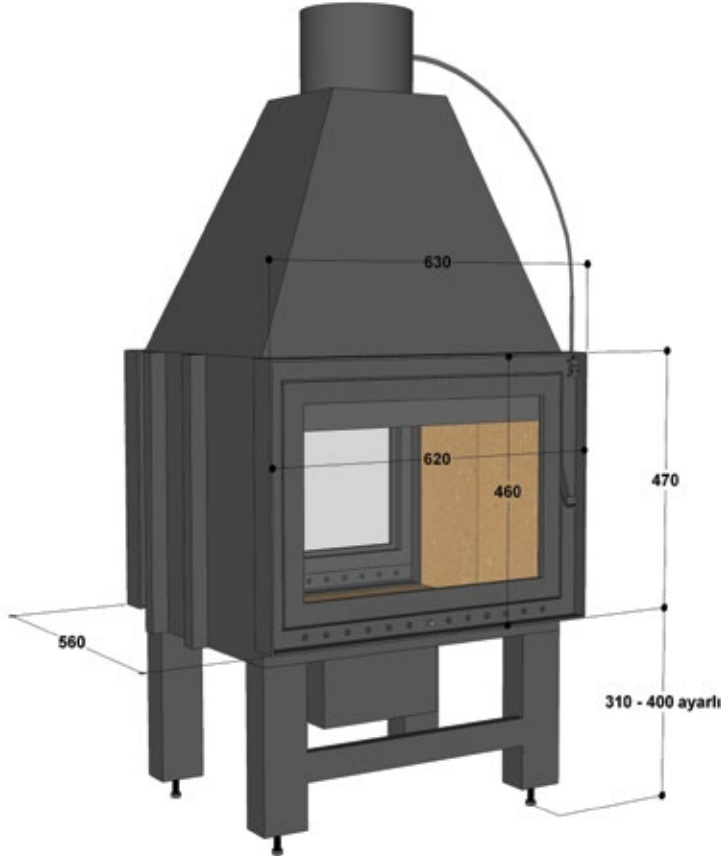
- GÜÇ: 8 - 12 kW
- RANDIMAN: 77 %
- BACA: ø 200 mm
- AĞIRLIK: 130 kg
- BACA KLAPESİ: Dışarıdan Kontrol
- RENK: Füme

OPSİYONEL

Çift Cidar Gövde

Fan Motoru

Siyah Renk



HAZNE: DÖKÜM

KAPAK: ÖN CAM ASANSÖR + YANA AÇILIR
ARKA CAM YANA AÇILIR

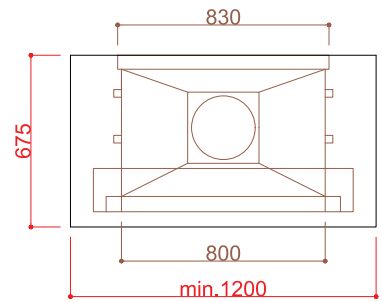
- GÜÇ: 12 - 16 kW
- RANDIMAN: 79 %
- BACA: ø 250 mm
- AĞIRLIK: 270 kg
- BACA KLAPESİ: Dışarıdan Kontrol
- RENK: Füme

OPSİYONEL

Çift Cedar Gövde

Fan Motoru

Siyah Renk



YENİ

HAZNE: DÖKÜM

KAPAK: ÖN ve ARKA CAM YANA AÇILIR

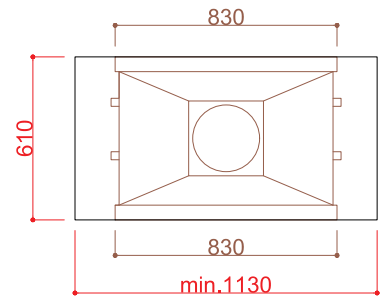
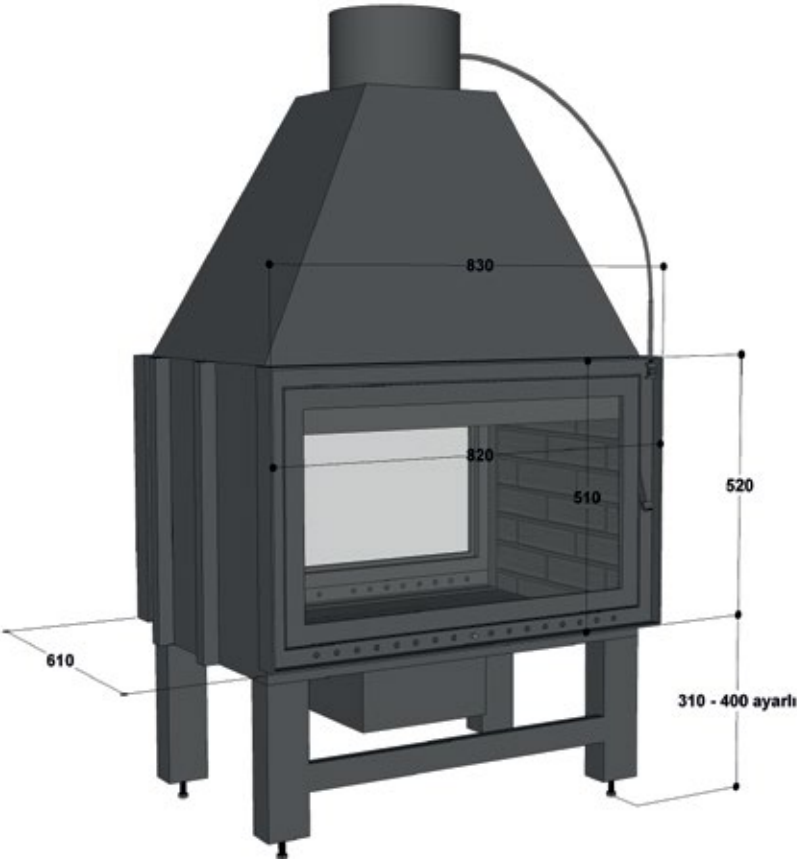
- GÜÇ: 12 - 16 kW
- RANDIMAN: 79 %
- BACA: ø 250 mm
- AĞIRLIK: 210 kg
- BACA KLAPESİ: Dışarıdan Kontrol
- RENK: Füme

OPSİYONEL

Çift Cidar Gövde

Fan Motoru

Siyah Renk



YENİ

HAZNE: TUĞLA

KAPAK: ÖN CAM ASANSÖR + YANA AÇILIR

ARKA CAM YANA AÇILIR

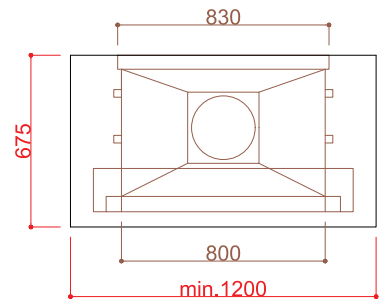

- GÜÇ: 12 - 16 kW
- RANDIMAN: 79 %
- BACA: ø 250 mm
- AĞIRLIK: 255 kg
- BACA KLAPESİ: Dışarıdan Kontrol
- RENK: Füme

OPSİYONEL

Çift Cidar Gövde

Fan Motoru

Siyah Renk



YENİ

HAZNE: TUĞLA

KAPAK: ÖN ve ARKA CAM YANA AÇILIR

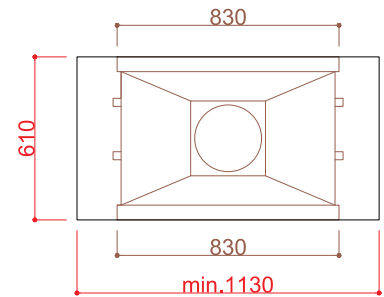
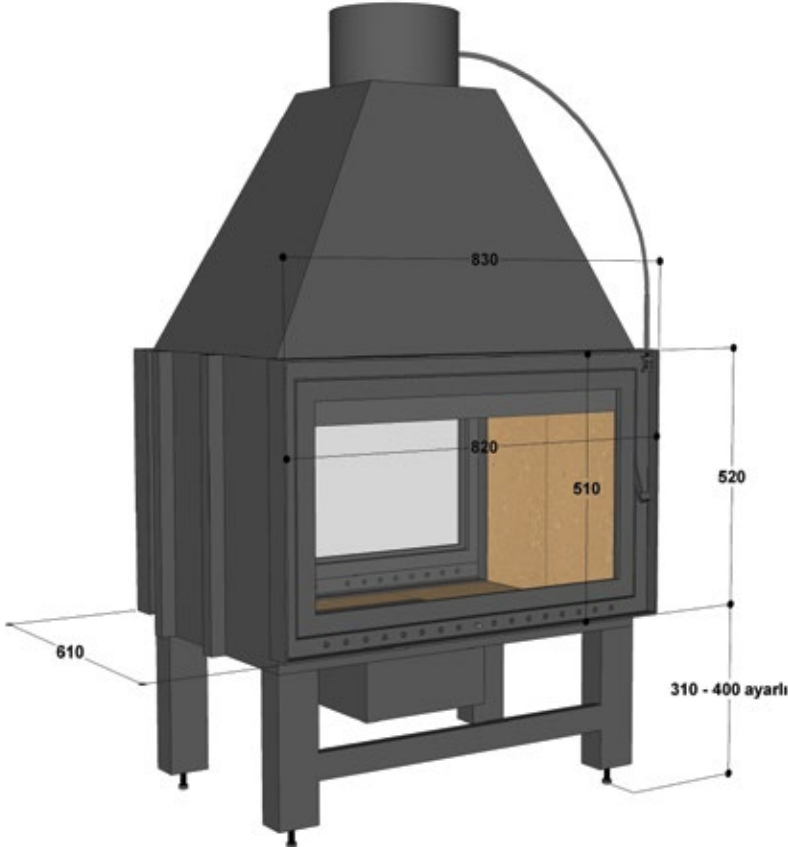
- GÜÇ: 12 - 16 kW
- RANDIMAN: 79 %
- BACA: ø 250 mm
- AĞIRLIK: 195 kg
- BACA KLAPESİ: Dışarıdan Kontrol
- RENK: Füme

OPSİYONEL

Çift Cidar Gövde

Fan Motoru

Siyah Renk



HAZNE: DÖKÜM

KAPAK: ÖN CAM ASANSÖR + YANA AÇILIR

ARKA CAM YANA AÇILIR

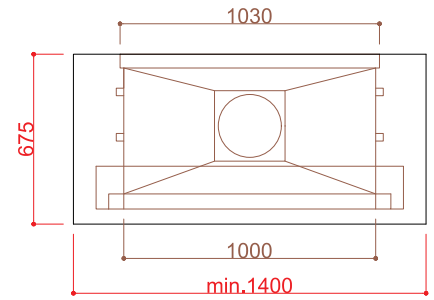

- GÜÇ: 13 - 17 kW
- RANDIMAN: 78 %
- BACA: ø 250 mm
- AĞIRLIK: 335 kg
- BACA KLAPESİ: Dışarıdan Kontrol
- RENK: Füme

OPSİYONEL

Çift Cidar Gövde

Fan Motoru

Siyah Renk



YENİ

HAZNE: TUĞLA

KAPAK: ÖN CAM ASANSÖR + YANA AÇILIR

ARKA CAM YANA AÇILIR

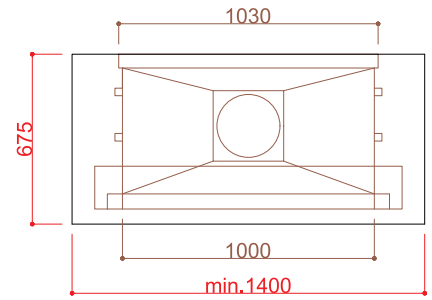
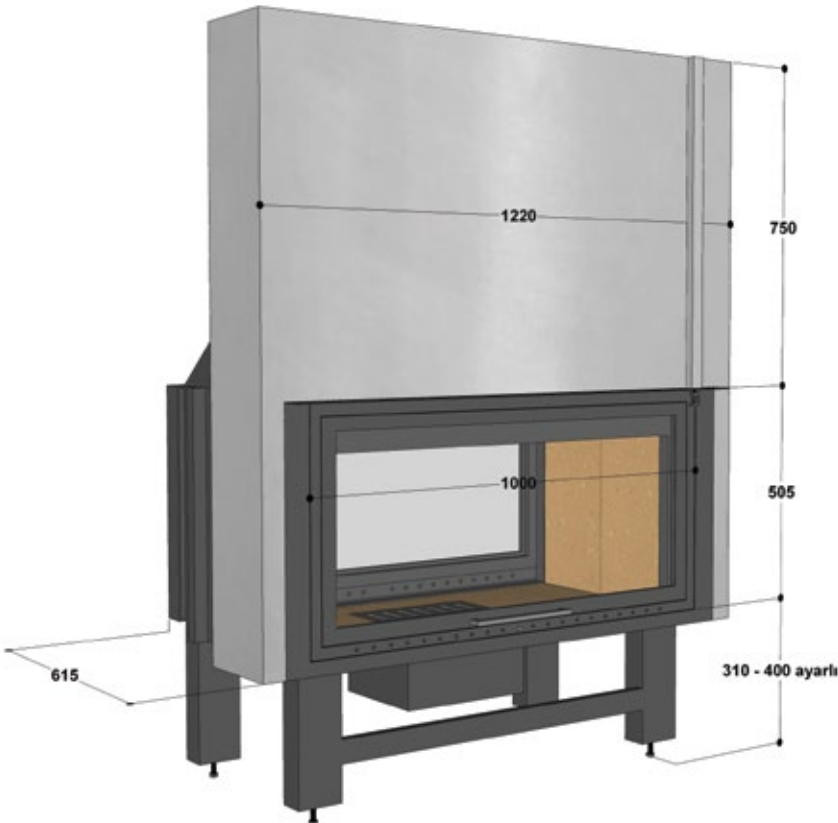
- GÜÇ: 13 - 17 kW
- RANDIMAN: 78 %
- BACA: ø 250 mm
- AĞIRLIK: 320 kg
- BACA KLAPESİ: Dışarıdan Kontrol
- RENK: Füme

OPSİYONEL

Çift Cidar Gövde

Fan Motoru

Siyah Renk

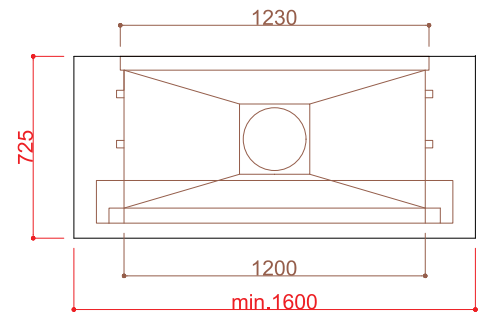



HAZNE: DÖKÜM
KAPAK: ÖN CAM ASANSÖR +
YANA AÇILIR - ARKA CAM YANA AÇILIR

- GÜÇ: 14 - 18 kW
- RANDIMAN: 77 %
- BACA: ø 250 mm
- AĞIRLIK: 357 kg
- BACA KLAPESİ: Dışarıdan Kontrol
- RENK: Füme

OPSİYONEL

Çift Cidar Gövde
Fan Motoru
Siyah Renk



YENİ

HAZNE:TUĞLA

KAPAK: ÖN CAM ASANSÖR +

YANA AÇILIR - ARKA CAM YANA AÇILIR

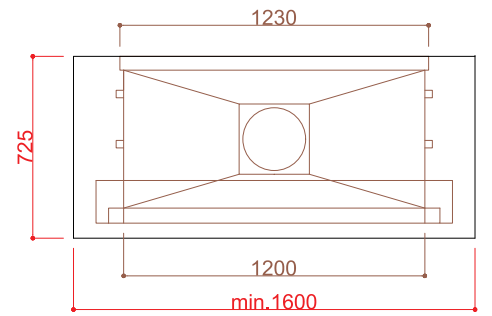
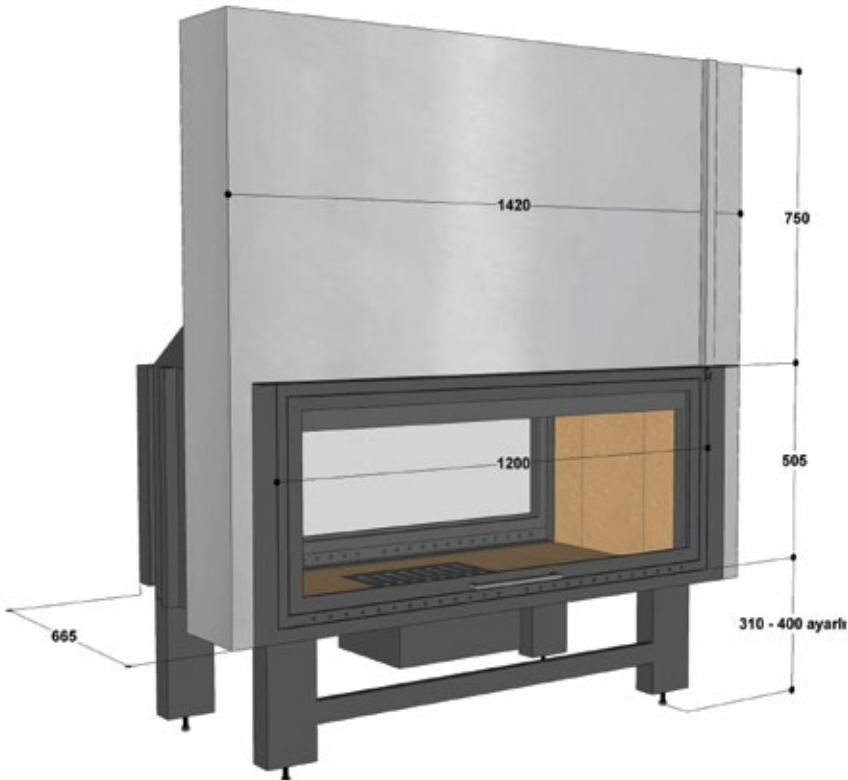
- GÜÇ: 14 - 18 kW
- RANDIMAN: 77 %
- BACA: ø 250 mm
- AĞIRLIK: 340 kg
- BACA KLAPESİ: Dışarıdan Kontrol
- RENK: Füme

OPSİYONEL

Çift Cidar Gövde

Fan Motoru

Siyah Renk

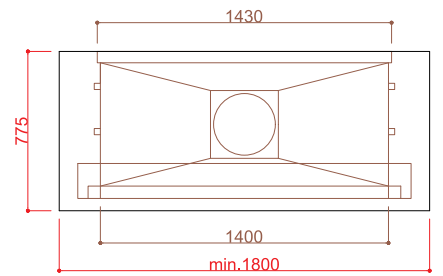


HAZNE: DÖKÜM
KAPAK: ÖN CAM ASANSÖR +
YANA AÇILIR - ARKA CAM YANA AÇILIR

- GÜÇ: 16 - 20 kW
- RANDIMAN: 73 %
- BACA: ø 300 mm
- AĞIRLIK: 420 kg
- BACA KLAPESİ: Dışarıdan Kontrol
- RENK: Füme

OPSİYONEL

Çift Cedar Gövde
Fan Motoru
Siyah Renk



YENİ

HAZNE: TUĞLA

KAPAK: ÖN CAM ASANSÖR +

YANA AÇILIR - ARKA CAM YANA AÇILIR

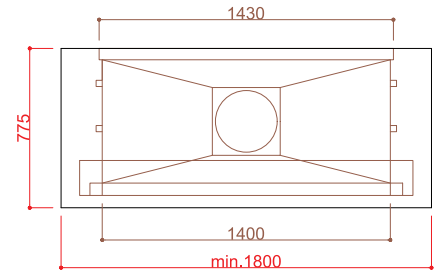
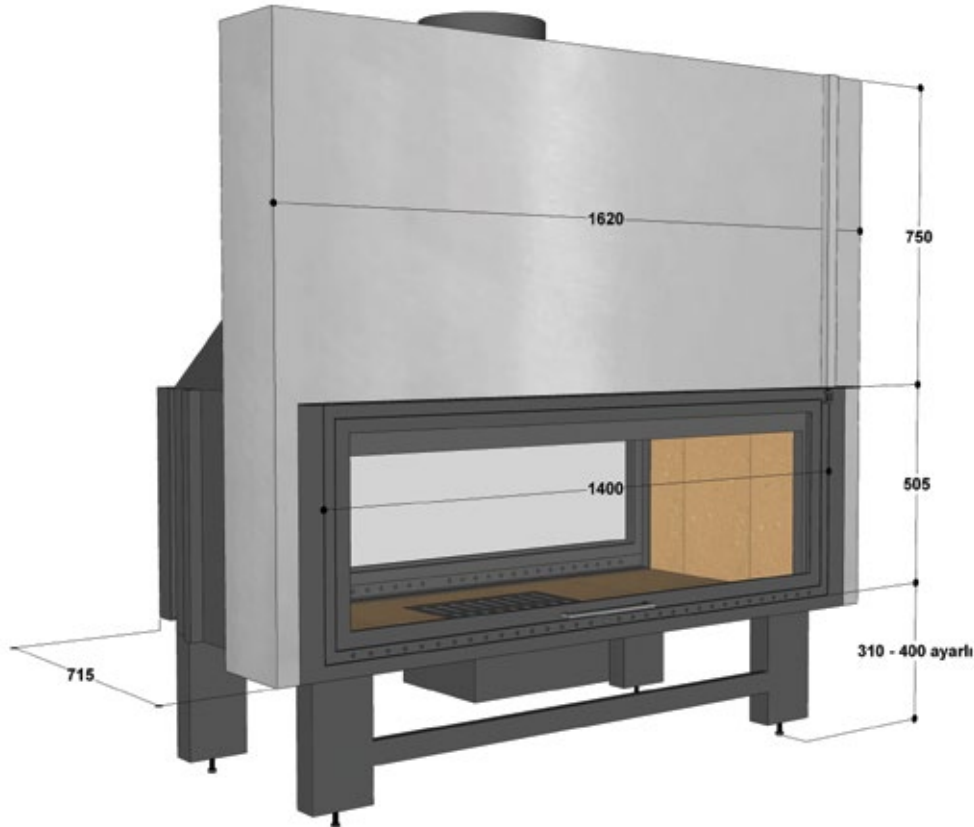
- GÜÇ: 16 - 20 kW
- RANDIMAN: 73 %
- BACA: ø 300 mm
- AĞIRLIK: 395 kg
- BACA KLAPESİ: Dışarıdan Kontrol
- RENK: Füme

OPSİYONEL

Çift Cedar Gövde

Fan Motoru

Siyah Renk




HAZNE: DÖKÜM
KAPAK: ÖN CAM ASANSÖR +
YANA AÇILIR - ARKA CAM YANA AÇILIR

- GÜÇ: 17 - 21 kW
- RANDIMAN: 71.5 %
- BACA: ø 300 mm
- AĞIRLIK: 550 kg
- BACA KLAPESİ: Dışarıdan Kontrol
- RENK: Füme

OPSİYONEL

Çift Cedar Gövde
Fan Motoru
Siyah Renk



HAZNE: TUĞLA

KAPAK: ÖN CAM ASANSÖR +

YANA AÇILIR - ARKA CAM YANA AÇILIR

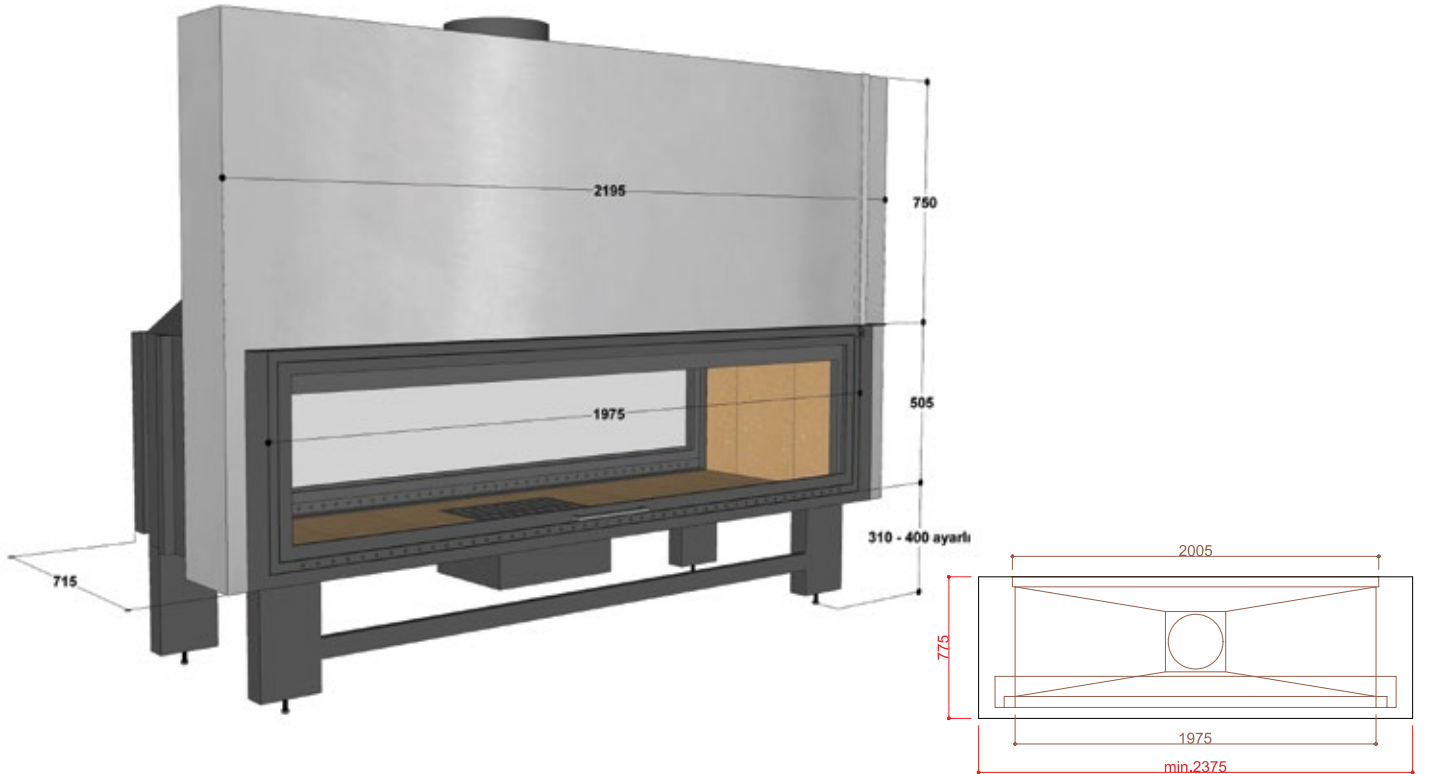
- GÜÇ: 17 - 21 kW
- RANDIMAN: 71.5 %
- BACA: ø 300 mm
- AĞIRLIK: 520 kg
- BACA KLAPESİ: Dışarıdan Kontrol
- RENK: Füme

OPSİYONEL

Çift Cedar Gövde

Fan Motoru

Siyah Renk



HAZNE: DÖKÜM

KAPAK: ASANSÖR + YANA AÇILIR

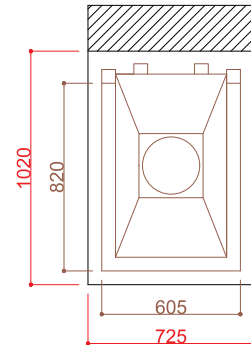
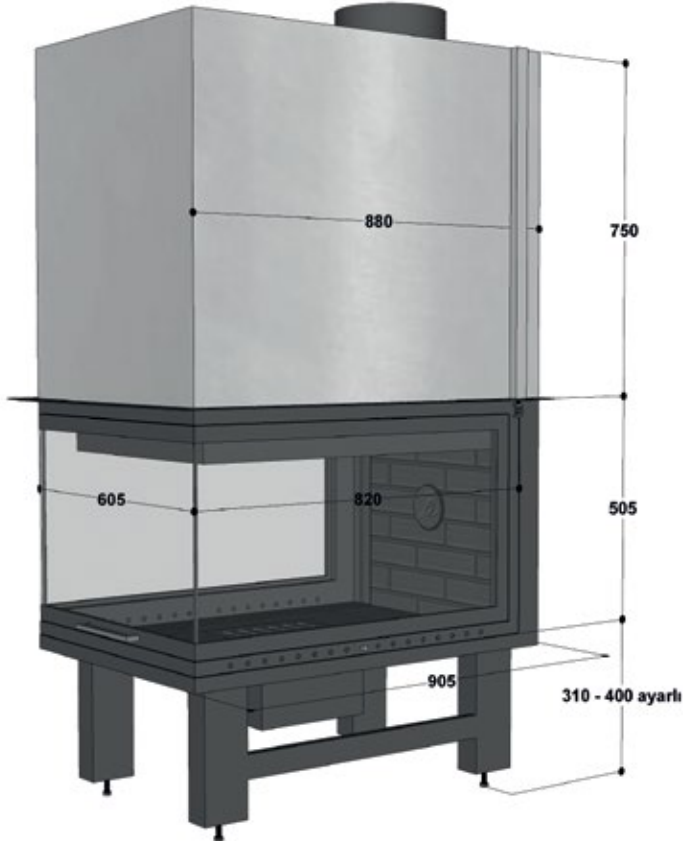
- GÜÇ: 10 - 14 kW
- RANDIMAN: 71.5 %
- BACA: \varnothing 250 mm
- AĞIRLIK: 300 kg
- BACA KLAPESİ: Dışarıdan Kontrol
- RENK: Füme

OPSİYONEL

Çift Cidar Gövde

Fan Motoru

Siyah Renk



HAZNE: TUĞLA

KAPAK: ASANSÖR + YANA AÇILIR

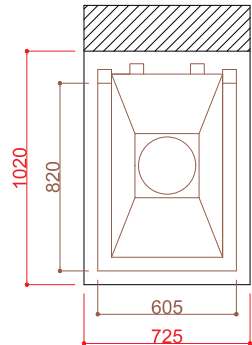
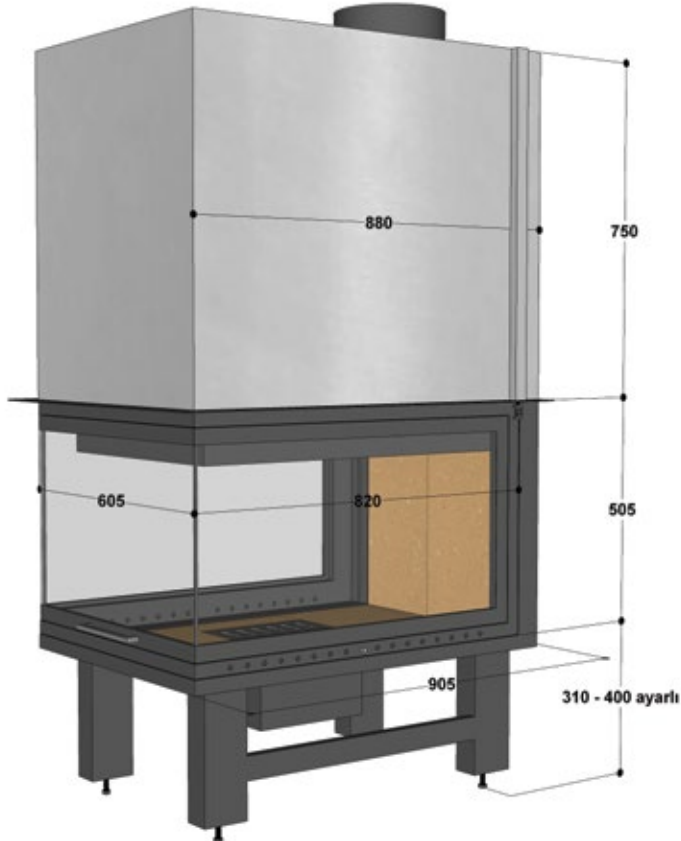
- GÜÇ: 10 - 14 kW
- RANDIMAN: 71.5 %
- BACA: ø 250 mm
- AĞIRLIK: 290 kg
- BACA KLAPESİ: Dışarıdan Kontrol
- RENK: Füme

OPSİYONEL

Çift Cidar Gövde

Fan Motoru

Siyah Renk



HAZNE: DÖKÜM

KAPAK: ÖN CAM ASANSÖR + YANA AÇILIR

ARKA CAM YANA AÇILIR, YAN CAM SABİT

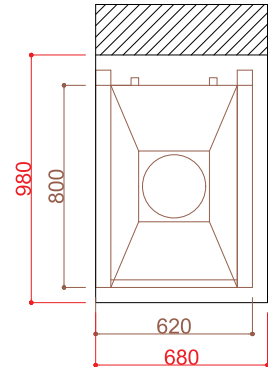
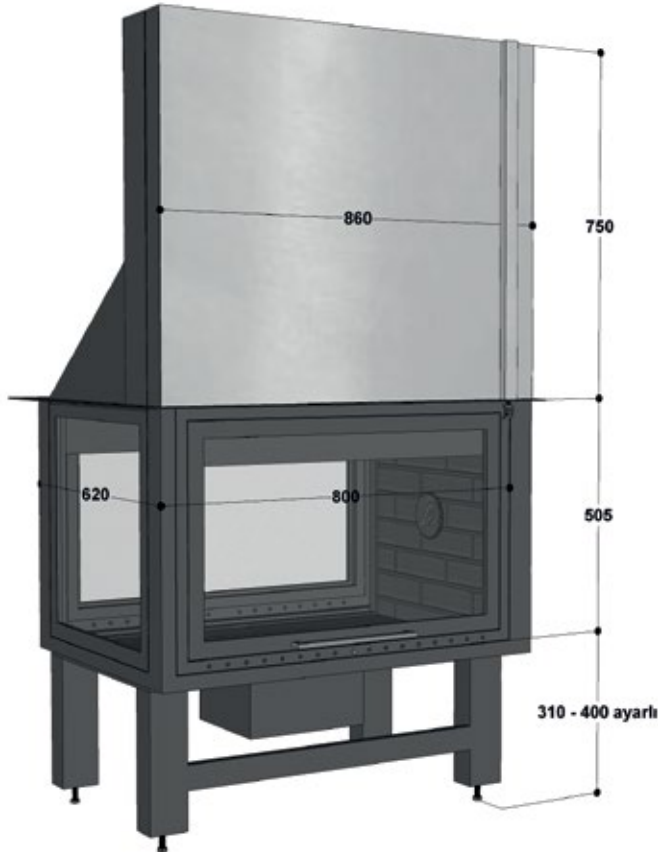
- GÜÇ: 12 - 16 kW
- RANDIMAN: 78 %
- BACA: ø 250 mm
- AĞIRLIK: 260 kg
- BACA KLAPESİ: Dışarıdan Kontrol
- RENK: Füme

OPSİYONEL

Çift Cidar Gövde

Fan Motoru

Siyah Renk



YENİ

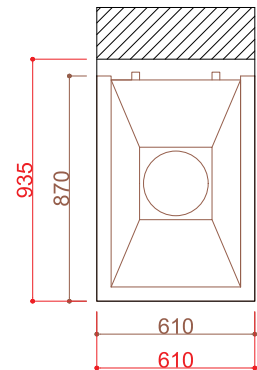
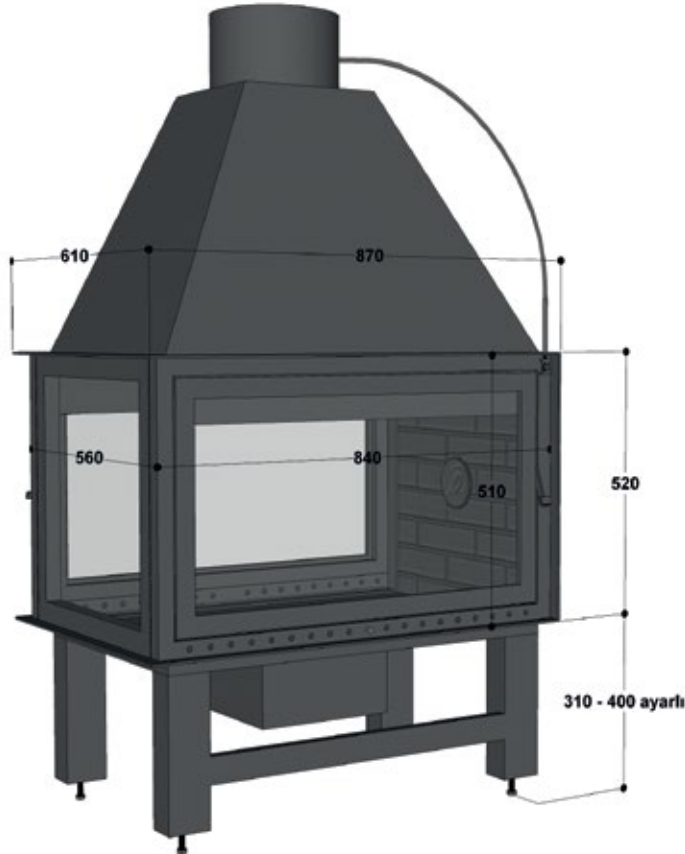
HAZNE: DÖKÜM

KAPAK: ÖN ve ARKA CAM YANA AÇILIR
YAN CAM SABİT

- GÜÇ: 12 - 16 kW
- RANDIMAN: 78 %
- BACA: ø 250 mm
- AĞIRLIK: 210 kg
- BACA KLAPESİ: Dışarıdan Kontrol
- RENK: Füme

OPSİYONEL

Çift Cidar Gövde
Fan Motoru
Siyah Renk



YENİ

HAZNE: TUĞLA

KAPAK: ÖN CAM ASANSÖR + YANA AÇILIR

ARKA CAM YANA AÇILIR, YAN CAM SABİT

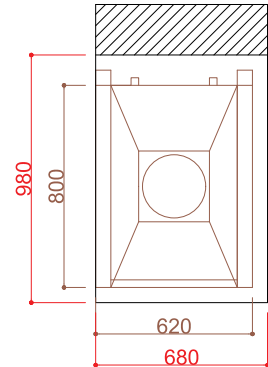
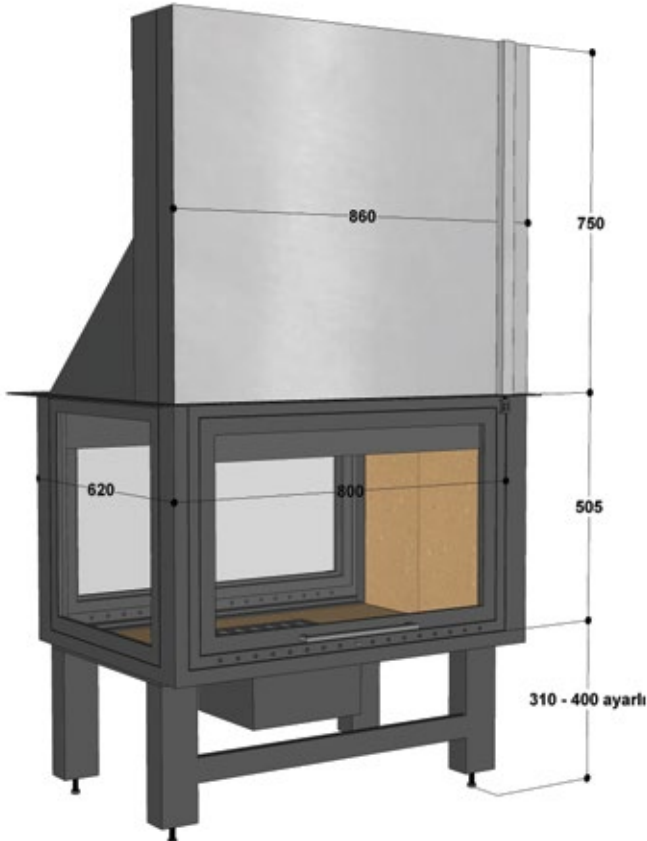
- GÜÇ: 12 - 16 kW
- RANDIMAN: 78 %
- BACA: ø 250 mm
- AĞIRLIK: 250 kg
- BACA KLAPESİ: Dışarıdan Kontrol
- RENK: Füme

OPSİYONEL

Çift Cidar Gövde

Fan Motoru

Siyah Renk



YENİ

HAZNE: TUĞLA

KAPAK: ÖN ve ARKA CAM YANA AÇILIR

YAN CAM SABİT

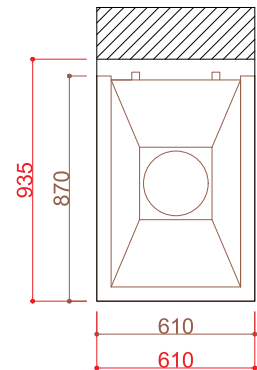
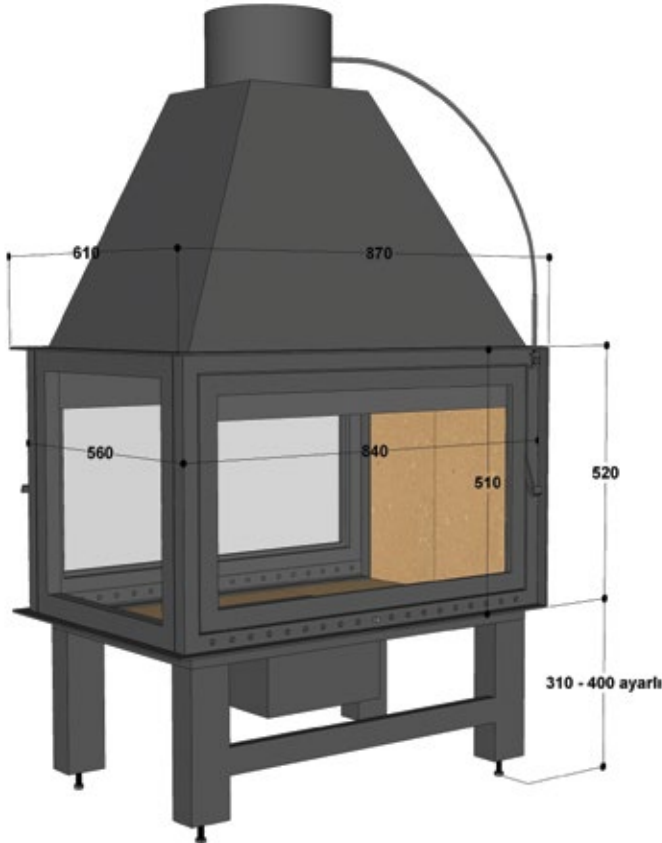
- GÜÇ: 12 - 16 kW
- RANDIMAN: 78 %
- BACA: ø 250 mm
- AĞIRLIK: 200 kg
- BACA KLAPESİ: Dışarıdan Kontrol
- RENK: Füme

OPSİYONEL

Çift Cedar Gövde

Fan Motoru

Siyah Renk



HAZNE: DÖKÜM

KAPAK: ÖN CAM ASANSÖR + YANA AÇILIR

ARKA CAM YANA AÇILIR, YAN CAM SABİT

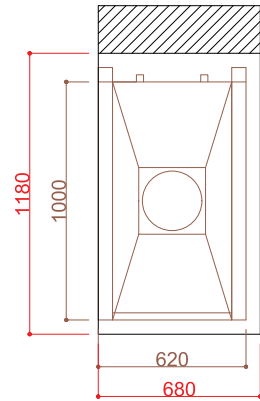
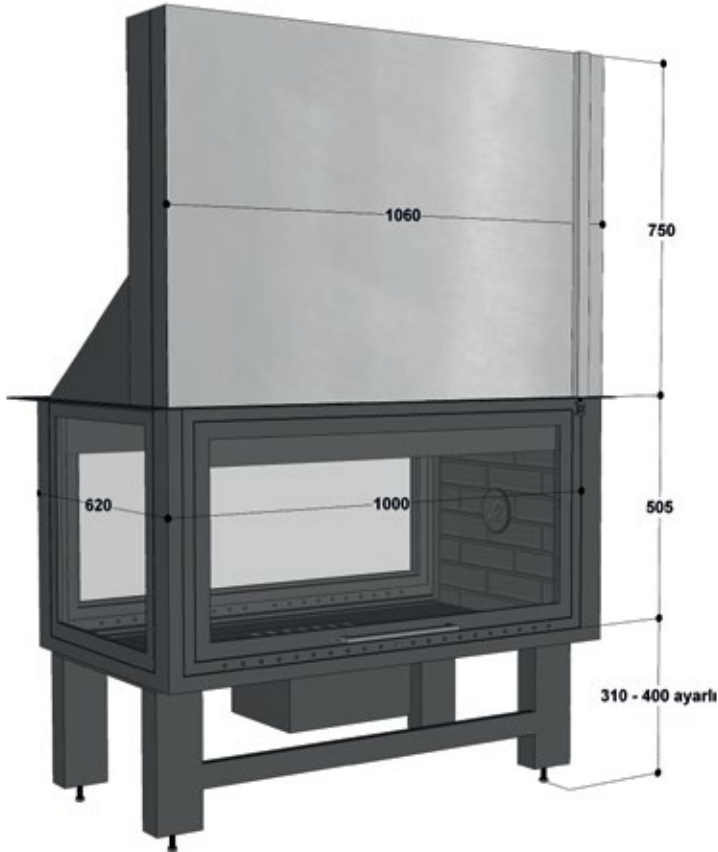
- GÜÇ: 13 - 17 kW
- RANDIMAN: 77 %
- BACA: ø 250 mm
- AĞIRLIK: 280 kg
- BACA KLAPESİ: Dışarıdan Kontrol
- RENK: Füme

OPSİYONEL

Çift Cedar Gövde

Fan Motoru

Siyah Renk



YENİ

HAZNE: TUĞLA

KAPAK: ÖN CAM ASANSÖR + YANA AÇILIR

ARKA CAM YANA AÇILIR, YAN CAM SABİT

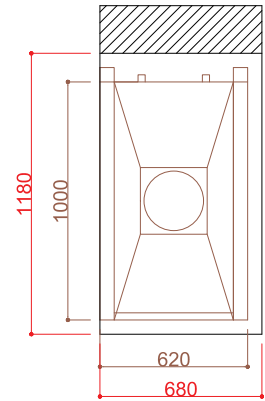
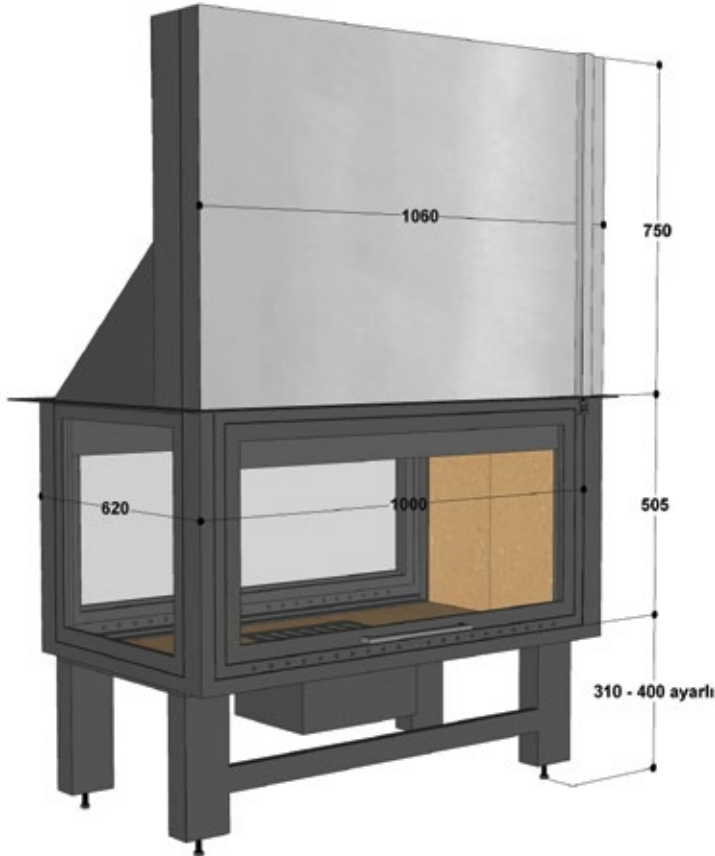
- GÜÇ: 13 - 17 kW
- RANDIMAN: 77 %
- BACA: ø 250 mm
- AĞIRLIK: 265 kg
- BACA KLAPESİ: Dışarıdan Kontrol
- RENK: Füme

OPSİYONEL

Çift Cedar Gövde

Fan Motoru

Siyah Renk



HDKU 125

ÜÇ TARAFLI HAZNELER- DİREKLI

HAZNE: DÖKÜM

KAPAK: ÖN CAM ASANSÖR + YANA AÇILIR

ARKA CAM YANA AÇILIR, YAN CAM SABİT

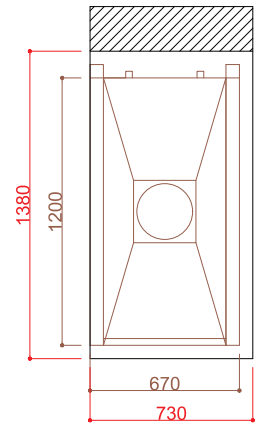
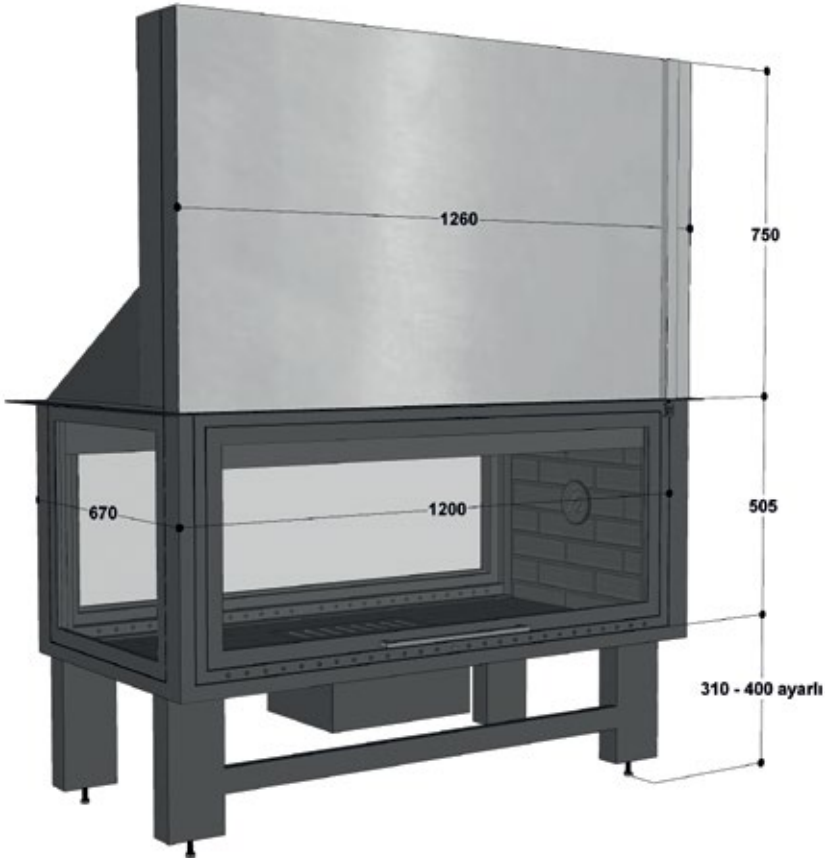
- GÜÇ: 14 - 18 kW
- RANDIMAN: 76 %
- BACA: ø 300 mm
- AĞIRLIK: 305 kg
- BACA KLAPESİ: Dışarıdan Kontrol
- RENK: Füme

OPSİYONEL

Çift Cedar Gövde

Fan Motoru

Siyah Renk



YENİ

HAZNE: TUĞLA

KAPAK: ÖN CAM ASANSÖR + YANA AÇILIR

ARKA CAM YANA AÇILIR, YAN CAM SABİT

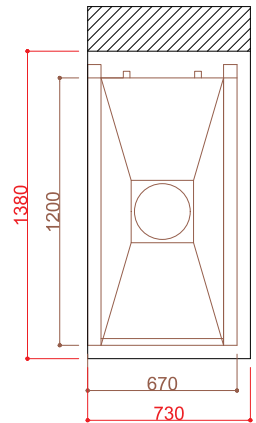
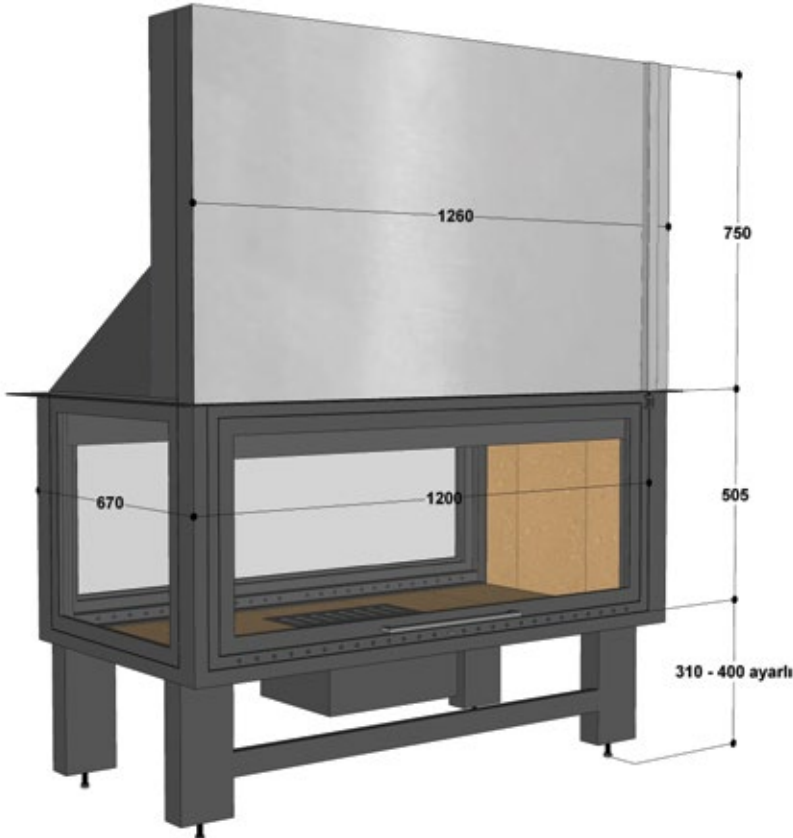
- GÜÇ: 14 - 18 kW
- RANDIMAN: 76 %
- BACA: ø 300 mm
- AĞIRLIK: 290 kg
- BACA KLAPESİ: Dışarıdan Kontrol
- RENK: Füme

OPSİYONEL

Çift Cedar Gövde

Fan Motoru

Siyah Renk



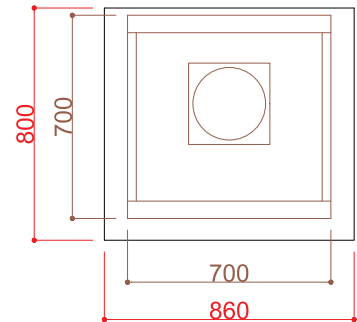
YENİ

HAZNE: DÖKÜM
KAPAK: ÖN CAM ASANSÖR + YANA AÇILIR
ARKA CAMLAR YANA AÇILIR
YAN CAMLAR SABİT

- GÜÇ: 12.5 - 16.5 kW
- RANDIMAN: 72 %
- BACA: ø 250 mm
- AĞIRLIK: 230 kg
- BACA KLAPESİ: Dışarıdan Kontrol
- RENK: Füme

OPSİYONEL

Çift Cidar Gövde
Fan Motoru
Siyah Renk



YENİ

HAZNE: DÖKÜM

KAPAK: ÖN ve ARKA CAM YANA AÇILIR

YAN CAMLAR SABİT

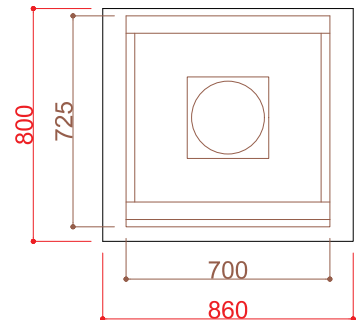
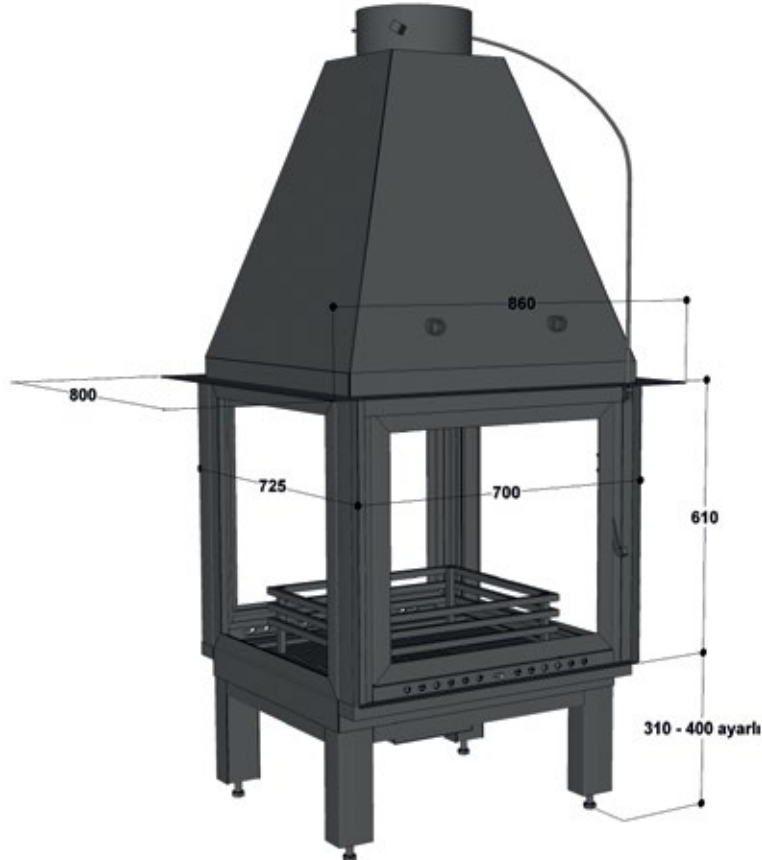
- GÜÇ: 12.5 - 16.5 kW
- RANDIMAN: 72 %
- BACA: ø 250 mm
- AĞIRLIK: 170 kg
- BACA KLAPESİ: Dışarıdan Kontrol
- RENK: Füme

OPSİYONEL

Çift Cidar Gövde

Fan Motoru

Siyah Renk



YENİ

HAZNE: DÖKÜM

KAPAK: ÖN CAM ASANSÖR + YANA AÇILIR

ARKA CAMLAR YANA AÇILIR

YAN CAMLAR SABİT

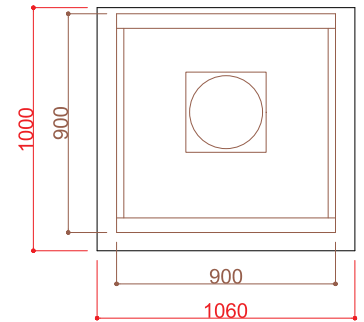
- GÜÇ: 14.5 - 18.5 kW
- RANDIMAN: 72.5 %
- BACA: ø 300 mm
- AĞIRLIK: 320 kg
- BACA KLAPESİ: Dışarıdan Kontrol
- RENK: Füme

OPSİYONEL

Çift Cidar Gövde

Fan Motoru

Siyah Renk



YENİ

HAZNE: DÖKÜM

KAPAK: ÖN ve ARKA CAM YANA AÇILIR

YAN CAMLAR SABİT

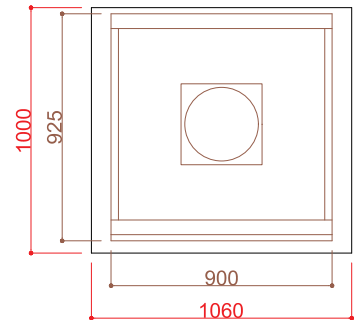
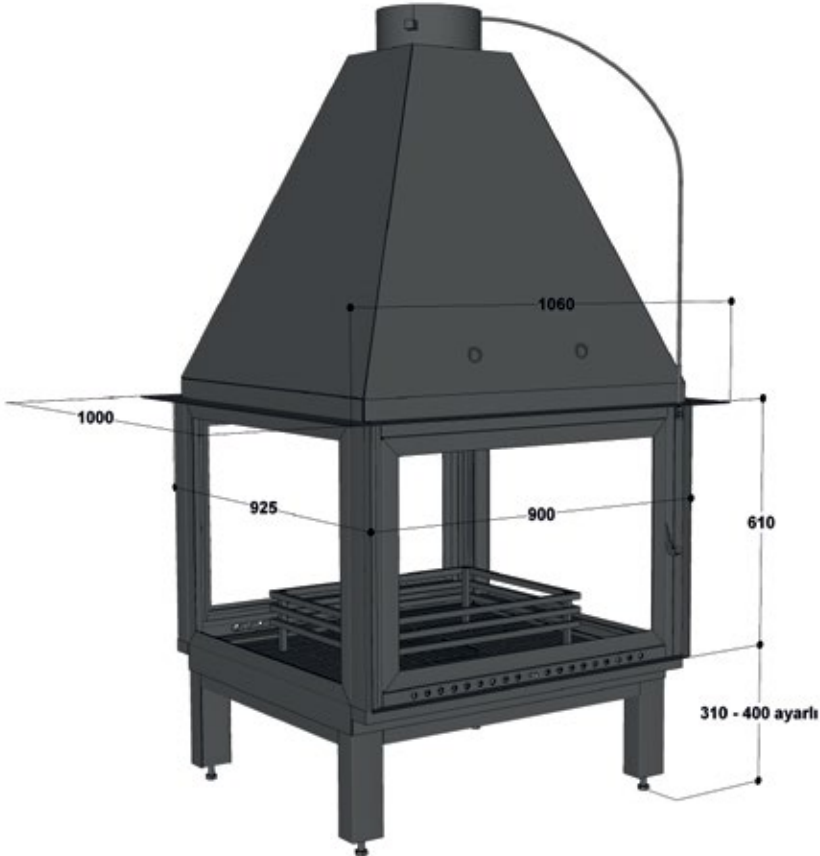
- GÜÇ: 14.5 - 18.5 kW
- RANDIMAN: 72.5 %
- BACA: ø 300 mm
- AĞIRLIK: 260 kg
- BACA KLAPESİ: Dışarıdan Kontrol
- RENK: Füme

OPSİYONEL

Çift Cedar Gövde

Fan Motoru

Siyah Renk



YENİ

HAZNE: TUĞLA

KAPAK: ASANSÖR + YANA AÇILIR

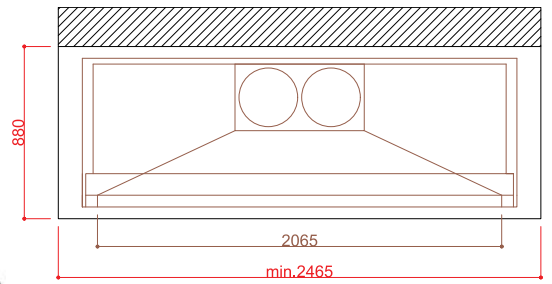
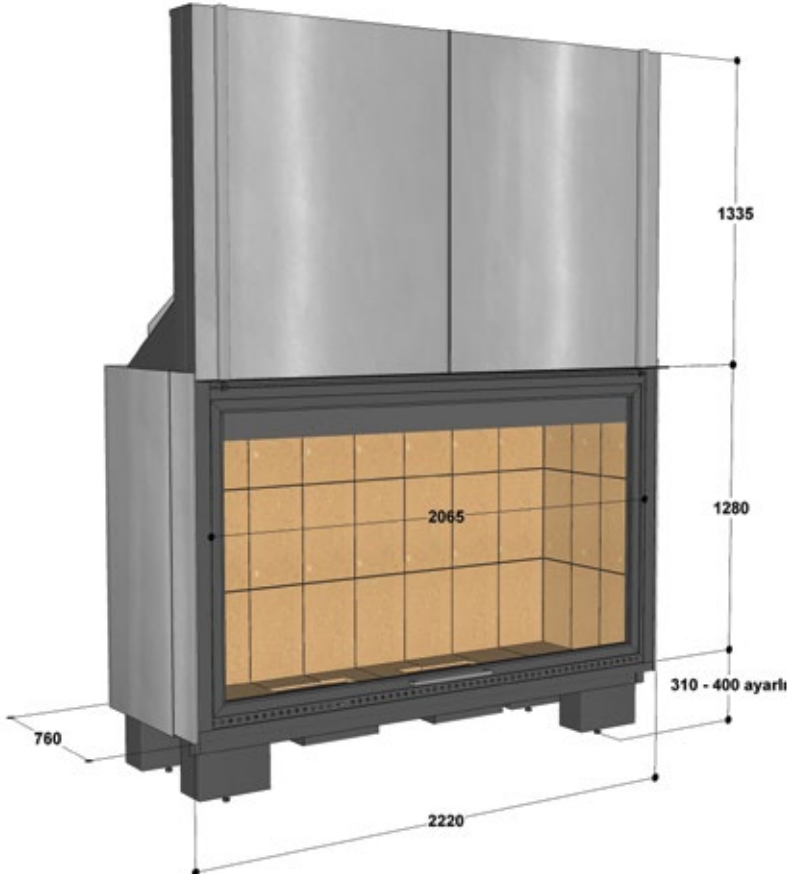
- GÜÇ: 22 - 30 kW
- RANDIMAN: 78 %
- BACA: \varnothing 2 x 300 mm
- AĞIRLIK: 950 kg
- BACA KLAPESİ: Dışarıdan Kontrol
- RENK: Füme

OPSİYONEL

Çift Cidar Gövde

Fan Motoru

Siyah Renk



YENİ

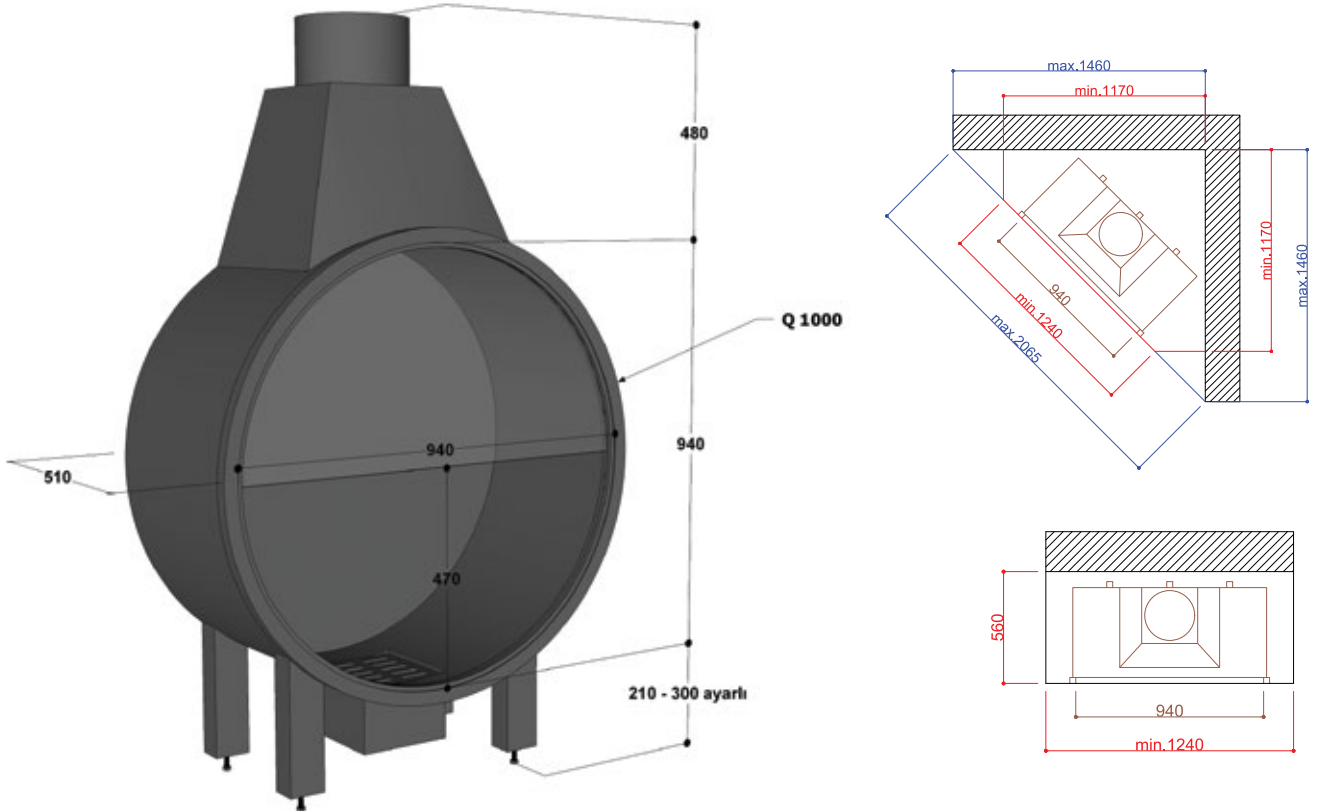
HAZNE: ÇELİK 6 mm

KAPAK: YARIM CAMLI AÇIK HAZNE

- BACA: \varnothing 250 mm
- AĞIRLIK: 195 kg
- BACA KLAPESİ: İçeriden Kontrol
- RENK: Füme

OPSİYONEL

Siyah Renk



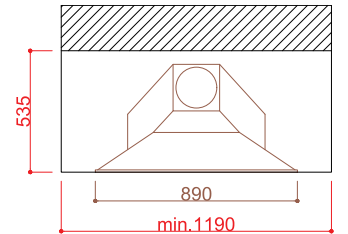
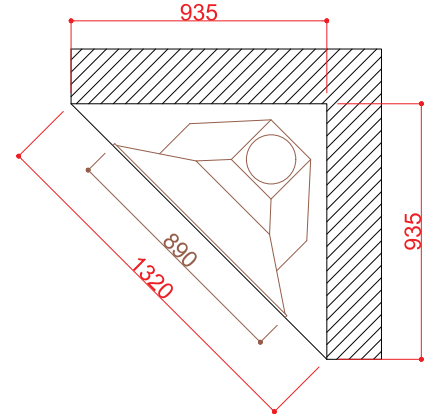
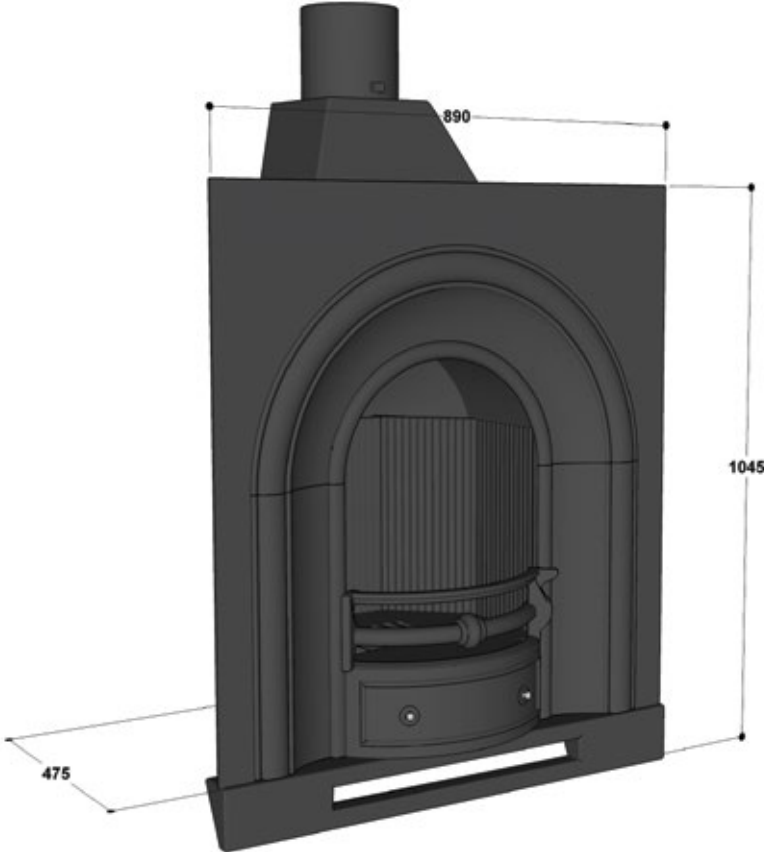
HK 70

AÇIK HAZNE - KLASİK

HAZNE: DÖKÜM
AÇIK HAZNE

- BACA: \varnothing 200 mm
- AĞIRLIK: 170 kg
- BACA KLAPESİ: İçeriden Kontrol
- RENK: Füme

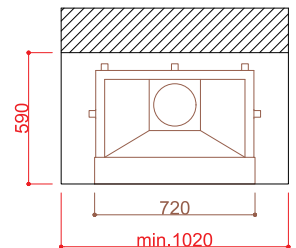
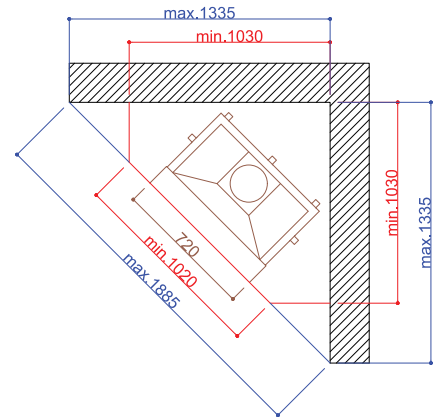
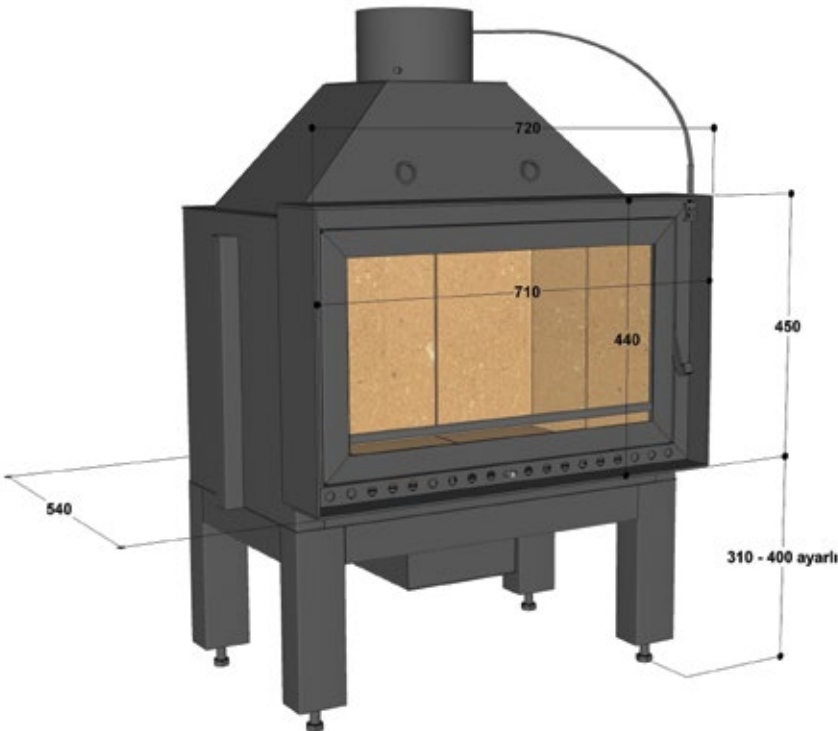
OPSİYONEL
Siyah Renk



HAZNE: TUĞLA
KAPAK: YANA AÇILIR

- GÜÇ: 8 - 12 kW
- RANDIMAN: 80 %
- BACA: ø 200 mm
- AĞIRLIK: 142 kg
- BACA KLAPESİ: Dışarıdan Kontrol
- RENK: Füme

OPSİYONEL
Siyah Renk




HBR 30Y

ETANOL BRÜLÖRLERİ

YENİ

YUVARLAK BRÜLÖR KAPAK: SEYYAR KAPAKLI


- 5 mm Paslanmaz Tabla
- Çift Cidar Çelik Gövde
- YAKIT KAPASİTESİ: 6 LT
- YANIŞ SÜRESİ: 6.5 Saat
- AĞIRLIK: 10,5 kg



HBR 40

DÜZ BRÜLÖR KAPAK: SÜRGÜ KAPAKLI

- 3 mm Paslanmaz Tabla
- Çift Cidar Çelik Gövde
- YAKIT KAPASİTESİ: 2.5 LT
- YANIŞ SÜRESİ: 4-8 Saat
- AĞIRLIK: 11,5 kg



DÜZ BRÜLÖR

KAPAK: SÜRGÜ KAPAKLI


- 5 mm Paslanmaz Tabla,
- Çift Cidar Çelik Gövde
- YAKIT KAPASİTESİ: 4 LT
- YANIŞ SÜRESİ: 4.5 - 8.5 Saat
- AĞIRLIK: 22 kg



DÜZ BRÜLÖR

KAPAK: SÜRGÜ KAPAKLI

- 5 mm Paslanmaz Tabla
- Çift Cidar Çelik Gövde
- YAKIT KAPASİTESİ: 6.5 LT
- YANIŞ SÜRESİ: 5 - 9 Saat
- AĞIRLIK: 32 kg



HBR 140

ETANOL BRÜLÖRLERİ

DÜZ BRÜLÖR

KAPAK: SÜRGÜ KAPAKLI

- 5 mm Paslanmaz Tabla
- Çift Cidar Çelik Gövde
- YAKIT KAPASİTESİ: 4+4 = 8 LT
- YANIŞ SÜRESİ: 4.5 - 8.5 Saat
- AĞIRLIK: 44 kg





HBR 200

DÜZ BRÜLÖR

KAPAK: SÜRGÜ KAPAKLI

- 5 mm Paslanmaz Tabla
- Çift Cidar Çelik Gövde
- YAKIT KAPASİTESİ: 6.5+6.5= 13 LT
- YANIŞ SÜRESİ: 5 - 9 Saat
- AĞIRLIK: 64 kg

YENİ





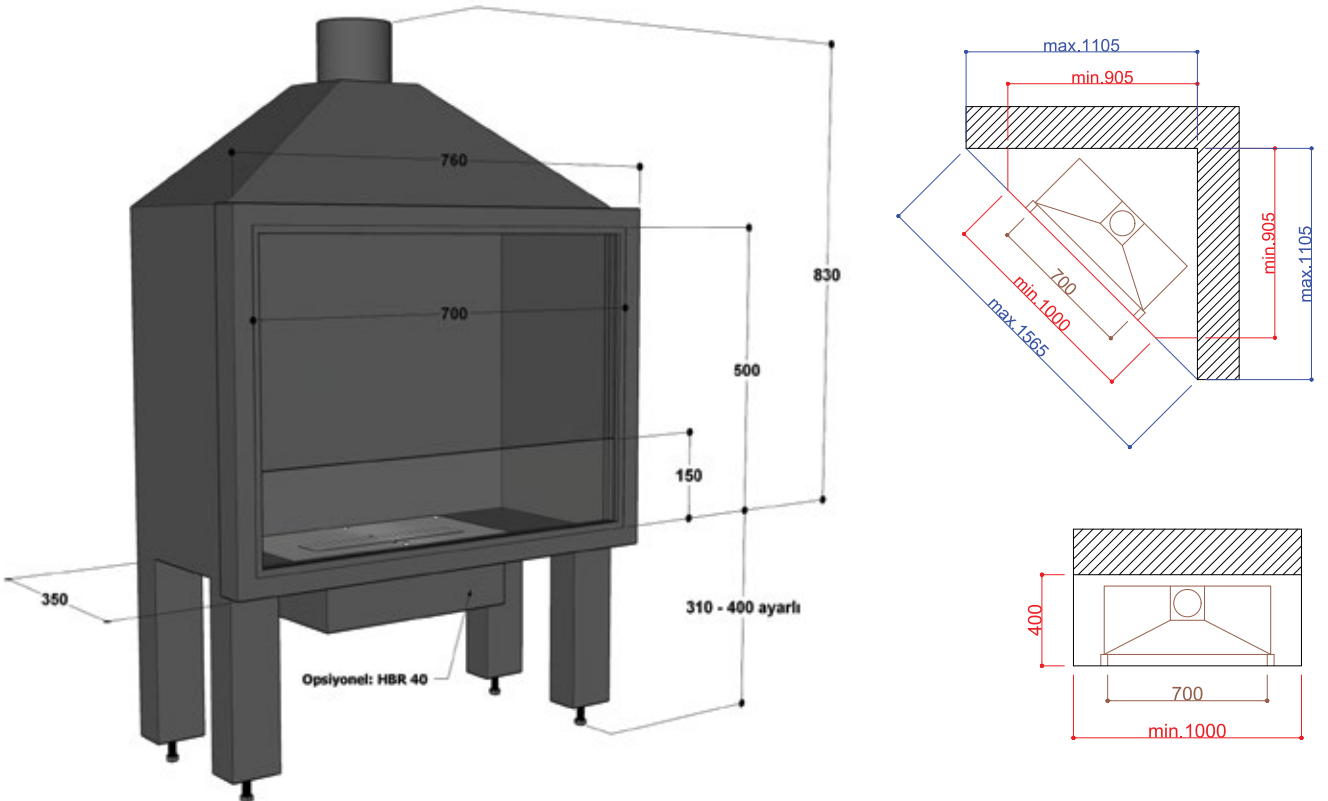
YENİ

**HAZNE: ÇELİK
CAM SİPERLİ**

- GÖVDE: Tek Cidar
- BACA: \varnothing 120 mm
- AĞIRLIK: 60 kg
- RENK: Füme

OPSİYONEL

Siyah Renk

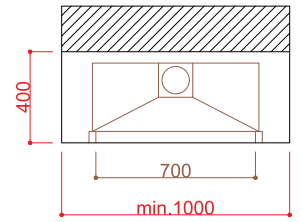
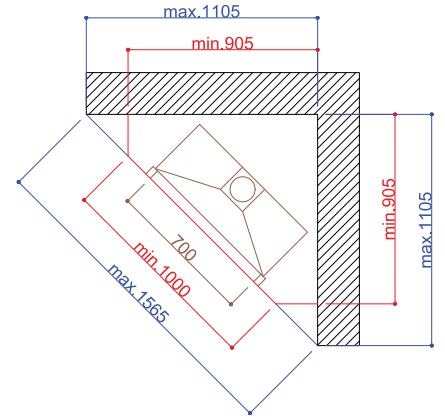
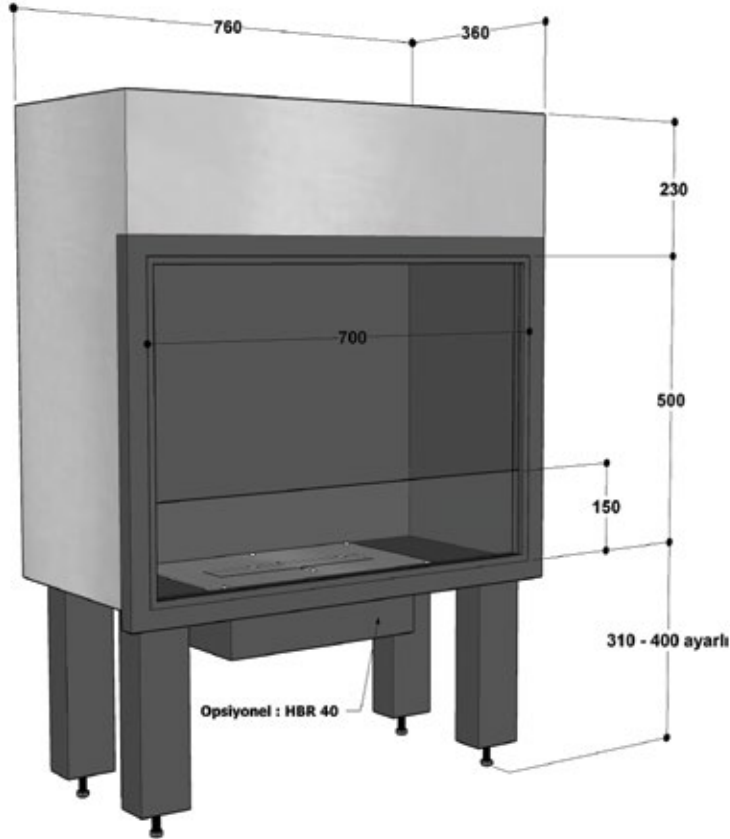


YENİ

HAZNE: ÇELİK
CAM SİPERLİ

- GÖVDE: Çift Cidar İzolasyonlu
- AĞIRLIK: 70 kg
- RENK: Füme

OPSİYONEL
Siyah Renk

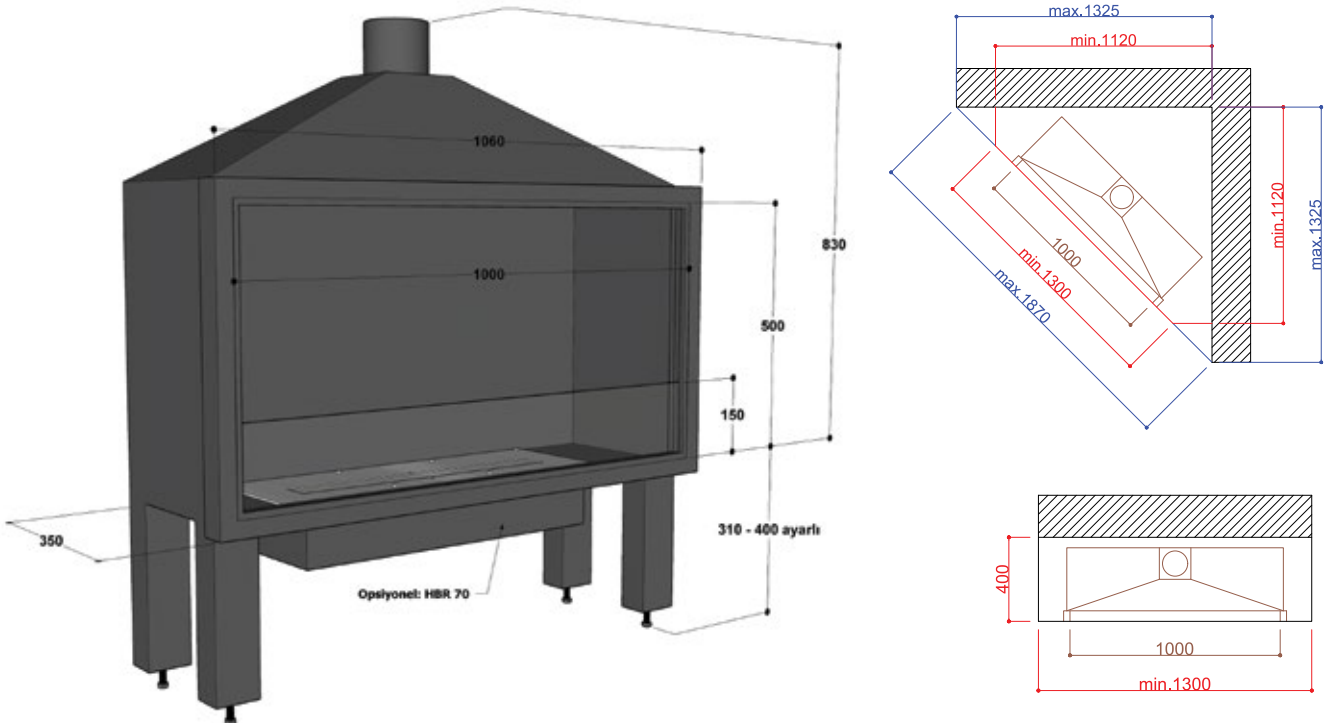


YENİ

HAZNE: ÇELİK
CAM SİPERLİ

- GÖVDE: Tek Cidar
- BACA: \varnothing 120 mm
- AĞIRLIK: 85 kg
- RENK: Füme

OPSİYONEL
Siyah Renk



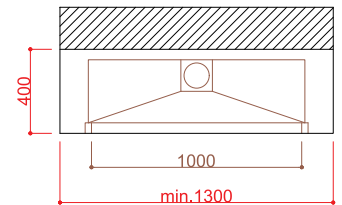
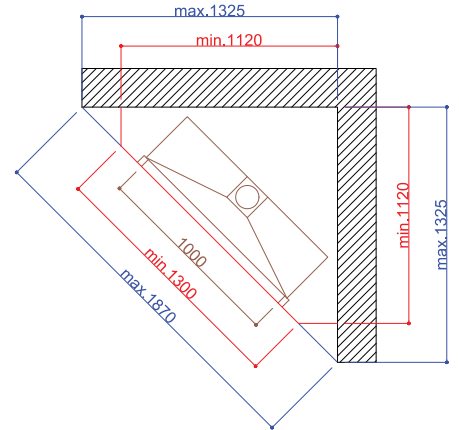
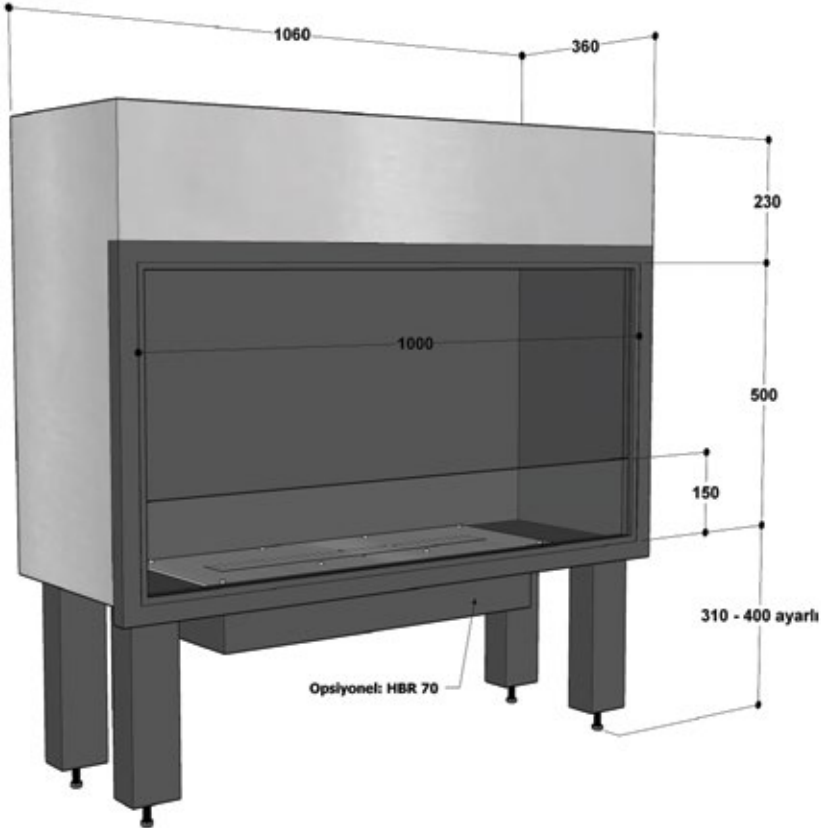
YENİ

HAZNE: ÇELİK
CAM SİPERLİ

- GÖVDE: Çift Cidar İzolasyonlu
- AĞIRLIK: 100 kg
- RENK: Füme

OPSİYONEL

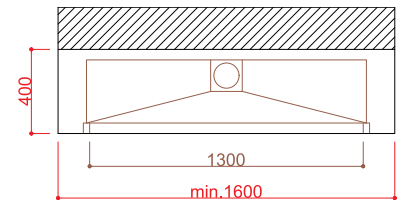
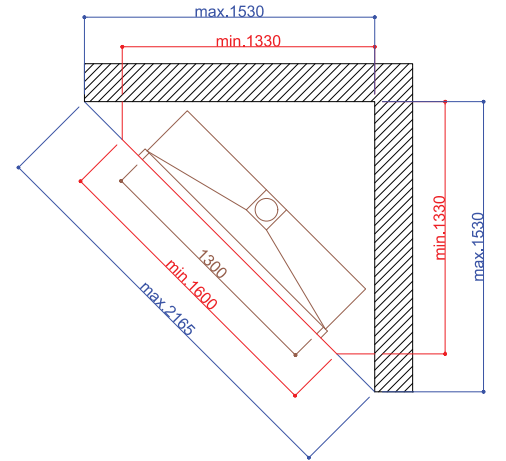
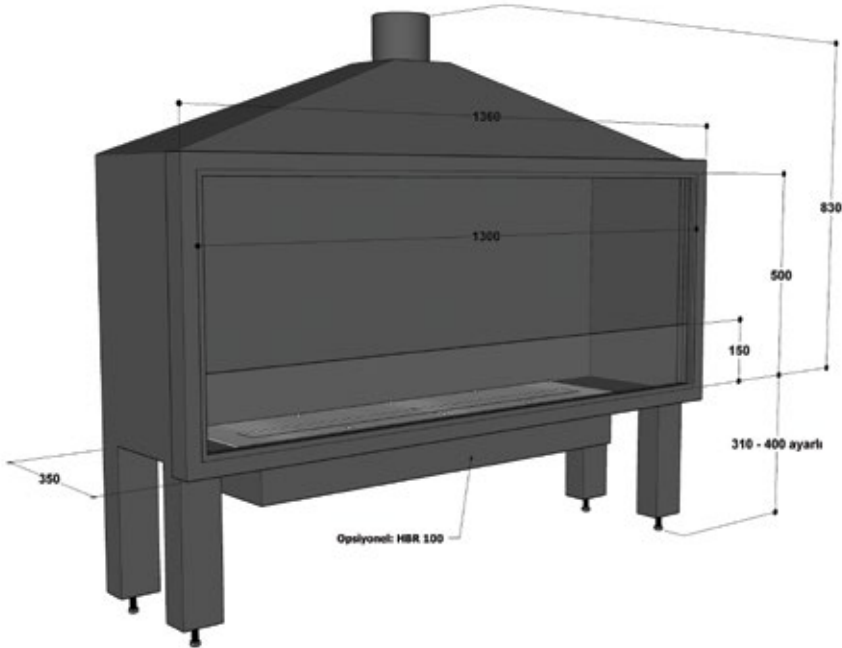
Siyah Renk



YENİ

HAZNE: ÇELİK
CAM SİPERLİ

- GÖVDE: Tek Cidar
- BACA: \varnothing 140 mm
- AĞIRLIK: 110 kg
- RENK: Füme

OPSİYONEL
Siyah Renk

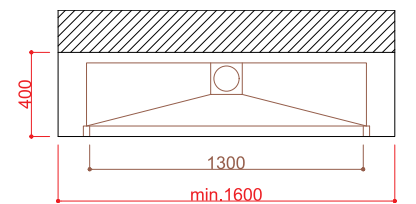
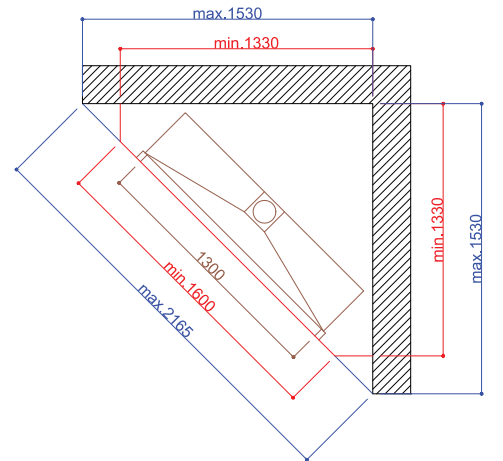
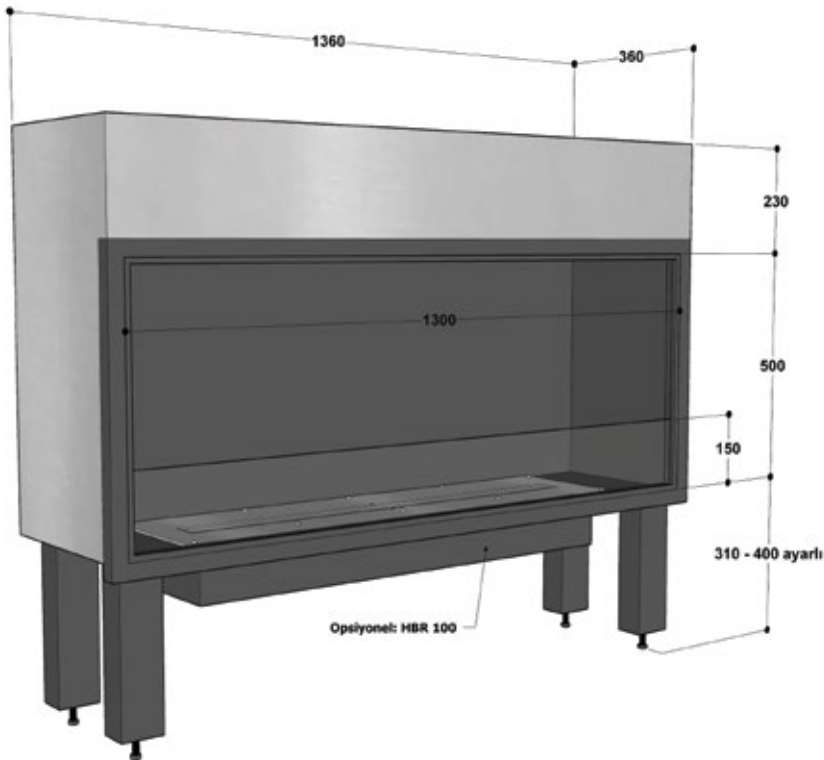
YENİ

HAZNE: ÇELİK
CAM SİPERLİ

- GÖVDE: Çift Cidar İzolasyonlu
- AĞIRLIK: 130 kg
- RENK: Füme

OPSİYONEL

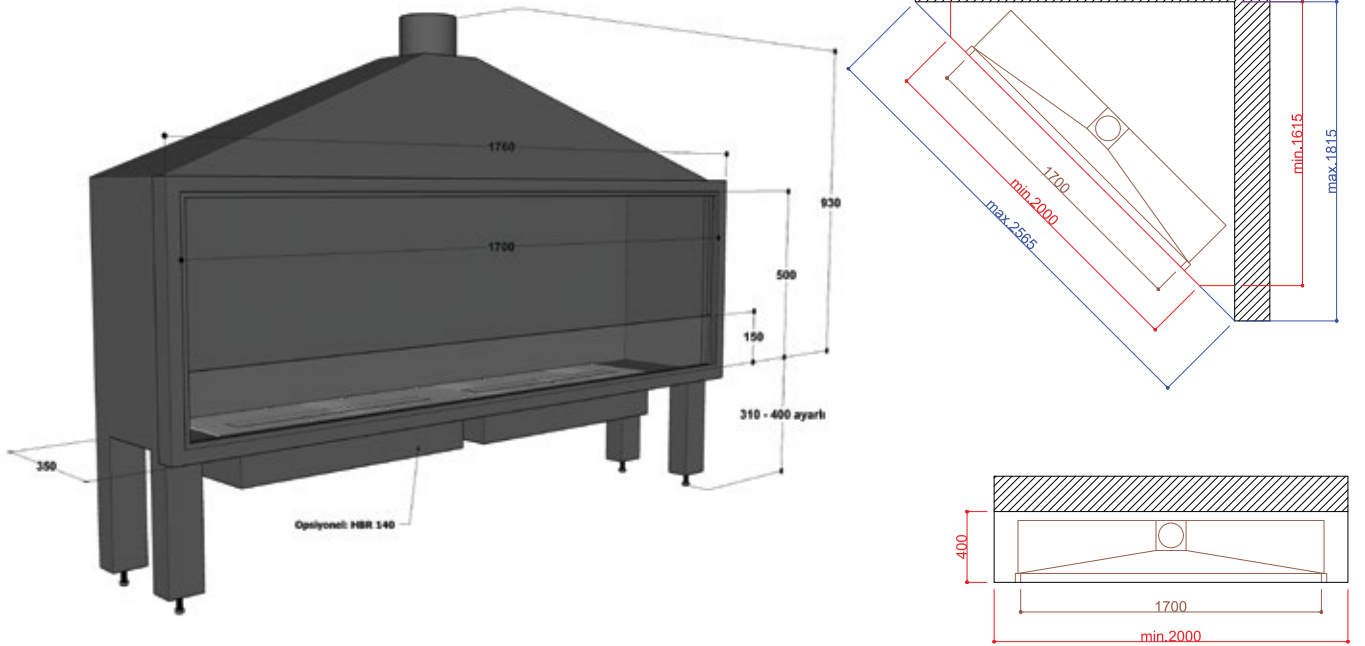
Siyah Renk



YENİ

HAZNE: ÇELİK
CAM SİPERLİ

- GÖVDE: Tek Cidar
- BACA: \varnothing 180 mm
- AĞIRLIK: 145 kg
- RENK: Füme

OPSİYONEL
Siyah Renk

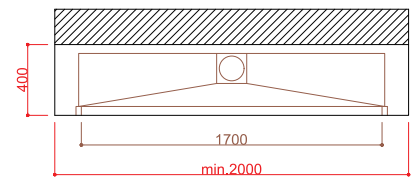
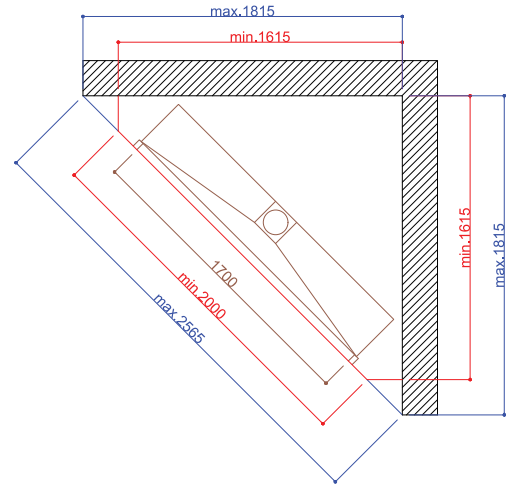
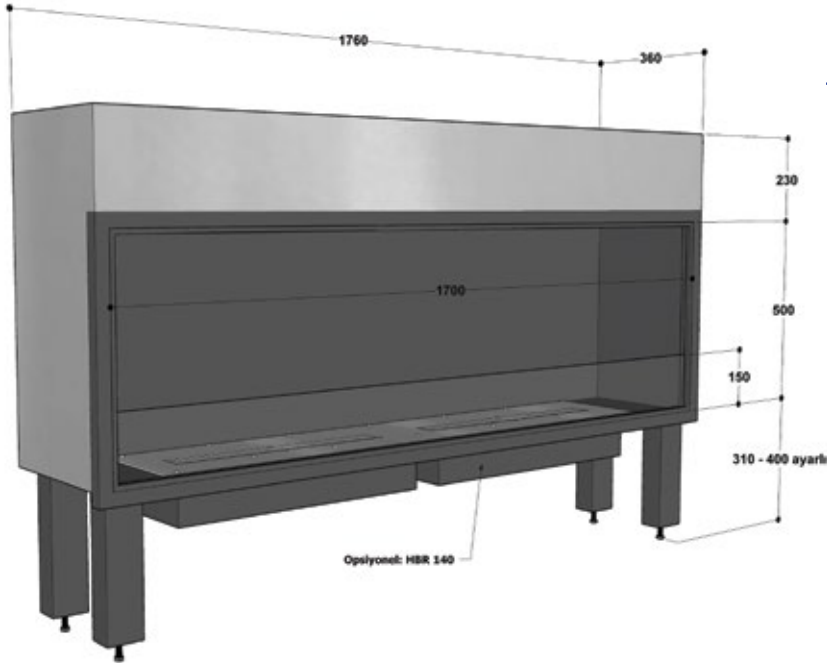
YENİ

HAZNE: ÇELİK
CAM SİPERLİ

- GÖVDE: Çift Cidar İzolasyonlu
- AĞIRLIK: 170 kg
- RENK: Füme

OPSİYONEL

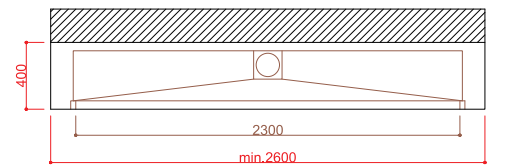
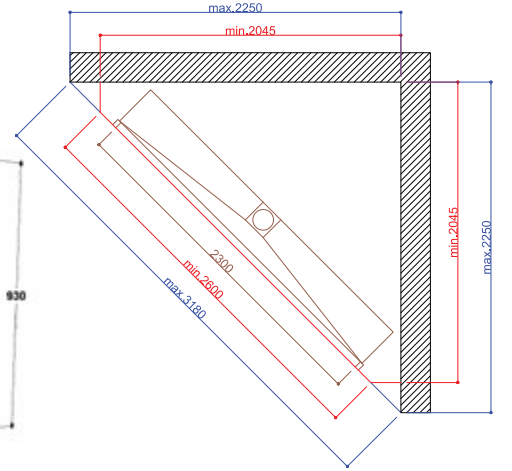
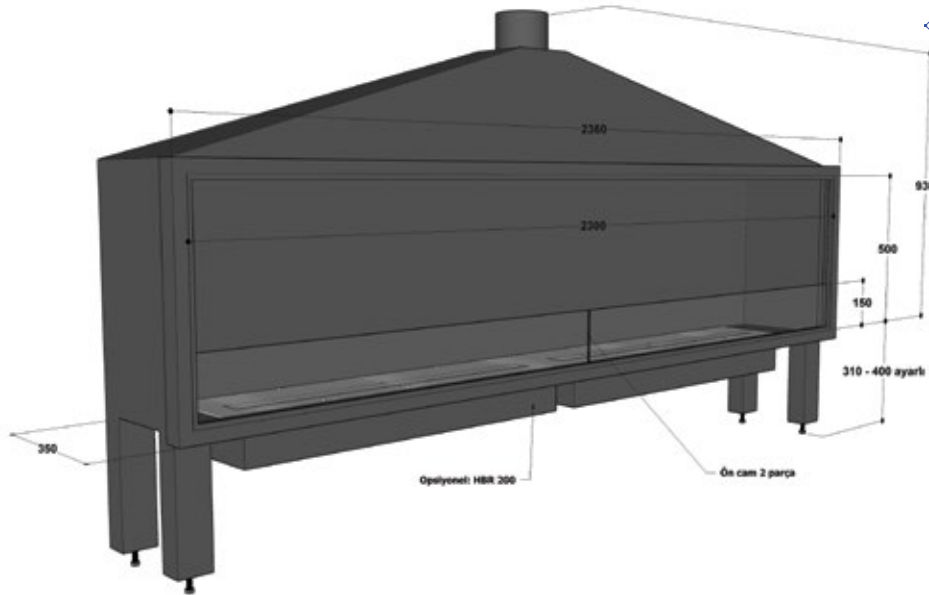
Siyah Renk



YENİ

HAZNE: ÇELİK
CAM SİPERLİ

- GÖVDE: Tek Cidar
- BACA: ø 180 mm
- AĞIRLIK: 200 kg
- RENK: Füme

OPSİYONEL
Siyah Renk

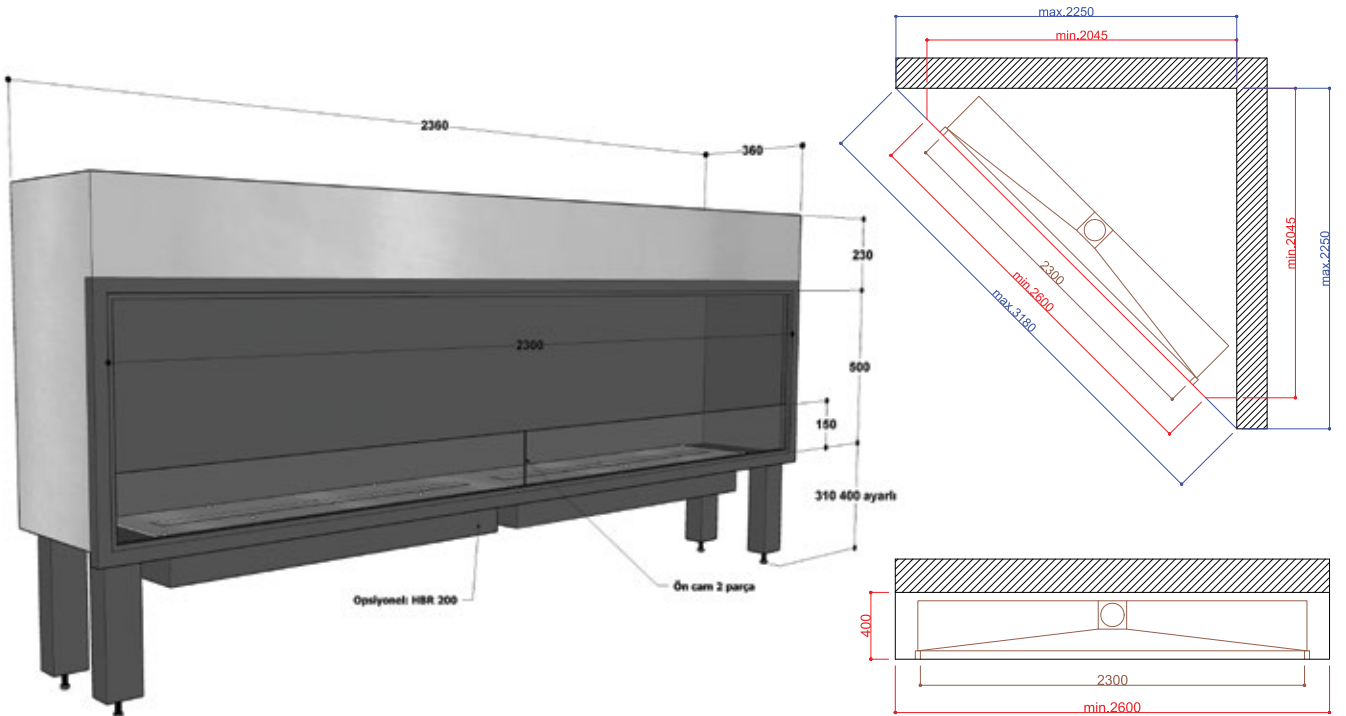
YENİ

HAZNE: ÇELİK
CAM SİPERLİ

- GÖVDE: Çift Cidar İzolasyonlu
- AĞIRLIK: 230 kg
- RENK: Füme

OPSİYONEL

Siyah Renk

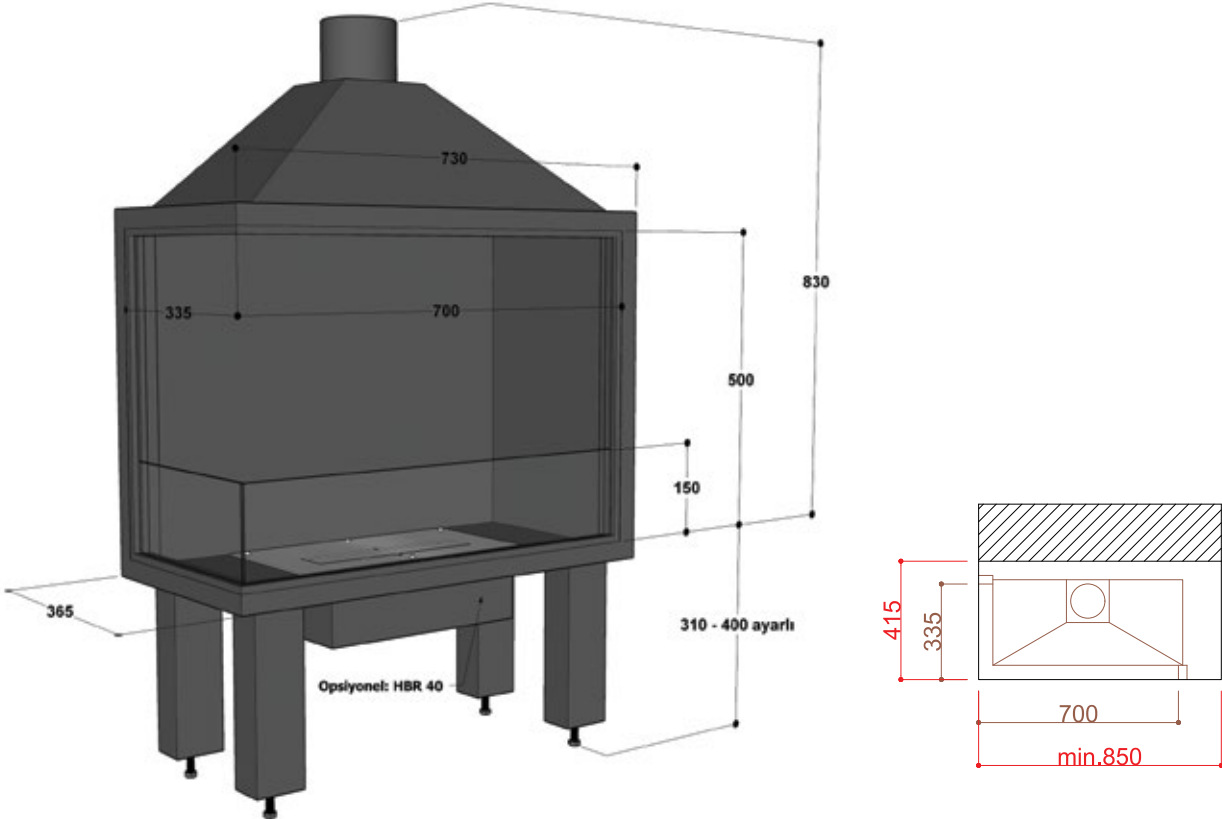


YENİ

HAZNE: ÇELİK
CAM SİPERLİ

- GÖVDE: Tek Cidar
- BACA: ø 120 mm
- AĞIRLIK: 60 kg
- RENK: Füme

OPSİYONEL
Siyah Renk



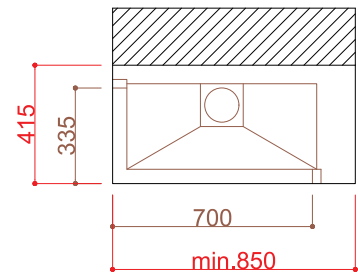
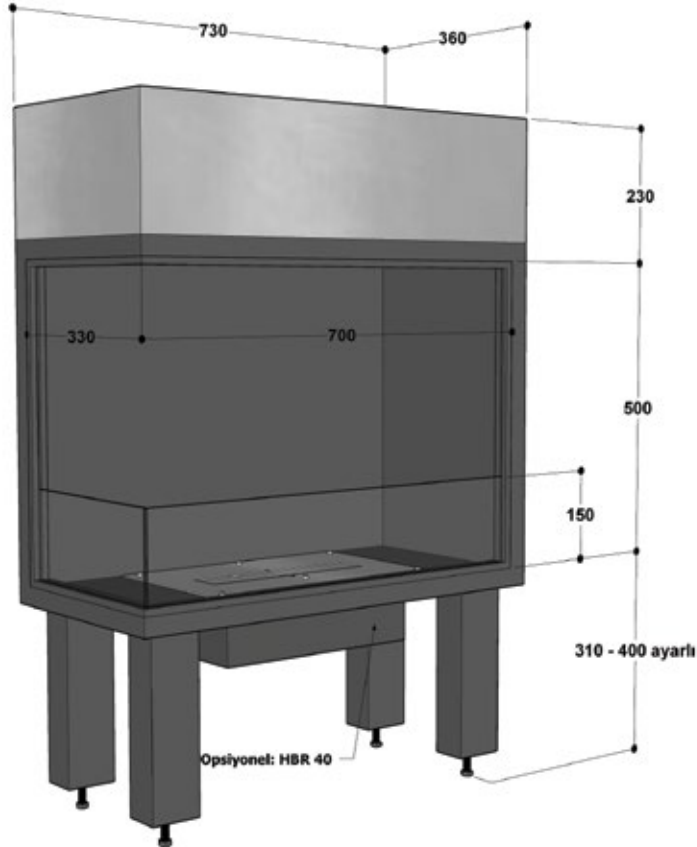
YENİ

HAZNE: ÇELİK
CAM SİPERLİ

- GÖVDE: Çift Cidar İzolasyonlu
- AĞIRLIK: 70 kg
- RENK: Füme

OPSİYONEL

Siyah Renk

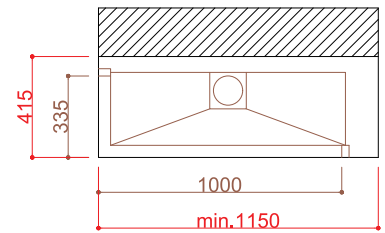
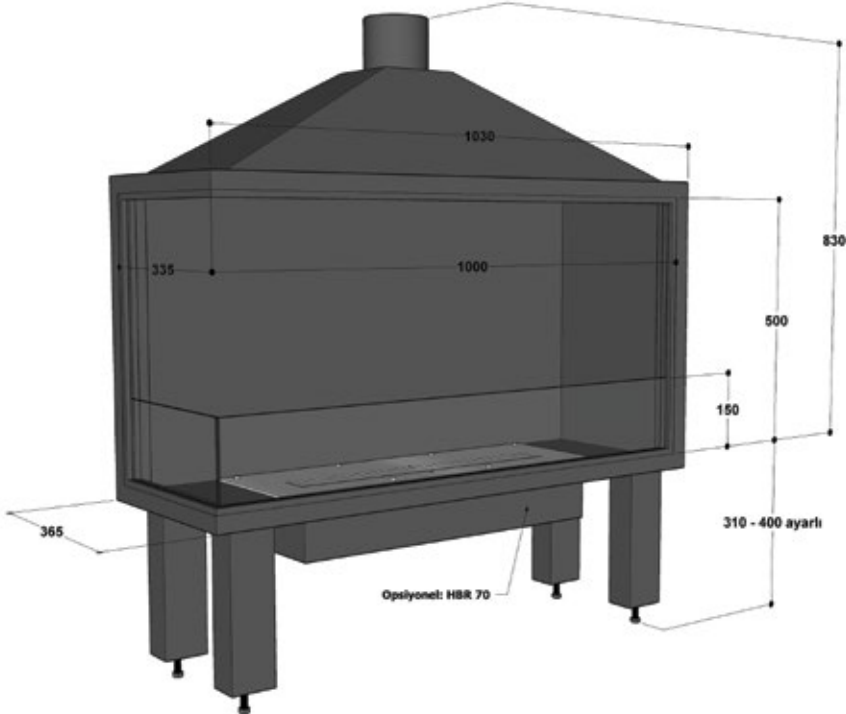


YENİ

HAZNE: ÇELİK
CAM SİPERLİ

- GÖVDE: Tek Cidar
- BACA: ø 120 mm
- AĞIRLIK: 85 kg
- RENK: Füme

OPSİYONEL
Siyah Renk



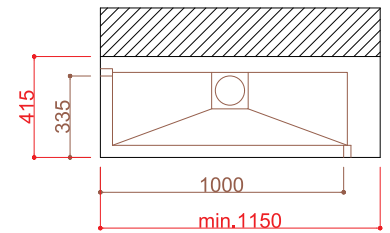
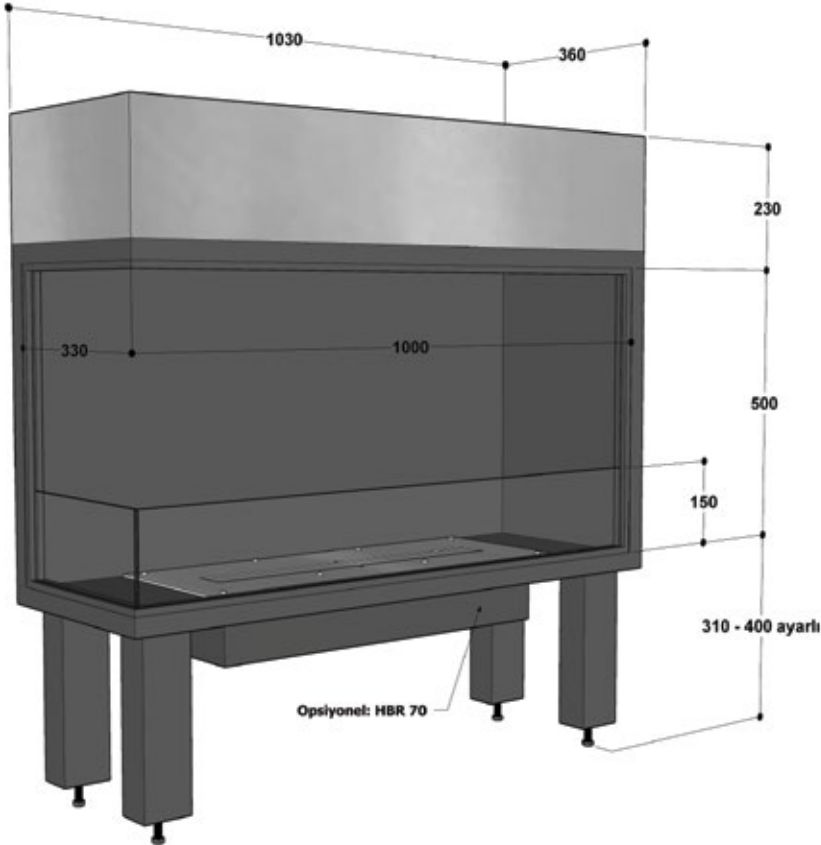
YENİ

HAZNE: ÇELİK
CAM SİPERLİ

- GÖVDE: Çift Cidar İzolasyonlu
- AĞIRLIK: 100 kg
- RENK: Füme

OPSİYONEL

Siyah Renk

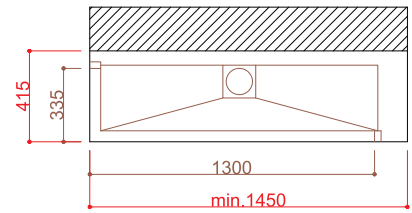
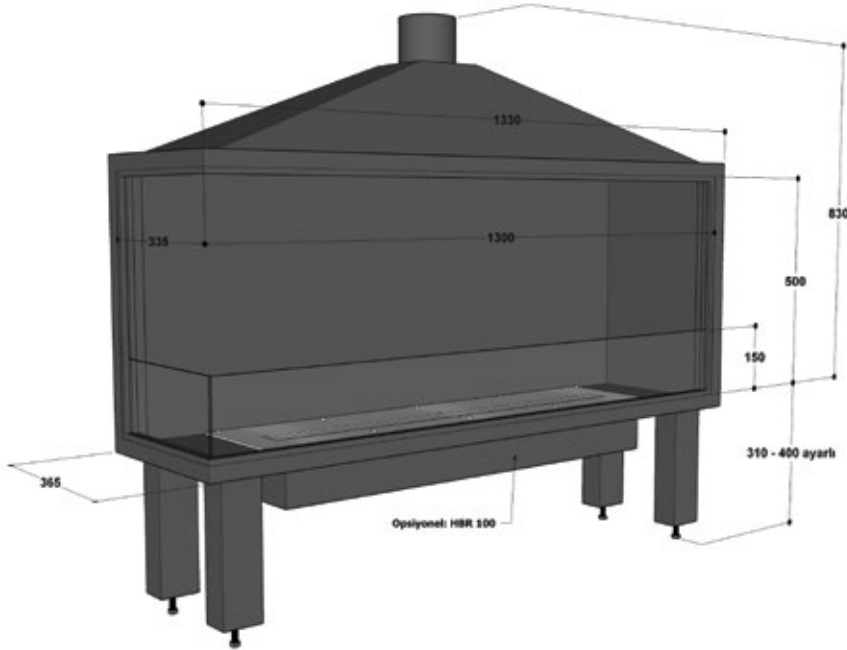


YENİ

HAZNE: ÇELİK
CAM SİPERLİ

- GÖVDE: Tek Cidar
- BACA: ø 140 mm
- AĞIRLIK: 110 kg
- RENK: Füme

OPSİYONEL
Siyah Renk



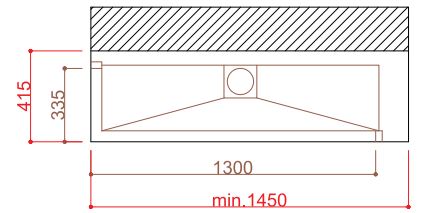
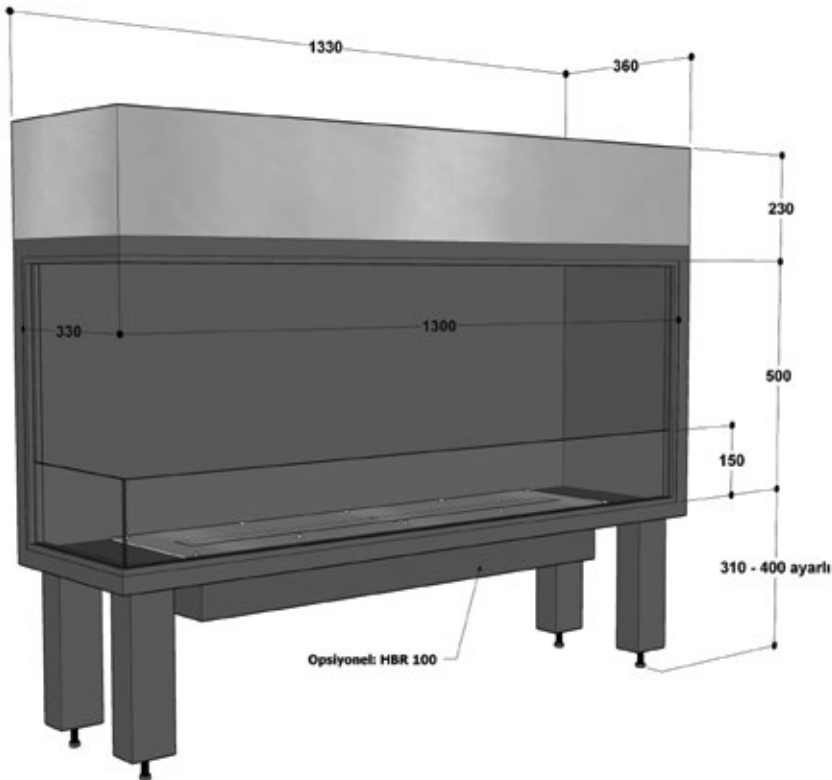
YENİ

HAZNE: ÇELİK
CAM SİPERLİ

- GÖVDE: Çift Cidar İzolasyonlu
- AĞIRLIK: 130 kg
- RENK: Füme

OPSİYONEL

Siyah Renk

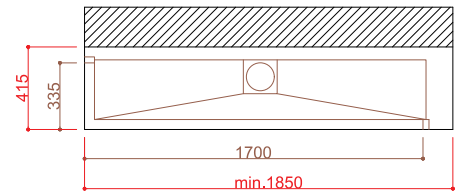
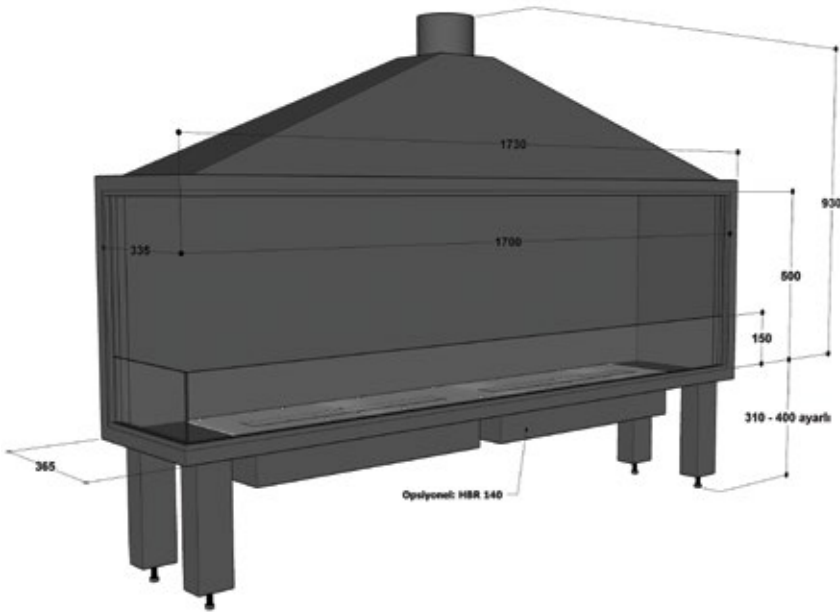


YENİ

HAZNE: ÇELİK
CAM SİPERLİ

- GÖVDE: Tek Cidar
- BACA: ø 180 mm
- AĞIRLIK: 145 kg
- RENK: Füme

OPSİYONEL
Siyah Renk



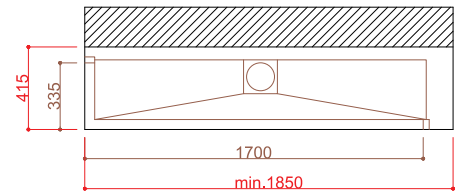
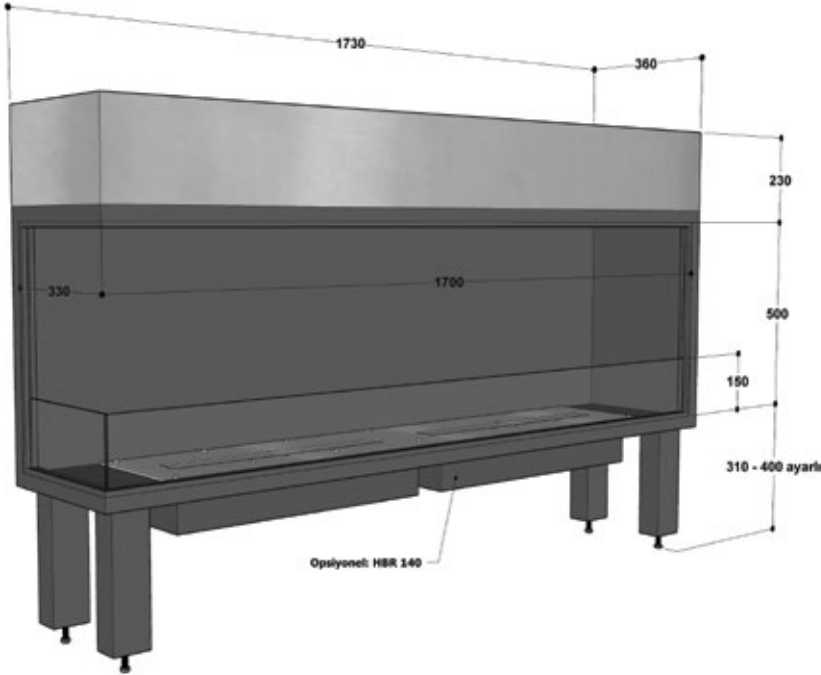

YENİ

HAZNE: ÇELİK
CAM SİPERLİ

- GÖVDE: Çift Cidar İzolasyonlu
- AĞIRLIK: 170 kg
- RENK: Füme

OPSİYONEL

Siyah Renk



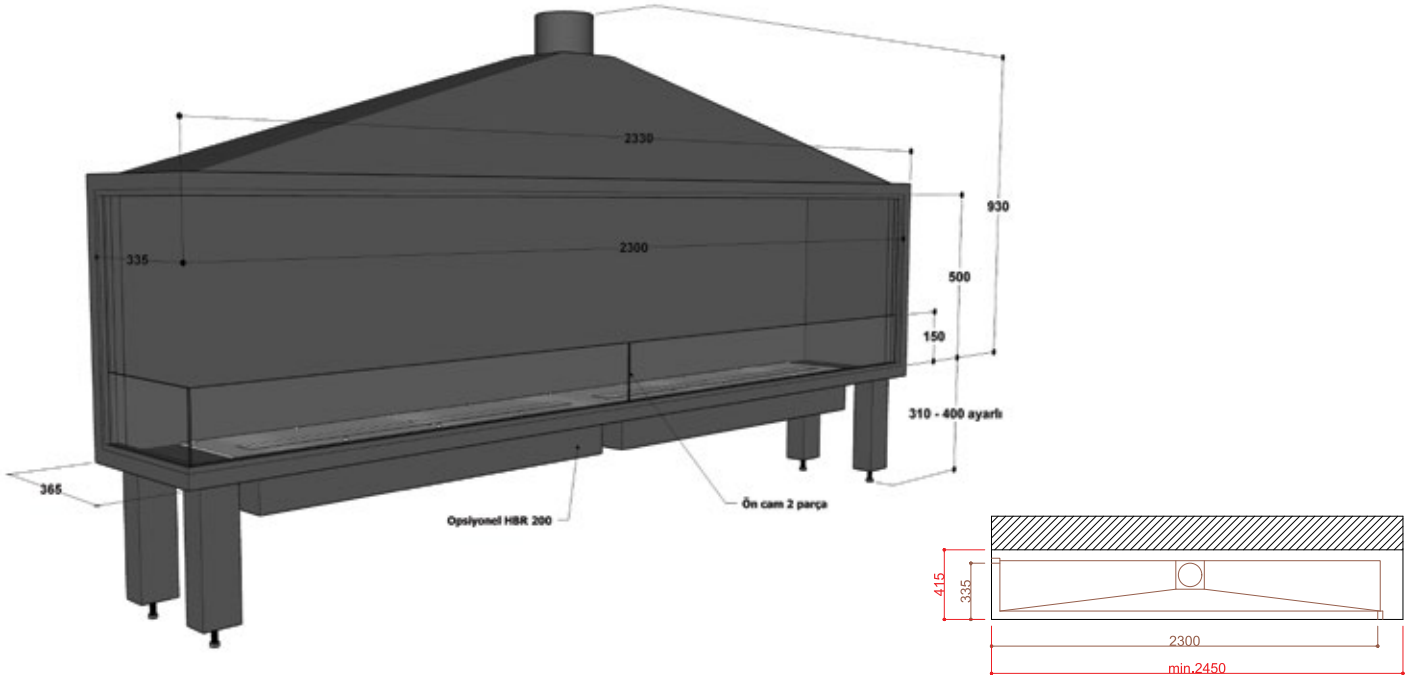

YENİ

HAZNE: ÇELİK
CAM SİPERLİ

- GÖVDE: Tek Cidar
- BACA: ø 180 mm
- AĞIRLIK: 200 kg
- RENK: Füme

OPSİYONEL

Siyah Renk



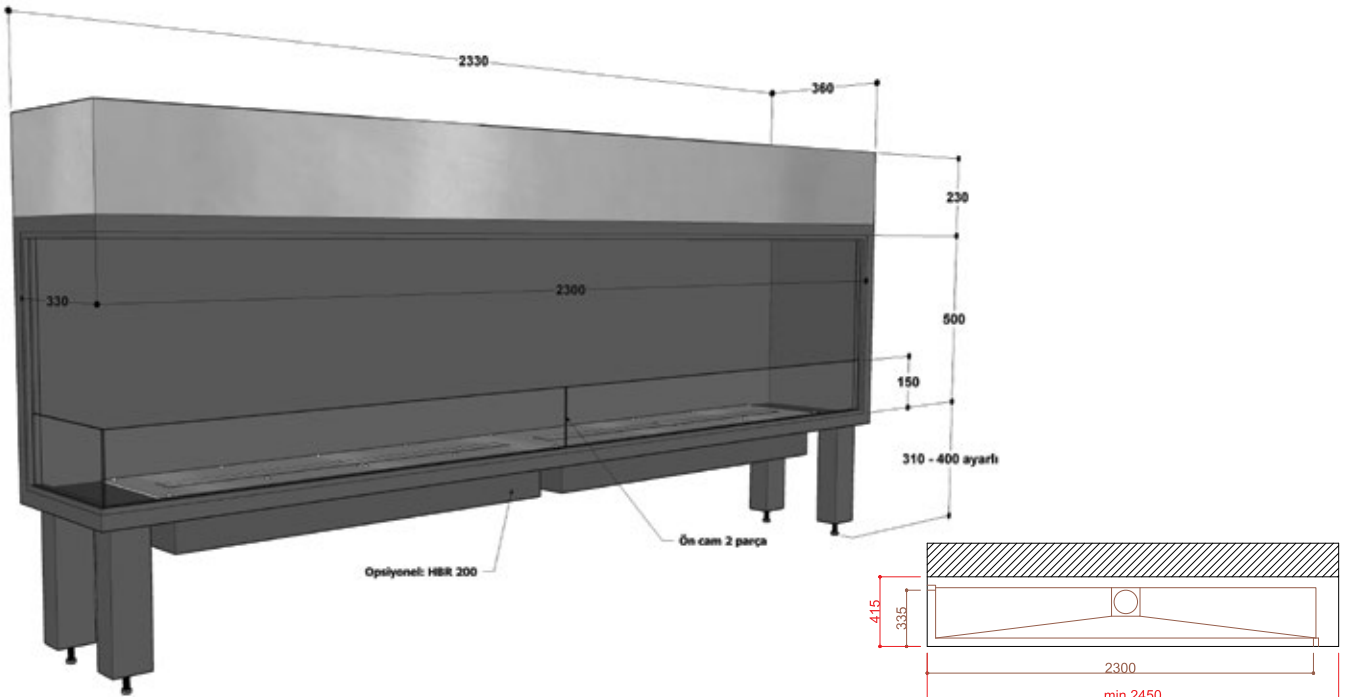
YENİ

HAZNE: ÇELİK
CAM SİPERLİ

- GÖVDE: Çift Cidar İzolasyonlu
- AĞIRLIK: 230 kg
- RENK: Füme

OPSİYONEL

Siyah Renk

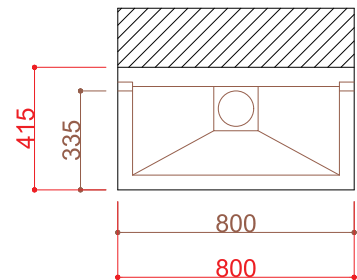
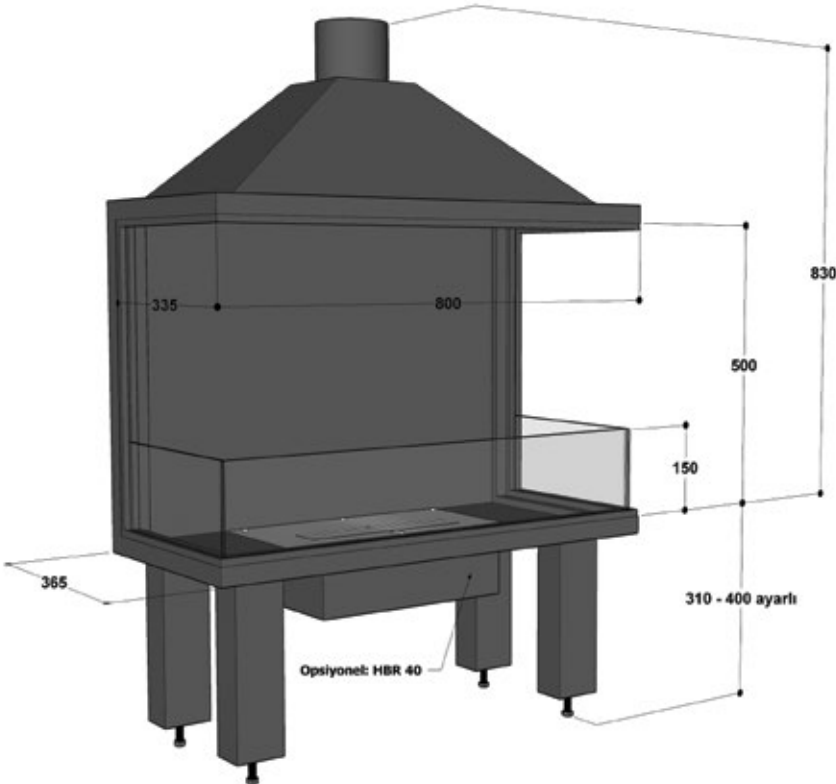


YENİ

HAZNE: ÇELİK
CAM SİPERLİ

- GÖVDE: Tek Cidar
- BACA: ø 120 mm
- AĞIRLIK: 60 kg
- RENK: Füme

OPSİYONEL
Siyah Renk



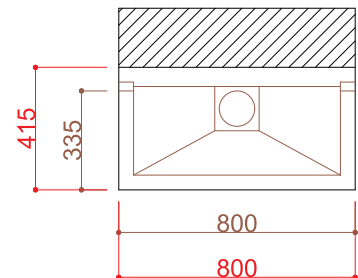
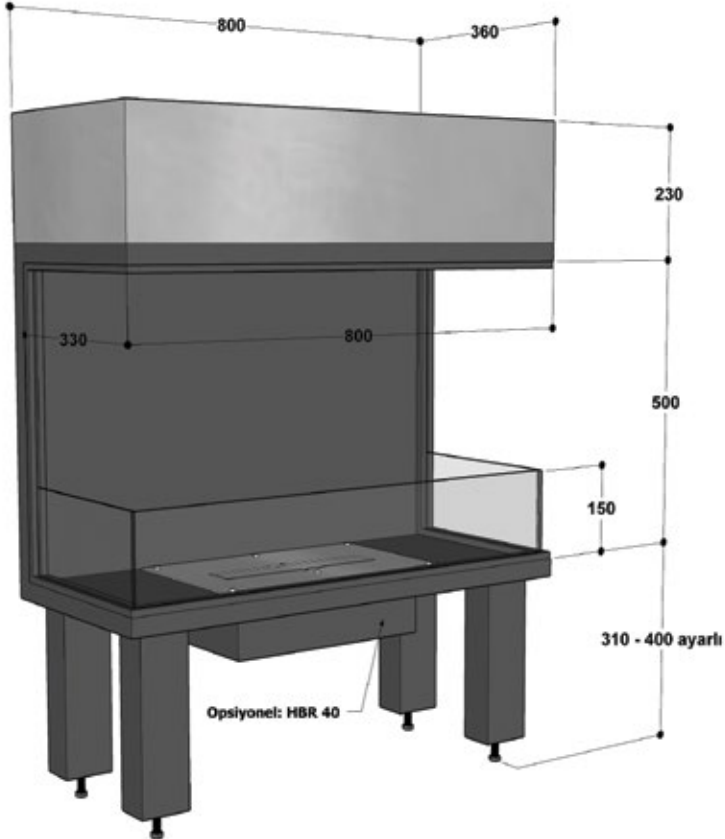
YENİ

HAZNE: ÇELİK
CAM SİPERLİ

- GÖVDE: Çift Cidar İzolasyonlu
- AĞIRLIK: 70 kg
- RENK: Füme

OPSİYONEL

Siyah Renk

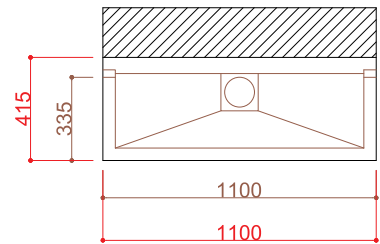
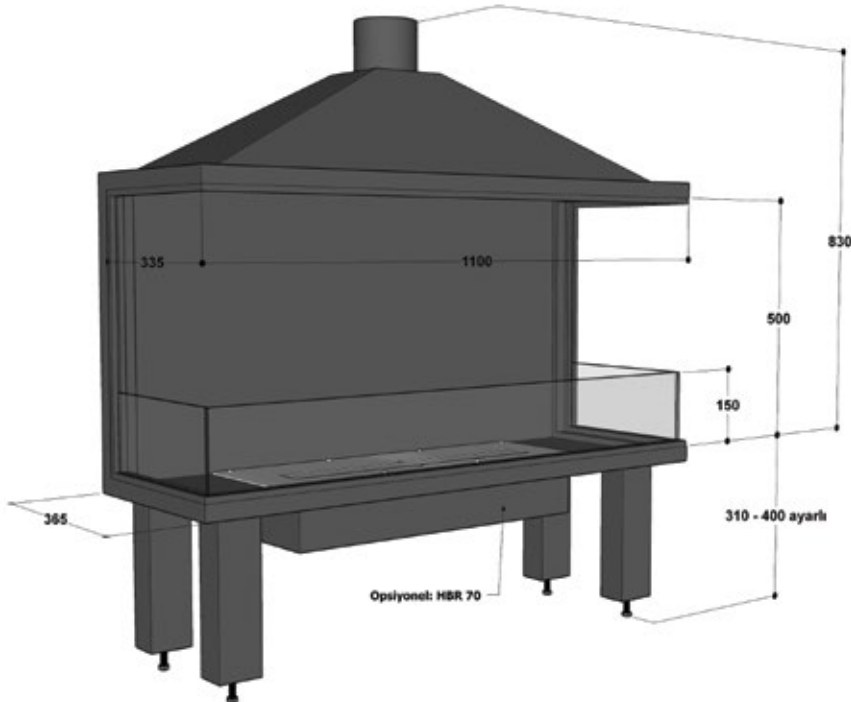


YENİ

HAZNE: ÇELİK
CAM SİPERLİ

- GÖVDE: Tek Cidar
- BACA: ø 120 mm
- AĞIRLIK: 85 kg
- RENK: Füme

OPSİYONEL
Siyah Renk



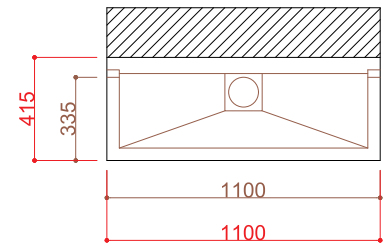
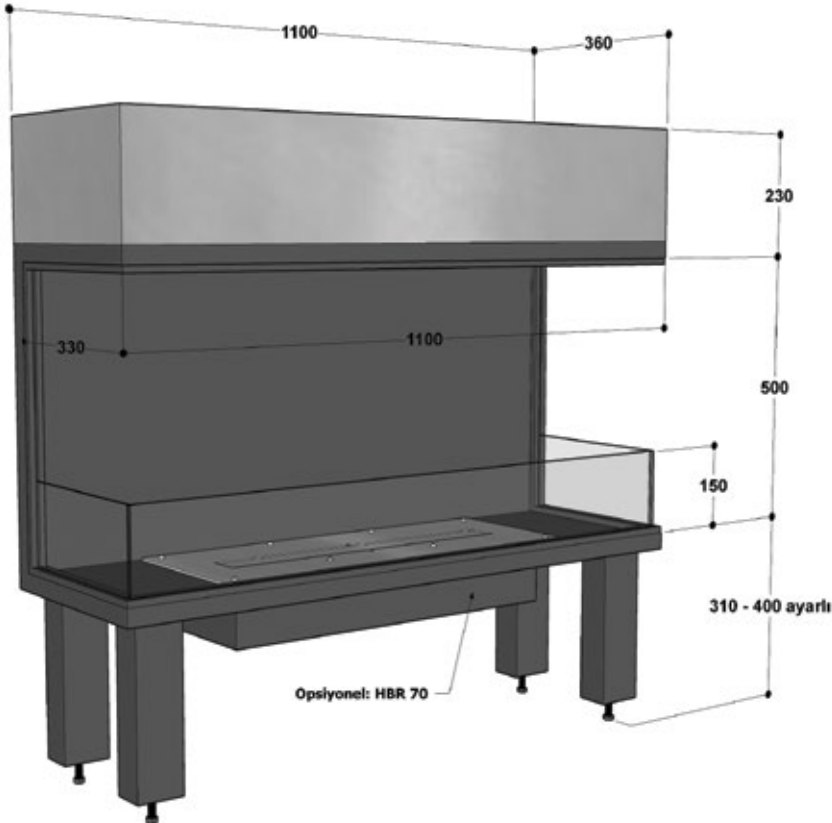
YENİ

HAZNE: ÇELİK
CAM SİPERLİ

- GÖVDE: Çift Cidar İzolasyonlu
- AĞIRLIK: 100 kg
- RENK: Füme

OPSİYONEL

Siyah Renk

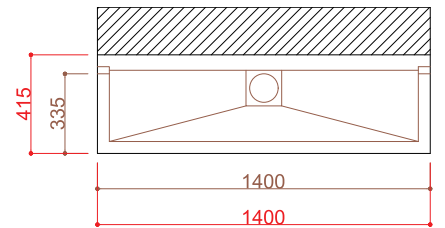
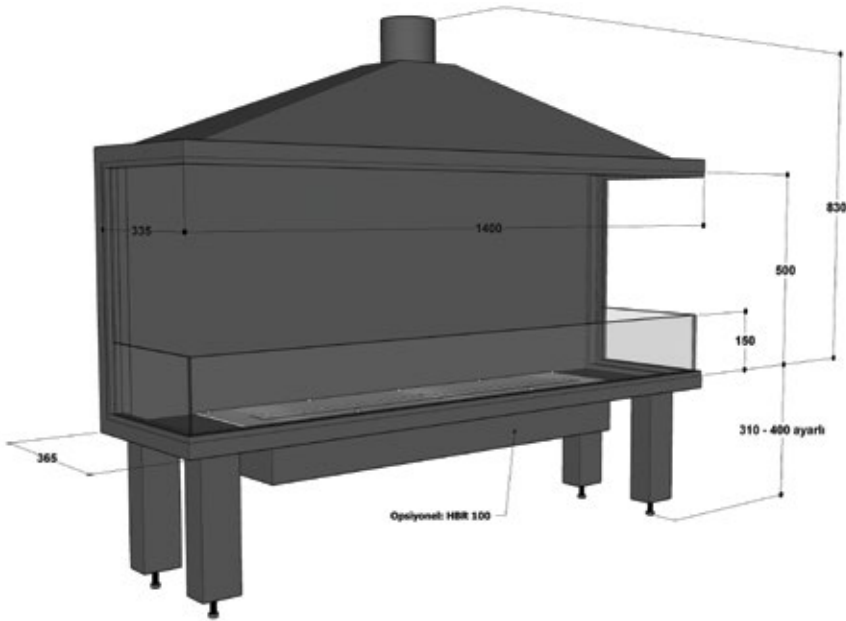


YENİ

HAZNE: ÇELİK
CAM SİPERLİ

- GÖVDE: Tek Cidar
- BACA: ø 140 mm
- AĞIRLIK: 110 kg
- RENK: Füme

OPSİYONEL
Siyah Renk



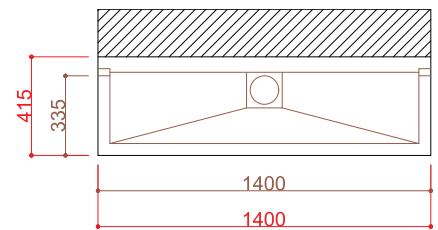
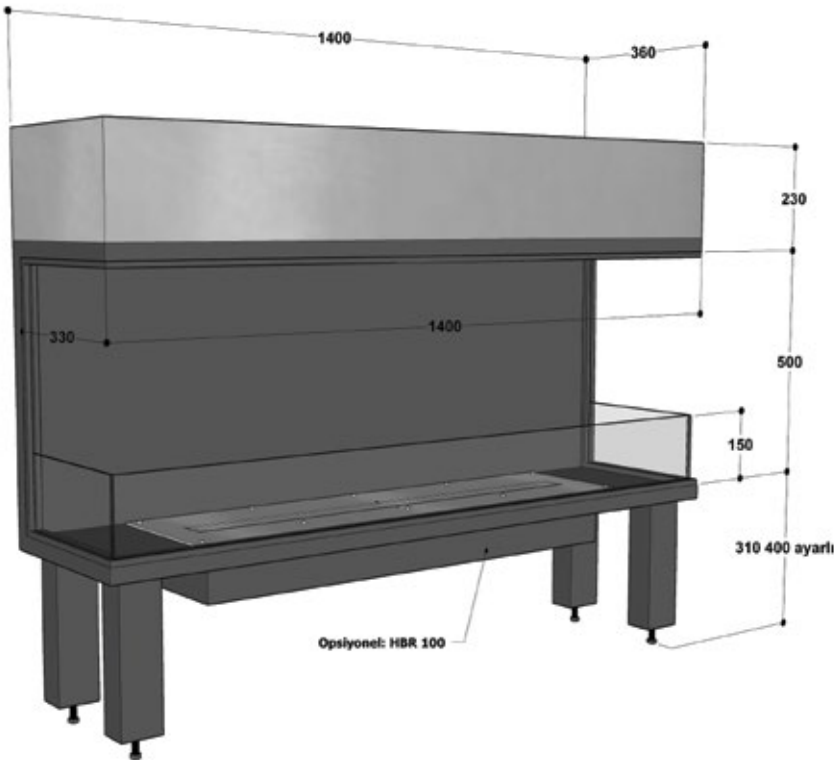
YENİ

HAZNE: ÇELİK
CAM SİPERLİ

- GÖVDE: Çift Cidar İzolasyonlu
- AĞIRLIK: 130 kg
- RENK: Füme

OPSİYONEL

Siyah Renk

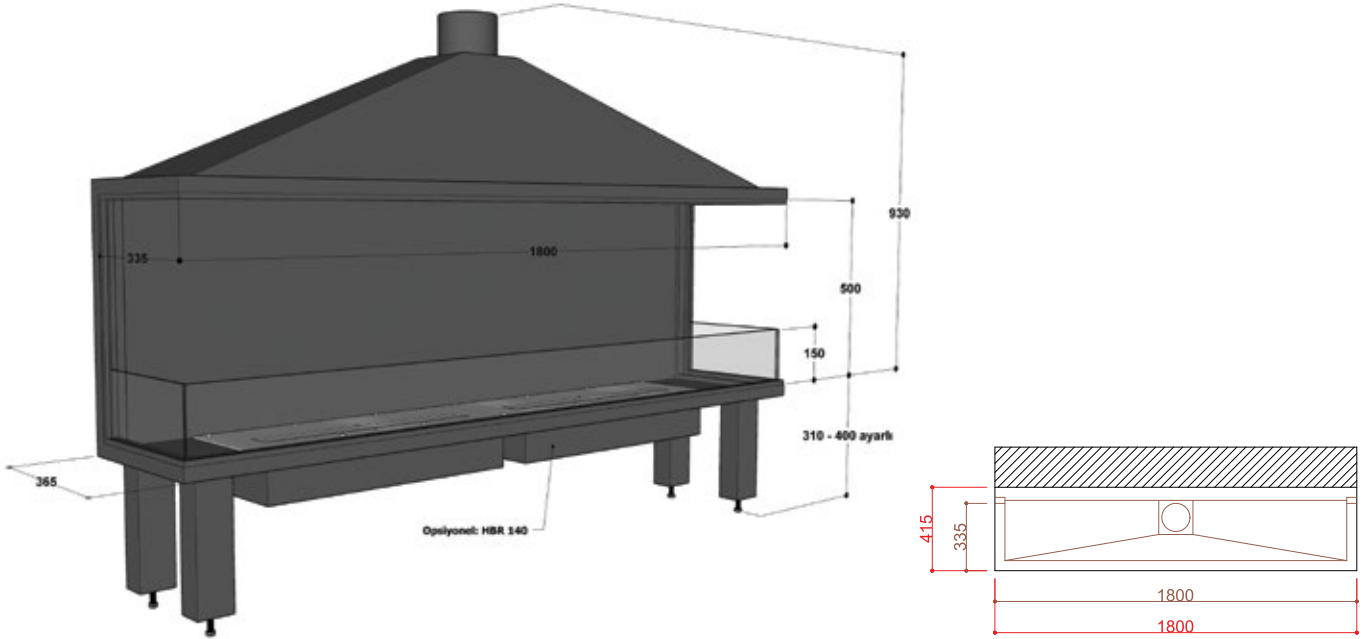


YENİ

HAZNE: ÇELİK
CAM SİPERLİ

- GÖVDE: Tek Cidar
- BACA: ø 180 mm
- AĞIRLIK: 145 kg
- RENK: Füme

OPSİYONEL
Siyah Renk



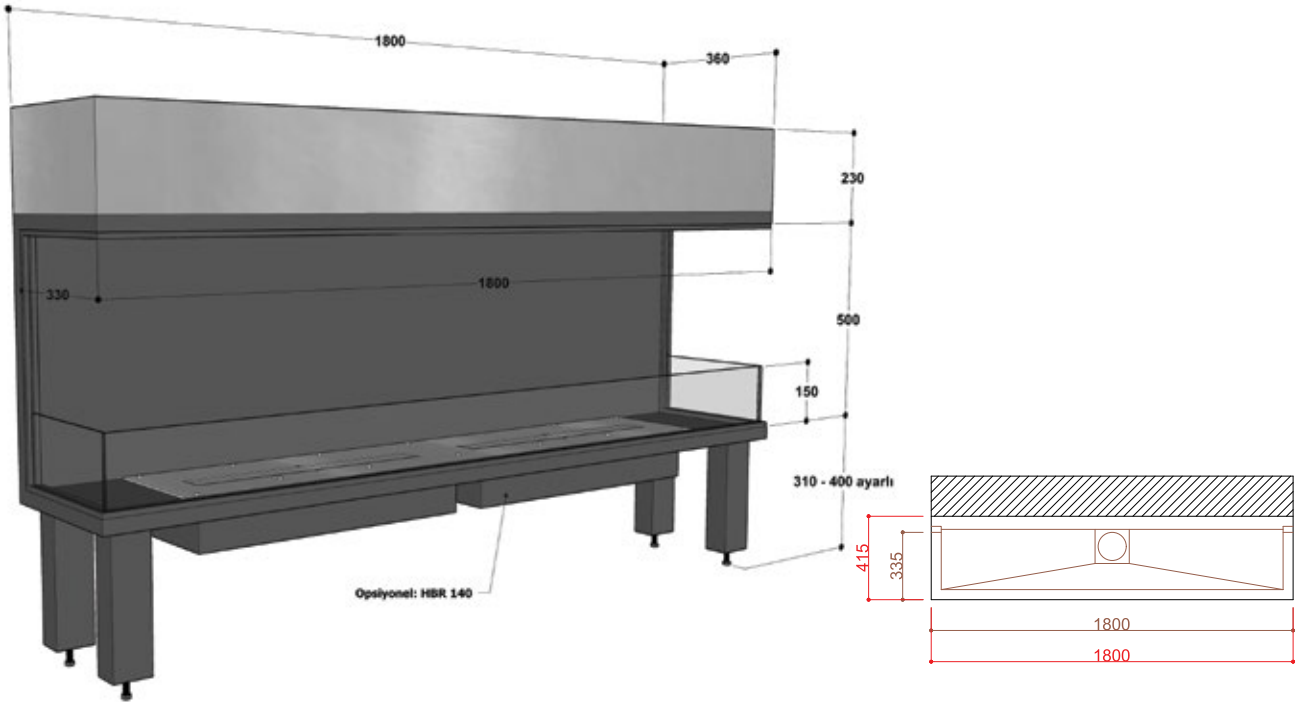
YENİ

HAZNE: ÇELİK
CAM SİPERLİ

- GÖVDE: Çift Cidar İzolasyonlu
- AĞIRLIK: 170 kg
- RENK: Füme

OPSİYONEL

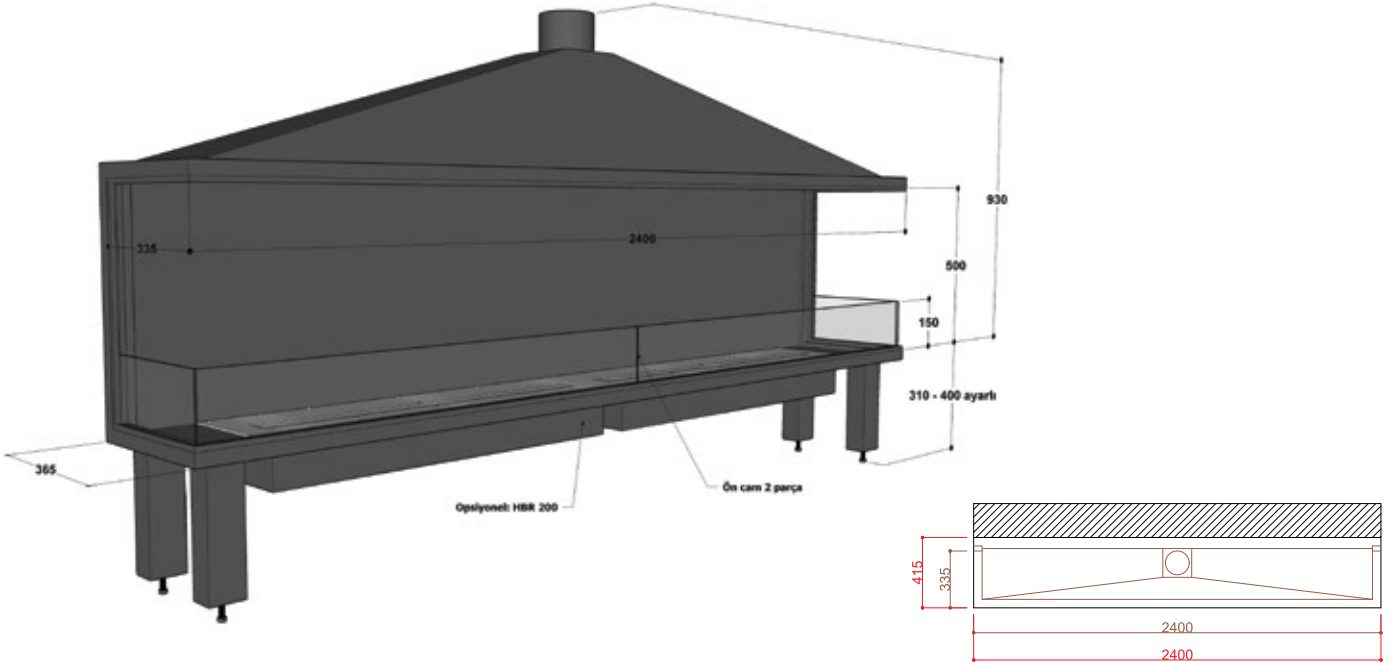
Siyah Renk



YENİ

HAZNE: ÇELİK
CAM SİPERLİ

- GÖVDE: Tek Cidar
- BACA: ø 180 mm
- AĞIRLIK: 200 kg
- RENK: Füme

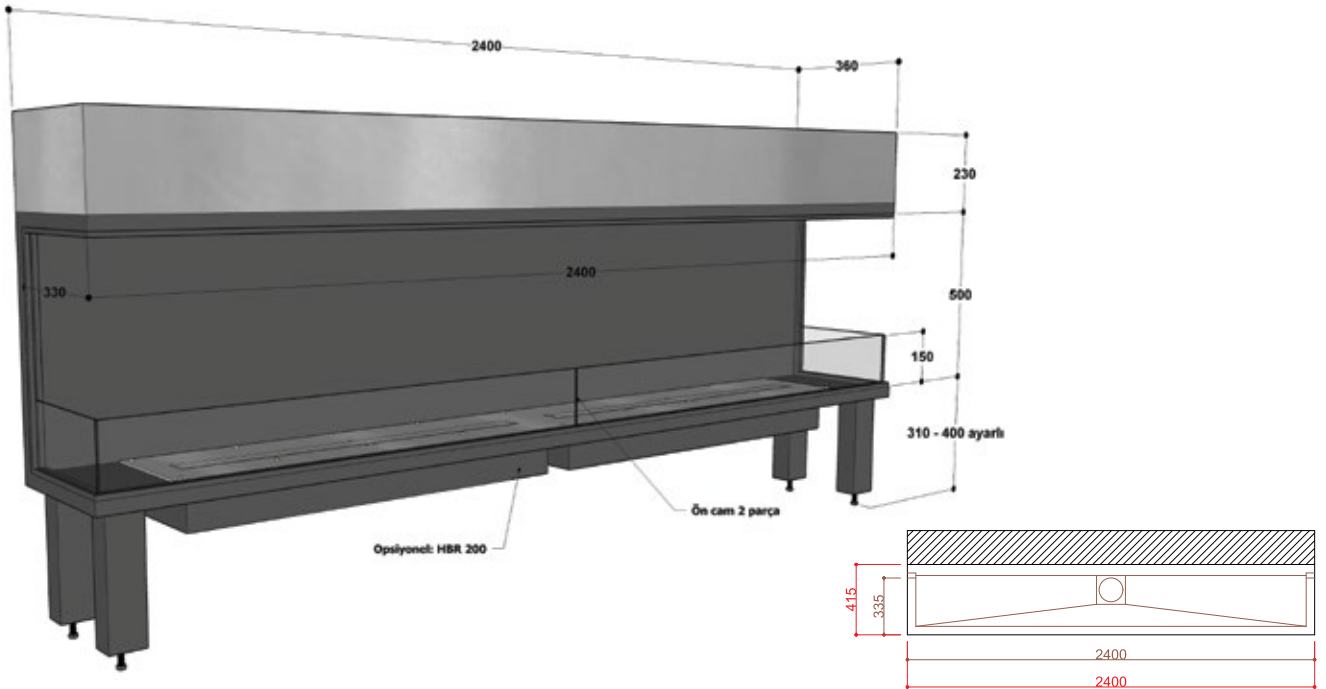

OPSİYONEL
Siyah Renk

YENİ

HAZNE: ÇELİK
CAM SİPERLİ

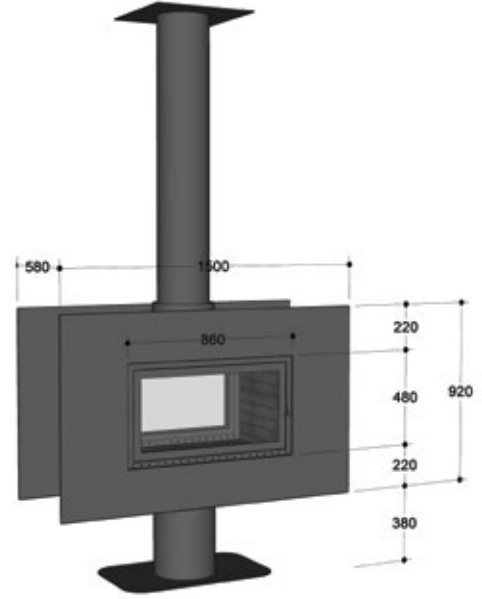
- GÖVDE: Çift Cidar İzolasyonlu
- AĞIRLIK: 230 kg
- RENK: Füme

OPSİYONEL
Siyah Renk



360

ORTA ŞÖMİNELER

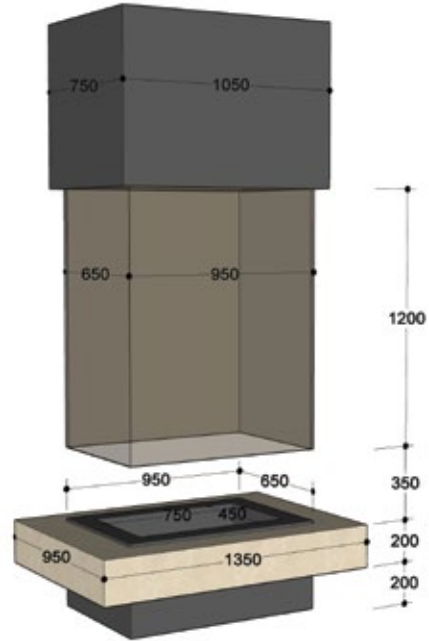


- Hazne: Döküm • 360° Döner Çift Cidar Çelik Gövde • Kapak: Ön - Arka Yana Açılır
- Baca: ø 250 mm • Dışarıdan Kontrol Baca Klapesi • Renk: Füme veya Siyah

CAM



YENİ



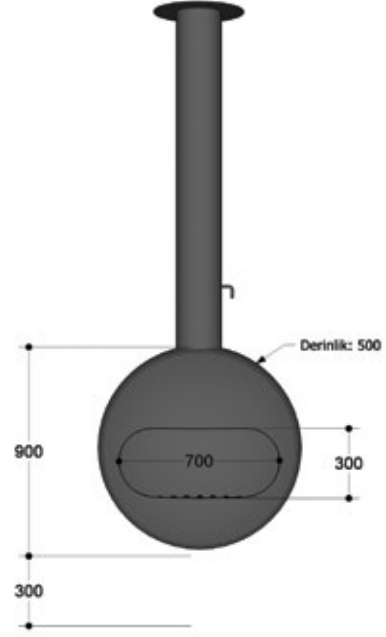
- Hazne: Döküm • Tavana Asılı Cam Davlumbaz • Vitro Seramik Cam Gövde • Kapak: Yok / Açık
- Baca: ø 300 mm • Dışarıdan Kontrol Baca Klapesi • Renk: Füme veya Siyah / Bej Mermer veya Siyah Granit Alt Tabla

ORTA ŞÖMİNELER

ELİPS



YENİ

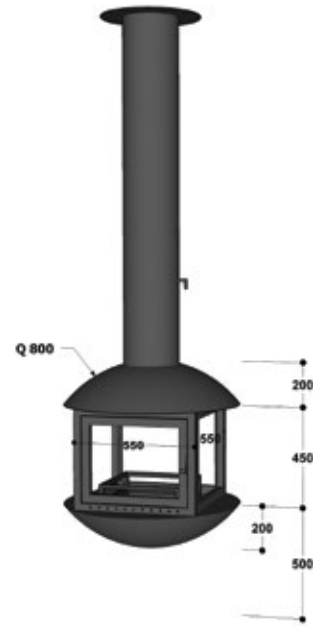


- Tavana Asılı Çelik Gövde • Kapak: Yok / Açık • Baca: \varnothing 200 mm
- Dışarıdan Kontrol Baca Klapesi • Opsiyonel: 360° Dönebilme • Renk: Füme veya Siyah

FENER



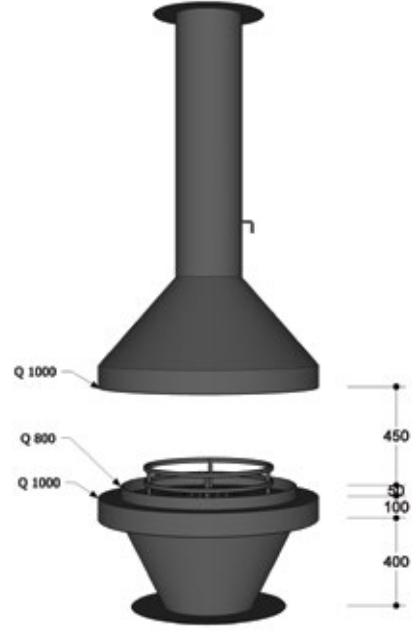
YENİ



- Hazne: Döküm • Tavana Asılı Çelik Gövde • Kapak: Ön - Arka Yana Açılır, Yan Camlar Sabit
- Baca: \varnothing 250 mm • Dışarıdan Kontrol Baca Klapesi • Opsiyonel: 360° Dönebilme
- Renk: Füme veya Siyah

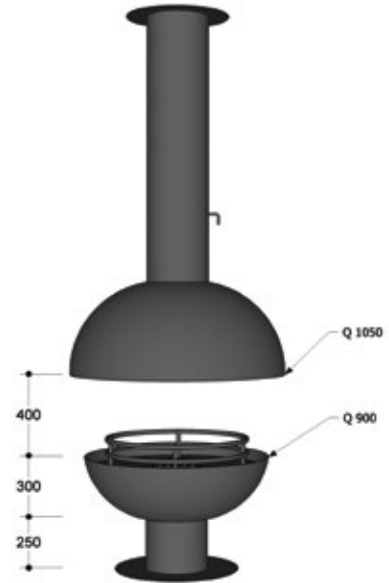
KUPA

ORTA ŞÖMİNELER

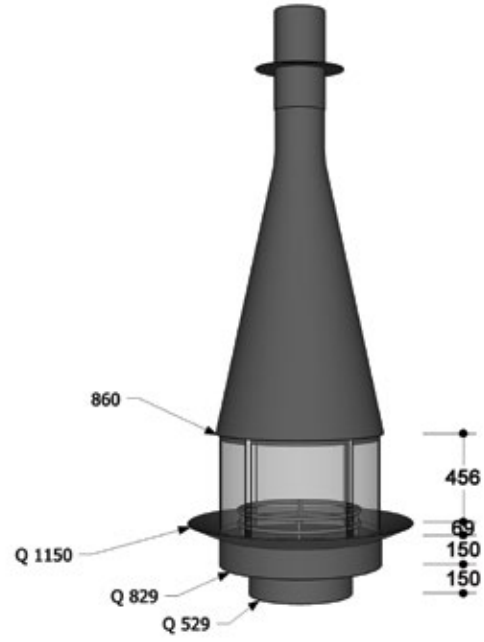


- Hazne: Döküm • Tavana Asılı Çelik Davlumbaz • Kapak: Yok / Açık • Baca: \varnothing 300 mm
- Dışarıdan Kontrol Baca Klapesi • Renk: Füme veya Siyah

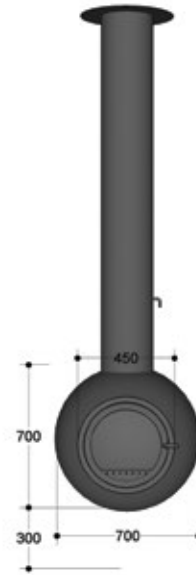
KADEH



- Hazne: Döküm • Tavana Asılı Çelik Davlumbaz • Kapak: Yok / Açık • Baca: \varnothing 300 mm
- Dışarıdan Kontrol Baca Klapesi • Renk: Füme veya Siyah



- Tavana Asılı Çelik Davlumbaz • Sürgülü Cam Kapak • Baca: \varnothing 250 mm
- Dışarıdan Kontrol Baca Klapesi • Renk: Füme veya Siyah



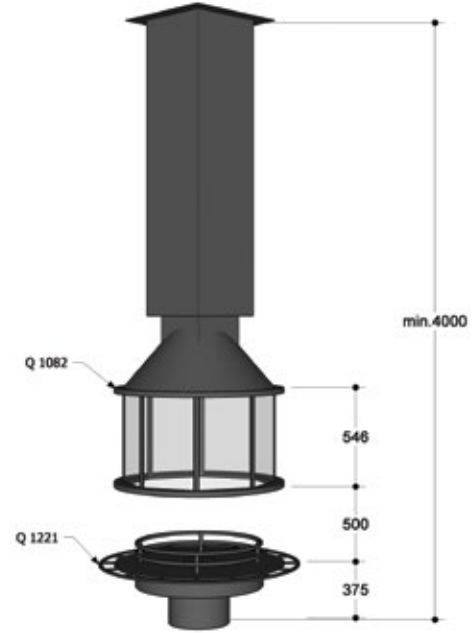
- Tavana Asılı Çelik Gövde • Kapak: Yana Açılır • Baca: \varnothing 200 mm • Dışarıdan Kontrol Baca Klapesi • Opsiyonel: 360° Dönebilme • Renk: Füme veya Siyah

SEKİZGEN

ORTA ŞÖMİNELER



YENİ

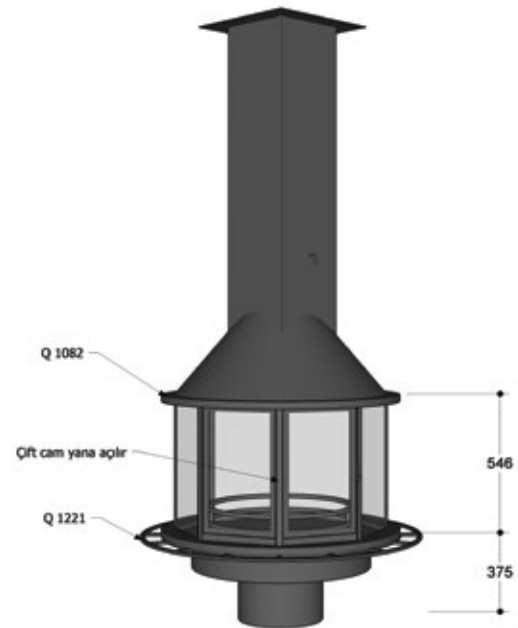


- Hazne: Döküm • Tavana Asılı Çelik Davlumbaz • Kapak: Asansör • Baca: \varnothing 300 mm
- Dışarıdan Kontrol Baca Klapesi • Renk: Füme veya Siyah

SEKİZGEN Y



YENİ

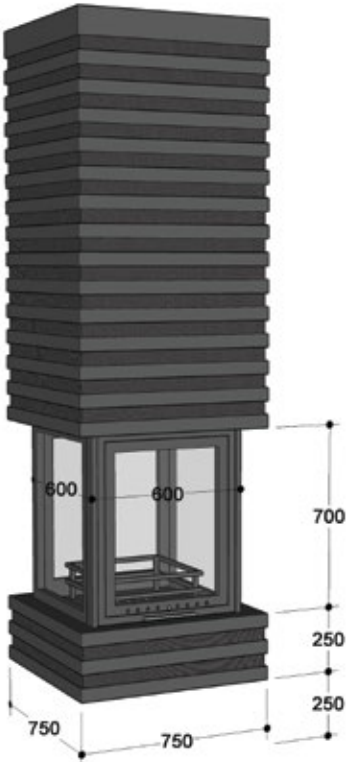


- Hazne: Döküm • Tavana Monte Çelik Davlumbaz • Kapak: Ön - Arka Yana Açılır, Yan Camlar Sabit
- Baca: \varnothing 250 mm • Dışarıdan Kontrol Baca Klapesi • Renk: Füme veya Siyah

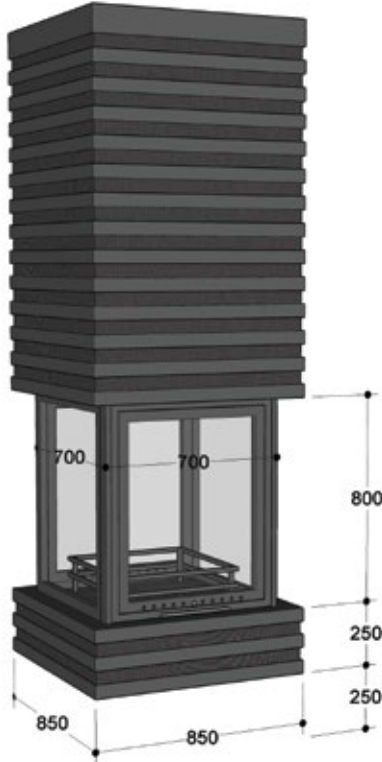
- Hazne: Döküm
- Tavana Asılı Çift Cidar Çelik Gövde
- Kapak: Ön Cam Asansör +
Yana Açılır, Arka Cam Yana Açılır
Yan Camlar Sabit
- Baca: \varnothing 250 - 300 - 300 mm
- Dışarıdan Kontrol Baca Klapesi
- Renk: Füme veya Siyah



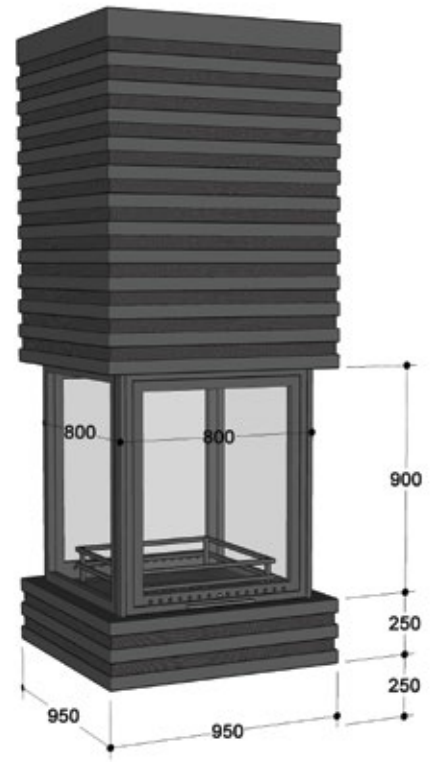
KOT 75



KOT 85



KOT 95

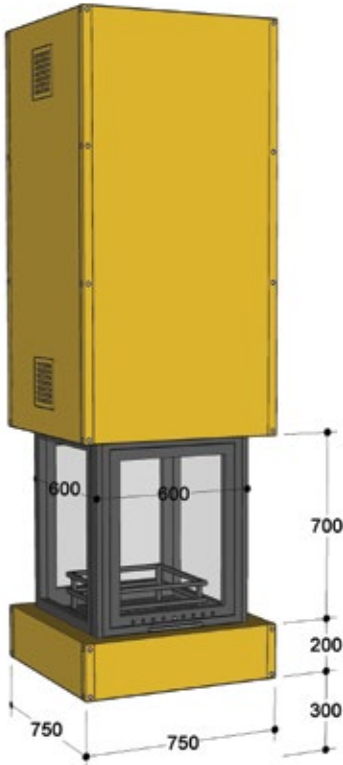


YENİ

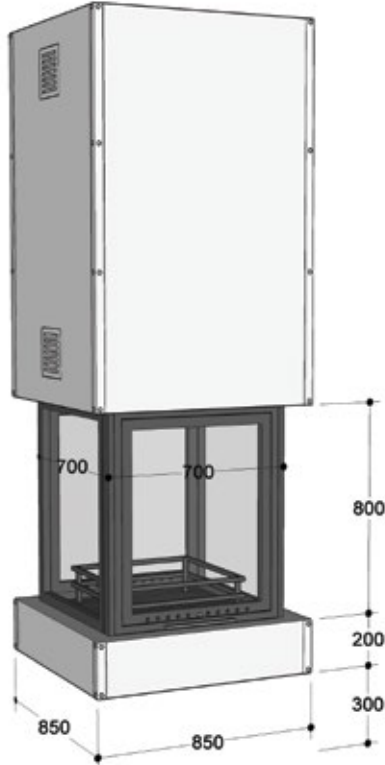
- Hazne: Döküm
- Tavana Asılı Çift Cidar Çelik Gövde
- Kapak: Ön Cam Asansör + Yana Açılır, Arka Cam Yana Açılır, Yan Camlar Sabit
- Baca: \varnothing 250 - 300 - 300 mm
- Dışarıdan Kontrol Baca Klapesi
- Renk: Opsiyonel



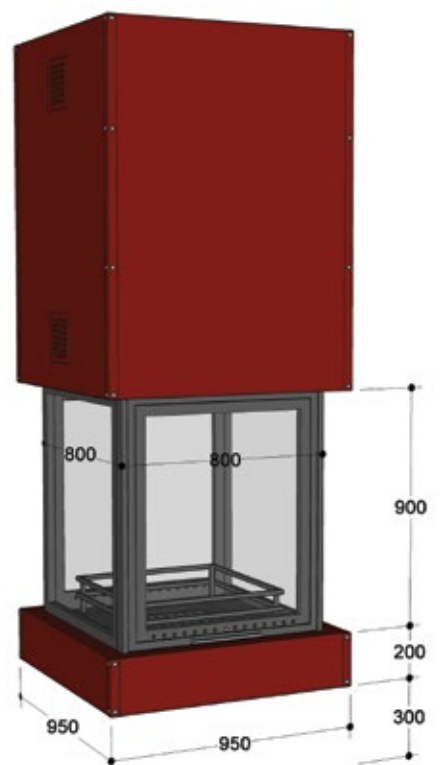
KOTR 75



KOTR 85



KOTR 95

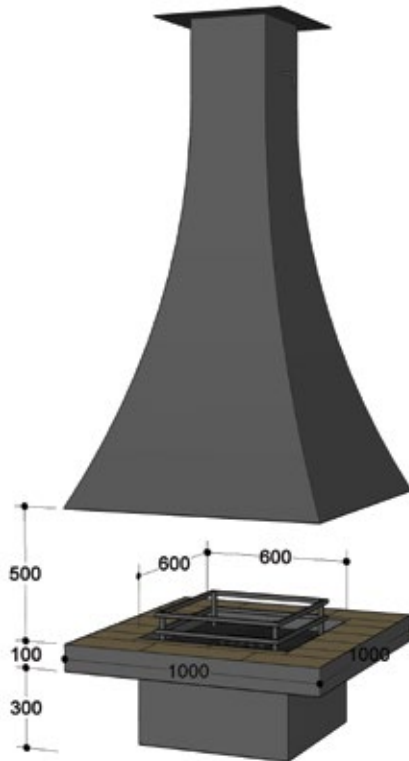


YENİ

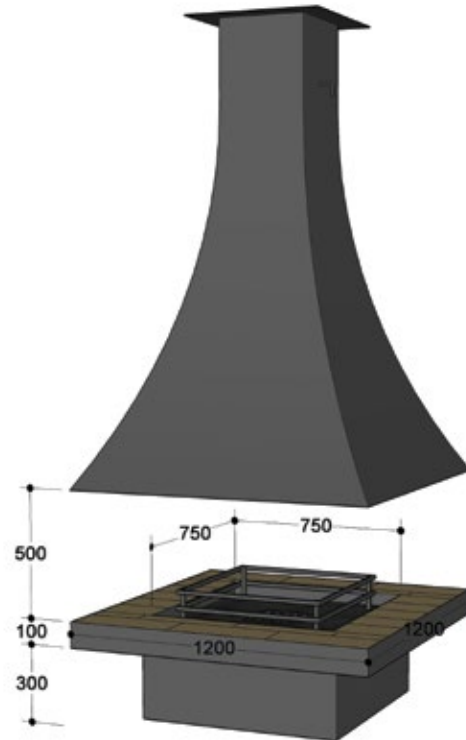
- Hazne: Döküm
- Tavana Asılı Çelik Davlumbaz
- Kapak: Yok / Açık
- Baca: \varnothing 300 - 300 mm
- Dışarıdan Kontrol Baca Klapesi
- Renk: Füme veya Siyah



GEOMETRİK 100



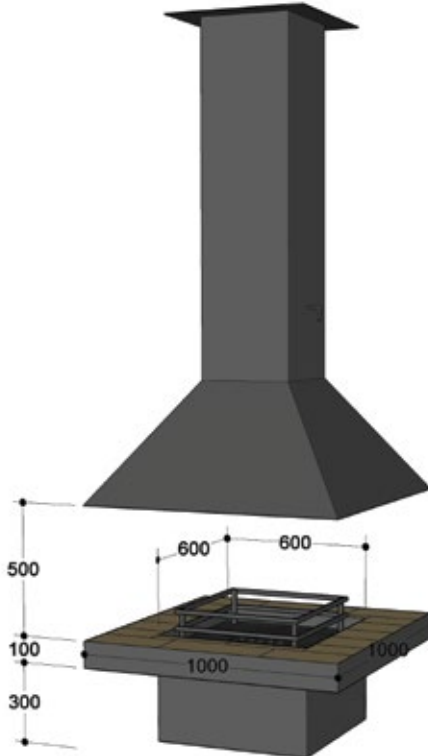
GEOMETRİK 120



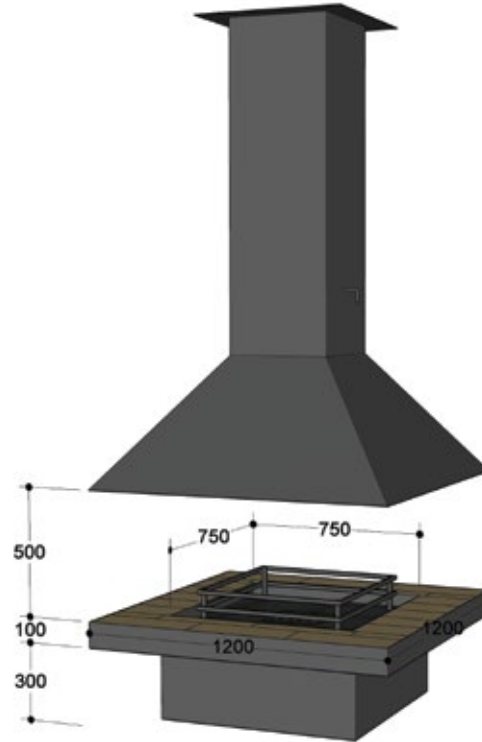
- Hazne: Döküm
- Tavana Asılı Çelik Davlumbaz
- Kapak: Yok / Açık
- Baca: \varnothing 300 - 300 mm
- Dışarıdan Kontrol Baca Klapesi
- Renk: Füme veya Siyah



KARE 100



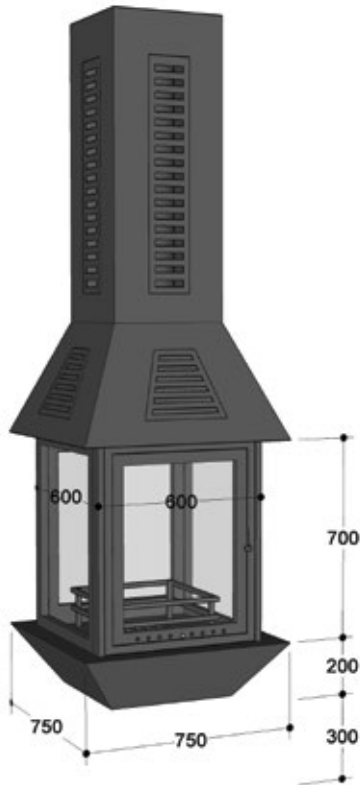
KARE 120



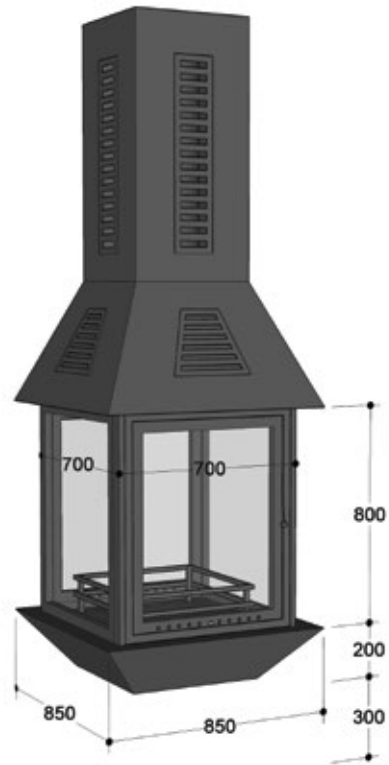
- Hazne: Döküm
- Tavana Asılı Çift Cidar Çelik Gövde
- Kapak: Ön ve Arka Yana Açılır, Yan Camlar Sabit
- Baca: ø 250 - 300 mm
- Dışarıdan Kontrol Baca Klapesi
- Renk: Füme veya Siyah



PİRAMİT 75



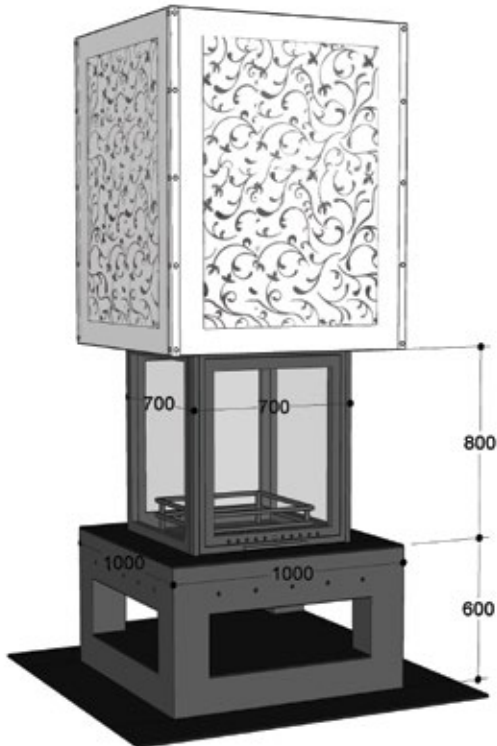
PİRAMİT 85



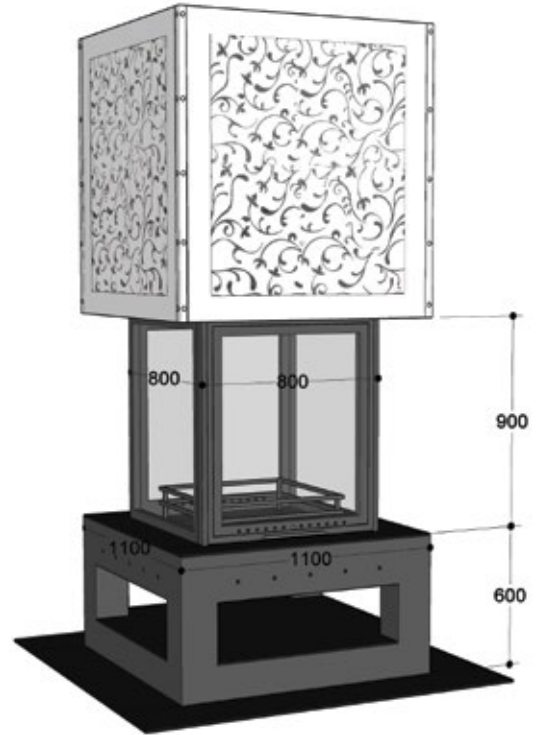
- Hazne: Döküm
- Lazer Kesim Desenli Çelik Davlumbaz
- Kapak: Ön Cam Asansör + Yana Açılır
Arka Cam Yana Açılır, Yan Camlar Sabit
- Baca: ø 300 - 300 mm
- Dışarıdan Kontrol Baca Klapesi
- Renk: Gövde Füme veya Siyah,
Davlumbaz Opsiyonel



LAZER 100



LAZER 120

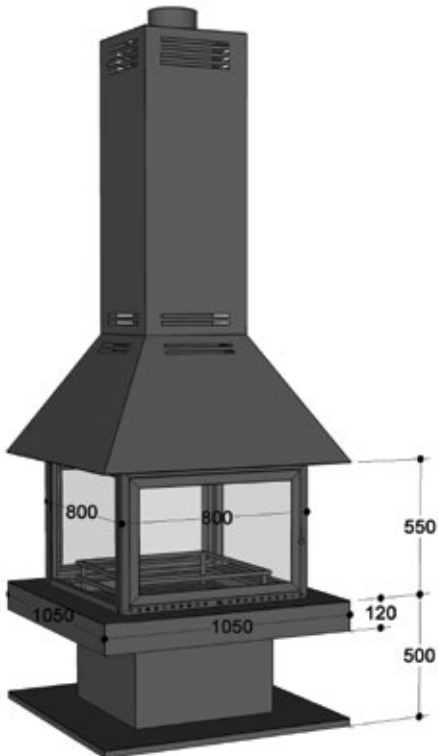


YENİ

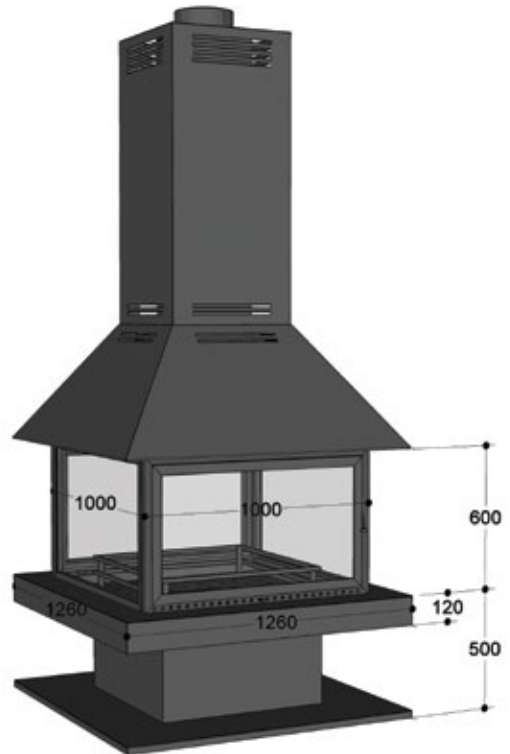
- Hazne: Döküm
- Çift Cidar Çelik Gövde
- Kapak: Ön ve Arka Yana Açılır, Yan Camlar Sabit
- Baca: ø 250 - 300 mm
- Dışarıdan Kontrol Baca Klapesi
- Renk: Füme veya Siyah



LEGO 105

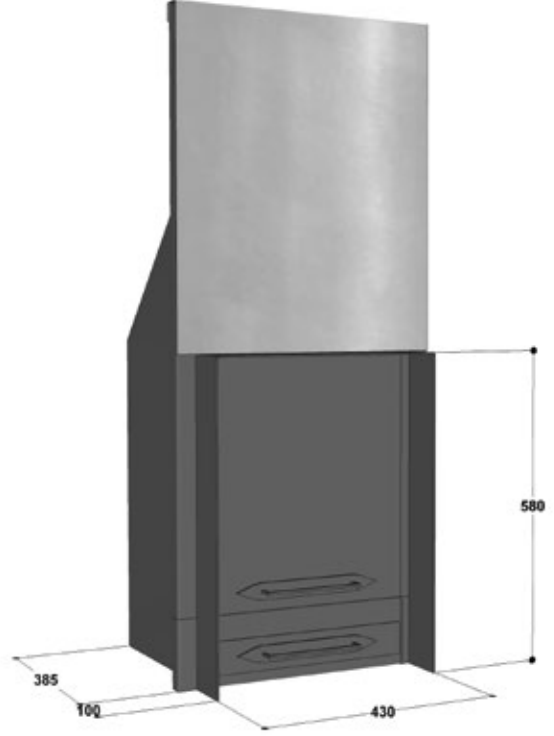



LEGO 125



HSB 40

BARBEKÜ HAZNELERİ

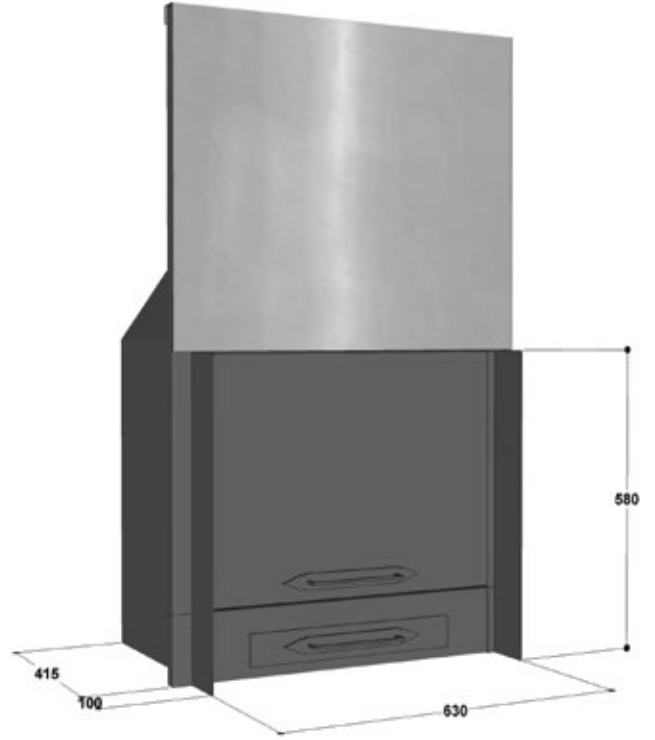



- Hazne: Döküm
- Giyotin Kapak
- Baca: \varnothing 140 mm
- Ağırlık: 60 kg
- Renk Füme

HSB 40B



- Hazne: Döküm
- Giyotin Bakır Kapak
- Baca: \varnothing 140 mm
- Ağırlık: 62 kg



- Hazne: Döküm
- Giyotin Kapak
- Baca: \varnothing 140 mm
- Ağırlık: 83 kg
- Renk Füme



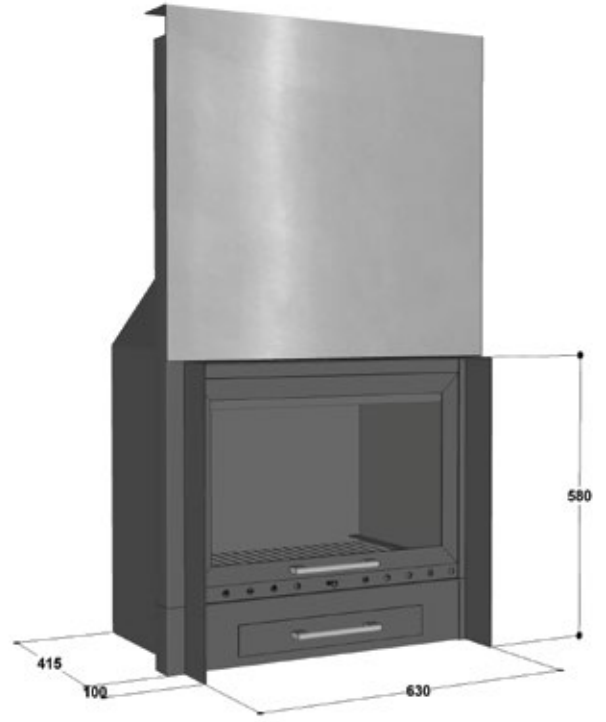
- Hazne: Döküm
- Giyotin Bakır Kapak
- Baca: \varnothing 140 mm
- Ağırlık: 86 kg

HSB 60C

BARBEKÜ HAZNELERİ

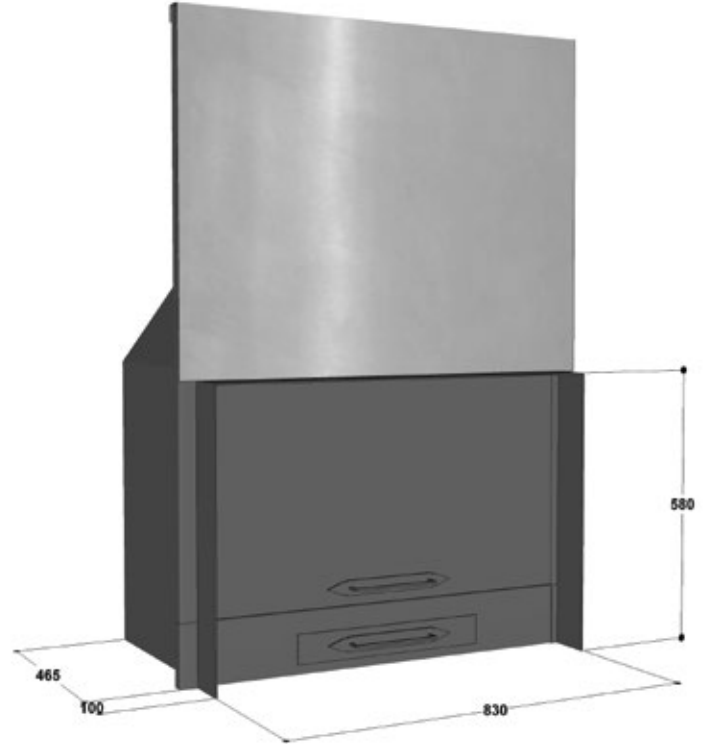


YENİ



- Hazne: Döküm
- Asansör Cam Kapak
- Baca: \varnothing 140 mm
- Ağırlık: 120 kg
- Renk Füme

HSB 80



- Hazne: Döküm
- Giyotin Kapak
- Baca: \varnothing 180 mm
- Ağırlık: 100 kg
- Renk Füme

BARBEKÜ HAZNELERİ

HSB 80B



- Hazne: Döküm • Giyotin Bakır Kapak • Baca: \varnothing 180 mm • Ağırlık: 104 kg

HSB 80C




YENİ



- Hazne: Döküm • Asansör Cam Kapak • Baca: \varnothing 180 mm • Ağırlık: 150 kg • Renk Füme

HSB 100

BARBEKÜ HAZNELERİ



- Hazne: Döküm
- Giyotin Kapak
- Baca: \varnothing 180 mm
- Ağırlık: 135 kg
- Renk Füme


HSB 100B



- Hazne: Döküm
- Giyotin Bakır Kapak
- Baca: \varnothing 180 mm
- Ağırlık: 137 kg




YENİ



- Hazne: Döküm
- Asansör Cam Kapak
- Baca: \varnothing 180 mm
- Ağırlık: 165 kg
- Renk Füme



- Dört Katlı
- Müdahale Kapaklı
- Tel Kafesli
- Ölçü: Opsiyonel
- Renk: Opsiyonel



HAVALANDIRMA

YENİ



- Tek Katlı
- Tel Kafesli
- Ölçü: Opsiyonel
- Renk: Opsiyonel