





La poule

Colorie les dessins.



Écris les mots ci-dessous.

P	O	U	L	E

C	O	Q

O	E	U	F	S

P	O	U	S	S	I	N


Entoure le mot identique au modèle.

poule	moule	poule	boule
--------------	-------	-------	-------


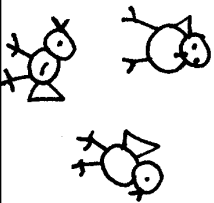




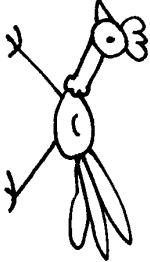

coq	pot	lot	coq
------------	-----	-----	-----


Poussin	coussin	poussin	cousin
----------------	---------	---------	--------

œuf	œil	bœuf	œuf
------------	-----	------	-----











Complète le tableau à double entrée.



				
				
				
				
				



Reforme les paires.




			
			

Classe du plus petit au plus grand.


--	--	--	--	--




Observe les graphismes et colle le bon œuf en dessous de la bonne poule.



www.matchouteam.com



Découpe et remplace les mots au bon endroit.



ails

doigts

pattes

crête





barbillon

queue

oeil

bec

Découpe les images et place les dans l'ordre chronologique.



Aide la poule à retrouver ses poussins.

