

## ■Safety precautions■

- ▶ Be sure to read through the instruction manual before using the battery.
- ▶ Keep the instruction manual near at hand for future reference.

### ⚠ Danger

- Be sure to ventilate the chamber where the battery is used so that the hydrogen concentration is kept at 0.8% or lower. The battery may generate hydrogen gas, thus causing ignition or explosion.
- Do not short-circuit the (+) terminal and the (-) terminal of the battery. Otherwise, leakage of electrolyte, fire, or explosion may result.
- Do not install the battery in an enclosed space or near flames. Otherwise, explosion or fire may result.
- Do not connect the (+) terminal and the (-) terminal of the battery with a metallic object such as wires. Do not make tools such as wrenches or spanners touch the part having different voltages. Otherwise, burns, leakage of electrolyte, heating, or explosion may result.
- The battery contains poisonous diluted sulfuric acid. If the battery is damaged and electrolyte is attached to skin or clothes, immediately wash it off with large amount of water. If it gets into eyes, wash them with clean tap water and immediately seek medical treatment.
- Be sure to insulate metallic tools such as torque wrenches or spanners with vinyl tapes, etc. Otherwise, short circuit may result, thus causing burns and damage or explosion of the battery.
- Do not clean the battery with dry cloth or a duster. Use wet cloth. Otherwise, static electricity may build up, thus resulting in an explosion.
- Do not incorporate the battery into the equipment with closed structure. Otherwise, the equipment may be damaged or personal injury may result.

### ⚠ Warning

- Do not throw the battery into flames or heat it. Otherwise, leakage of electrolyte, fire or explosion may result.
- Do not disassemble, modify, or damage the battery. Otherwise, leakage of electrolyte, fire, or explosion may result.
- Be sure to replace the battery before the replacement period specified in the instruction manual or on the equipment expires. Otherwise, leakage of electrolyte, fire, or explosion may result.
- Be sure to check the polarity (+, -) when making connections. Connections to reverse polarities may result in fire or damage of the charger.
- Do not use the battery near heating objects. Otherwise, leakage of electrolyte, fire, or explosion may result.
- Do not use the battery if abnormal phenomenon such as corrosion of terminals, liquid leakage, or deformation of the battery container is observed. Otherwise, leakage of electrolyte, fire or explosion may result.

### ⚠ Caution

- Do not use the battery near heating sources such as transformers, or use or store the battery in a high-temperature environment such as inside sun-heated vehicles, the place subjected to intense direct sunlight, or near heaters or fire. Otherwise, the temperature of the battery may increase, thus causing leakage of electrolyte, fire, or explosion.
- Be sure to use an exclusive battery charger to charge the battery, or charge it while observing charging conditions specified by us. Otherwise, the battery may not be charged fully, or leakage of electrolyte, heating, explosion, performance deterioration, or decrease of service life may result.
- Do not install the battery in a place that may be subject to water immersion. Otherwise, electric shock or fire may result.
- Do not install the battery 90° or more slanted from the vertical position. Otherwise, leakage of electrolyte, fire, or explosion may result.
- Observe the following service temperature range of the battery. Otherwise, performance deterioration, reduction of service life, damage, or deformation of the battery may result.  
Discharge: -15 to +50°C Charge: -15 to +45°C Storage: -15 to +45°C
- Be sure to perform periodic inspections of the battery at intervals specified by the local fire law or other regulations. Correct the items that do not conform to the description of the instruction manual according to the description of the instruction manual.
- Otherwise, damage or burnout of the battery may result.
- Be sure to keep the discharging current of the battery lower than the maximum value specified in the specification. Otherwise, leakage of electrolyte, heating, or explosion may result.
- Do not use the battery in a place subjected to much dust. Otherwise, short circuit of the battery may result. (If it is used in a dusty place, be sure to check the status of the battery periodically.)
- Install the battery according to the relevant local fire law, or other regulations, if any.
- Be sure to allow the distance described in the specification or drawing to be maintained when installing the battery. Otherwise, a failure of the battery or an accident may occur. The distance to be observed may be governed by the local law.
- Be sure to perform periodic inspections of the battery according to the description of the instruction manual. If applicable law exists, abide by the law in performing inspections. Contact us for inspection contract or inspection procedures.
- The battery requires electrical work to be performed by experts.
- Do not wet the battery with water or seawater. Otherwise, damage of the battery, fire, or corrosion of the terminals or connecting boards may result.

## Peripheral Device

**A life diagnosis device for valve regulated lead-acid batteries, "JUST FEEL".**  
**The battery monitor, JUST FEEL, diagnoses life of valve regulated lead-acid batteries.**  
**Battery life can be diagnosed without disconnecting a power supply as a result of measuring battery internal impedance during floating charge.**

- Diagnoses battery life during floating charge.
- A compact, portable device.
- Can be used for a large variety of valve regulated lead-acid batteries.
- Mounted with comparator function.
- May be used for UPS batteries. (Some models may prohibit the use of this device. If you intend to use the device for UPS, please contact us for consultation.)



## “Yuasa” Brand Valve Regulated Lead-Acid Stationary Batteries (Front Terminal Type)

# UXF SERIES



- Specifications subject to change without prior notice

Distributed by:  
**GS Yuasa International Ltd.**

1-8-1, Nishi-Shimbashi, Minato-ku  
Tokyo 105-0003  
Japan  
Tel +81-3-3597-2403  
Fax +81-3-3597-2405

## Valve Regulated Lead-Acid Stationary Batteries(Front Terminal Type)

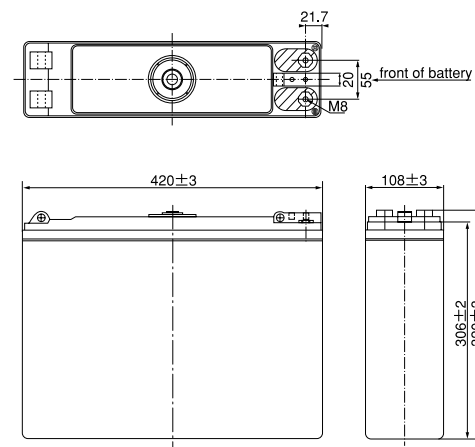
# UXF SERIES

## Features

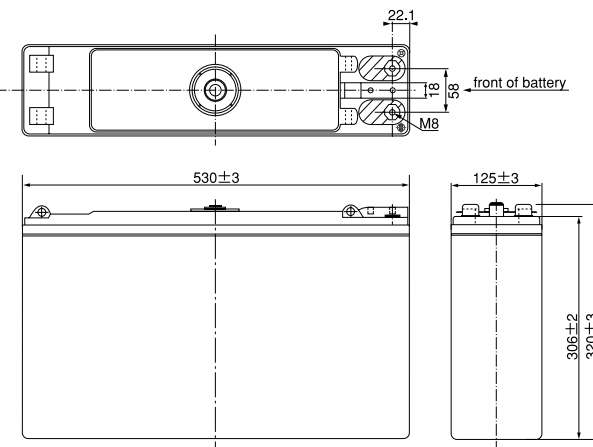
- Ideal for 48V battery systems in 19inch & 23inch racks,with only 4 batteries.
- Front access terminals enable fast, safe installation and easy maintenance.
- Designed for long service life,10 years (0.1CA 25℃ (77°F) ).
- Easy installation. All connections in the front side.
- Battery jar and lid with flame retardant material. (UL94 V-0)

## Outline Drawings(unit in mm)

UXF100-12



UXF150-12

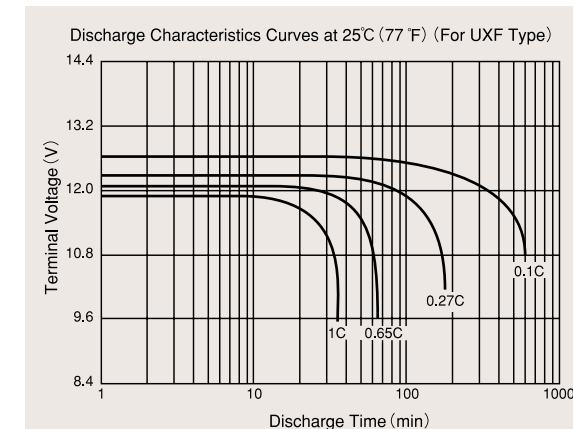


Item/type		UXF100-12	UXF150-12
Suitable for		19inch Relay Rack	23inch Relay Rack
Nominal voltage (V)		12	
Nominal capacity (10HR)		100Ah*	150Ah*
Weight (kg)		Approx. 40	Approx. 60
Dimension	W (mm)	108	125
	L (mm)	420	530
	H (mm)	320	320
Expected service life		10years	
Jar and Lid material		V0 ABS	
Float charge voltage		2.275V/cell	
Permissible operating temperature		charge	-15~45℃
		discharge	-15~50℃
		storage	-15~45℃
Terminal Tightness Torque		9.4~14.1Nm	

※Final Voltage 1.80V/cell, Temperature 25℃ (77°F)

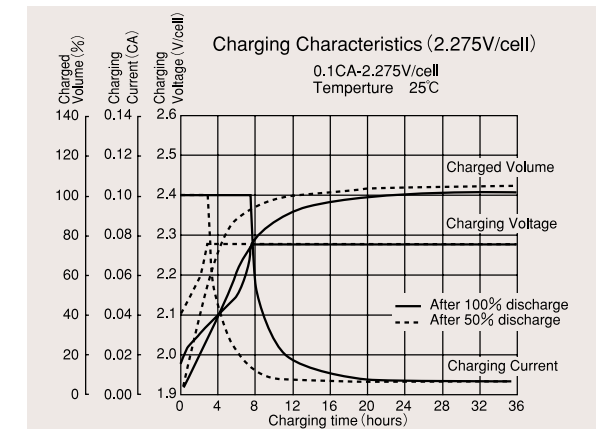
## Characteristics

### Discharge Characteristics

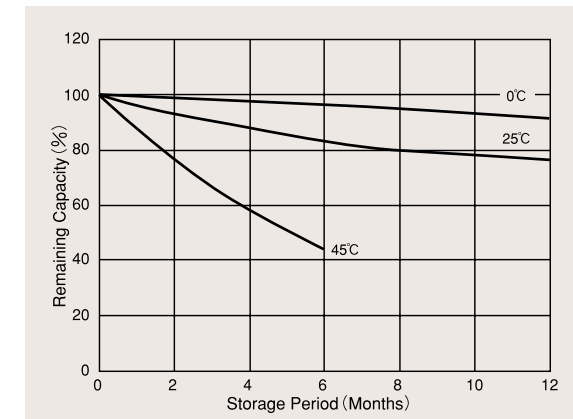


※Please consult with us in case of use at discharge current of 1C or larger.

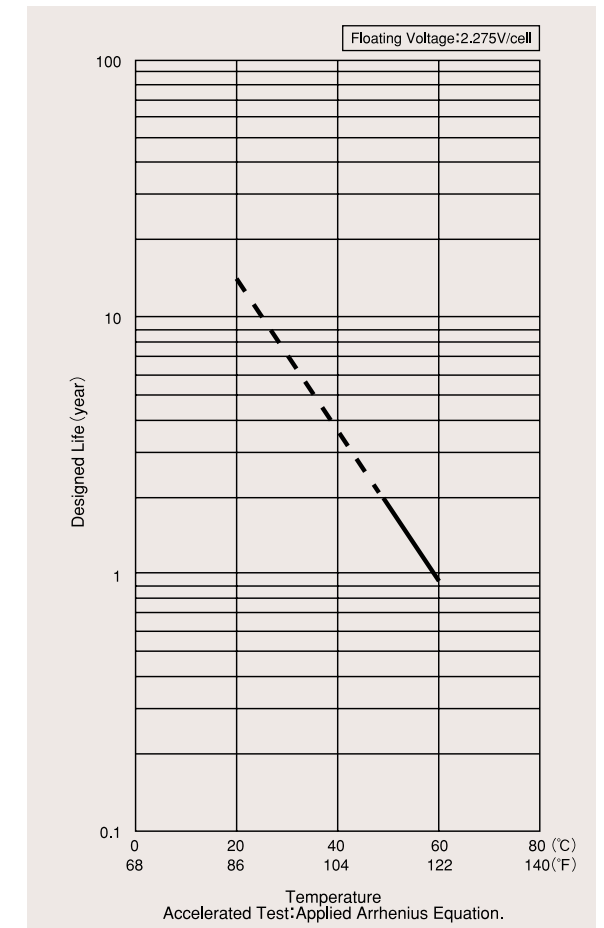
### Charging Characteristics(2.275V/cell)



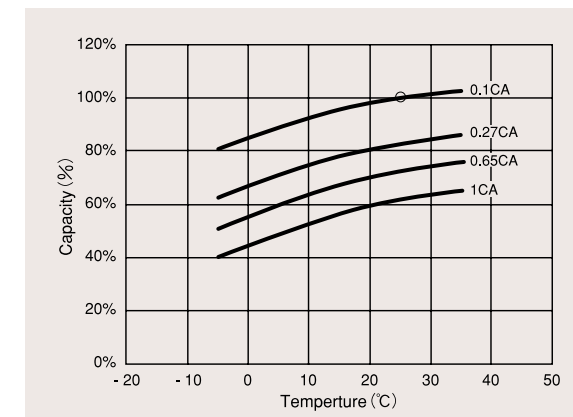
### Self-discharge Characteristics



### Accelerated Life Characteristics



### Temperature and Discharge Capacity



n.b:UXF Series conform to UN2800 Special Provision A67 in IATA Dangerous Goods Regulation, and NOT subject to IATA Dangerous Goods Regulation.