

# Office 2016 Professional Plus install Tutorial

**If you have any concerns,  
Please message us.**

1:~~~~~

All orders will be delivered within 12 hours. (Ordinarily under 1 hour)

Product Key will sent through eBay messages, no CD or DVD will be posted.

To activate your Office 2016 for Windows you'll need to visit

**http://setup.office.com**

Simply follow the below instructions to get started.



**1. Go to <http://setup.office.com>**



**2. Click 'sign in', or if you do not already have a Microsoft account, click 'create a new account'**

**2:~~~~~**

**3. Type your Microsoft account username and password**

abchen25-4

### Sign in

Use your Microsoft account.  
[What's this?](#)

  
  
 Keep me signed in  
  
[No account? Create one!](#)  
[Forgot my password](#)  
[Sign in with a single-use code](#)  
[Terms of Use](#) | [Privacy & Cookies](#)  
Microsoft

**4. Click 'sign in'**


**3: ~~~~~**

**5. Enter your 25-character product key without hyphens**

Hi. Let's get your Office

abchen25-4 in as <chery> [3075248000@ms.com] Change

2 Enter your product key



Office

Where's my product key? ?

Country or region  
United Kingdom

Your language  
English

Next

3 Get your Office

**6. Select your country or region & your preferred language from the drop down list**

**4: ~~~~~**



Hi. Let's get your Office

abchen25-4 signed in as [chengy \(387524888@msn.com\)](#) | Change

② Product key confirmed: Microsoft Office Pro Plus 2016 | Change

③ Get your Office

**8. Your product information is displayed**

Your product  
Microsoft Office Pro Plus 2016

Your product key  
BQCFJ-D9NMG-7R1CF-J9GCF-XZFQP

Here's what to do next:

1. Click the Download now button, below.
2. Save the file to your desktop. Don't change the file name.
3. Double-click the file icon.
4. Enter the product key shown above.
5. Follow the instructions to activate your license.

**9. Follow the instructions displayed**

**10. Click 'Download now'**

Download now abchen25-4

**11. The file will start to download**


6:~~~~~



Hi. Let's get your Office

Signed in as chengy (207524808@msn.com) Change

**12. Open the downloaded file and Microsoft Office will begin to install**



**This window will show you the progress of the installation and should take between 10 and 60 minutes depending on the speed of your computer and the strength of your internet connection.**

**7:~~~~~**

# Publisher

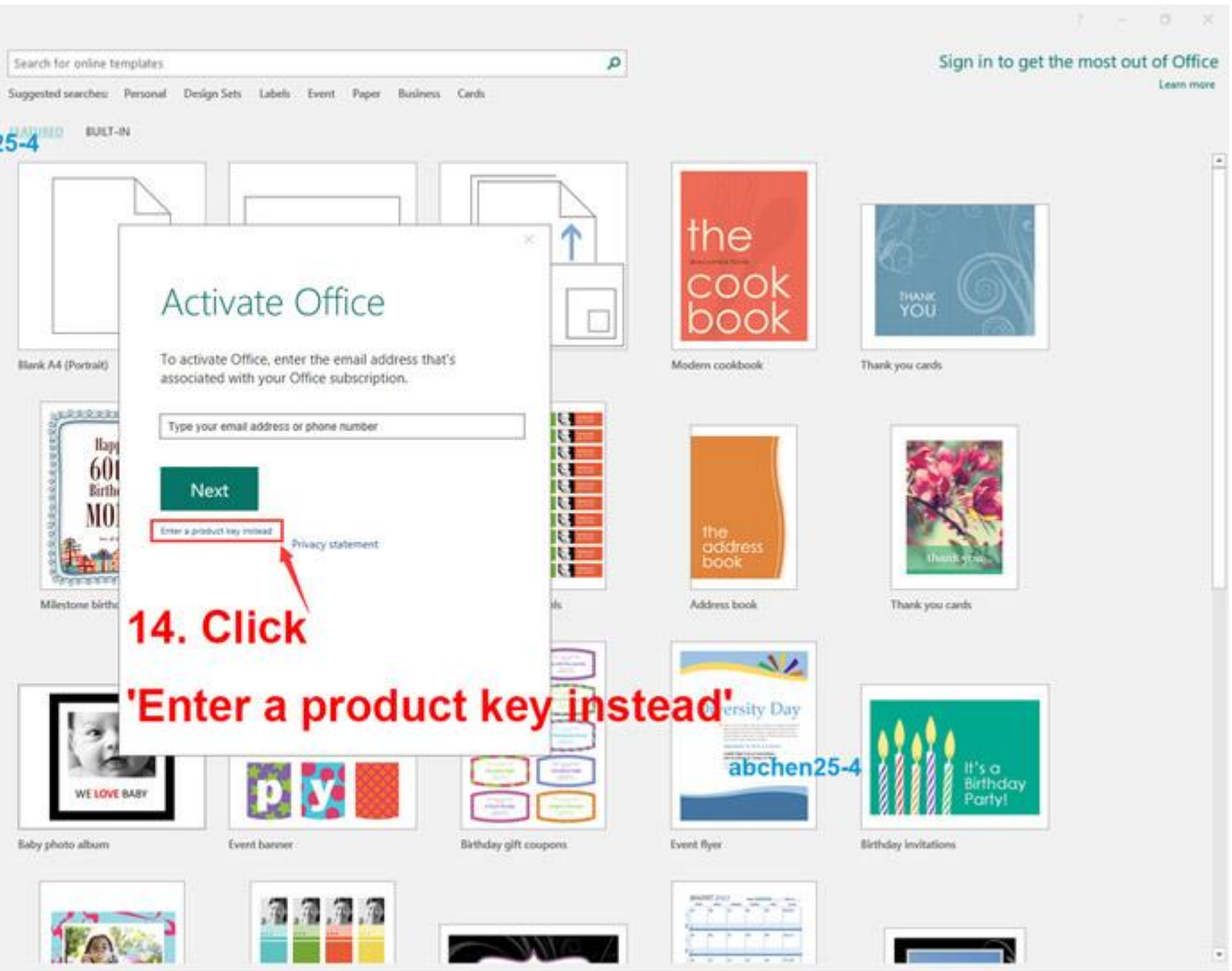
## Recent

You haven't opened any publications recently. To browse for a publication, start by clicking on Open Other Publications.

Open Other Publications

**13. After installing, open any of the Microsoft Office programmes. This window will appear**

abchen25-4



8:~~~~~

# Publisher

## Recent

You haven't opened any publications recently. To browse for a publication, start by clicking on Open Other Publications.

Open Other Publications


15. Enter your 25-character product key, including hyphens

abchen25-4 BUILT-IN


Search for online templates

Suggested searches: Personal Design Sets Labels Event Paper Business Cards

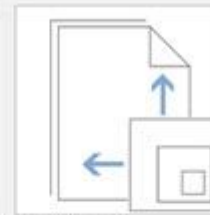
Sign in to get the most out of Office [Learn more](#)



Blank A4 (Portrait)



Blank A4 (Landscape)



More Blank Page Sizes



Modern cookbook



Thank you cards



Milestone birth

Enter your product key

Your product key is 25 characters and is typically found in your product packaging.

See product key **16. click 'Install'**

Sign in with an account to get it. We'll automatically activate this product for you.

Privacy Statement


Address book



Thank you cards



Baby photo album



Event banner



Birthday gift coupons



Event flyer



Birthday invitations

abchen25-4