



# HugeMed Video Laryngoscope

Safety Intubation, We build



# HugeMed Video Laryngoscope

## Safety

- Vacuum packed Disposable Blades.
- Screen is reinforced with anti shatter Protection.
- No Cross Infection with Disposable Blades.
- Anti-Fog Lens, Anti-Microbial Handle.
- The Disposable blades are designed with special materials to prevent breakage, the connection part between blades and console can bear pressure more than 300kg.
- 316 Medical stainless steel reusable blades have the advantages of high flexure strength, no break risk; By passing through waterproof grade IPX8 testing, it can use deep water immersion disinfection.

## Faster

- Lightweight, Portable.
- More Faster Installation and Intubation.
- More Faster Removal of Blades or Drop blades.

## High-Definition

- The 3.5 inch anti-reflective display with full view has the high performance visualization capabilities for every intubation.
- Better View 2.0 Mega Pixel Cameras.

## Easier

- Rechargeable li-lion battery.
- One Shot Button for Recording.

## Cost Effective

- Low cost disposable blades.
- 1000 times use 316 Medical stainless reusable blades.


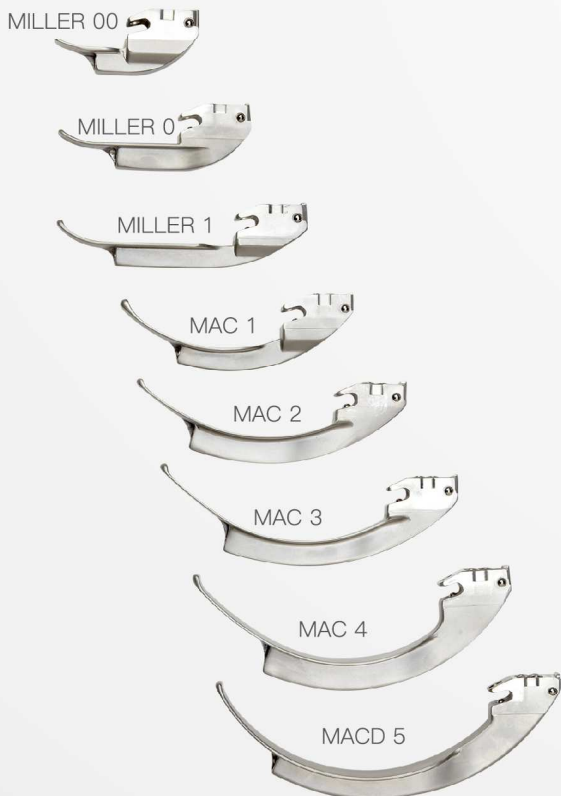




HugeMed Resuable  
Video Laryngoscope VL3R



HugeMed Disposable  
Video Laryngoscope VL3D



All Size Blades In One Unit

## Safety Intubation, We build

### Difficult Airway do Easy intubation!

- The incidence of unsuspected difficult intubation is estimated to be higher at 3%. One factor that contributes to difficult intubation is poor visualization of the glottic opening.
- Hugemed Video Laryngoscope provides better visualization for difficult Intubation.

### Lower Intubation success rates and longer learning curve has be Improved!

- With HugeMed VL appropriate training, there is usually a fairly short learning curve.
- With Huge Med VL Intubation success rates higher than other.



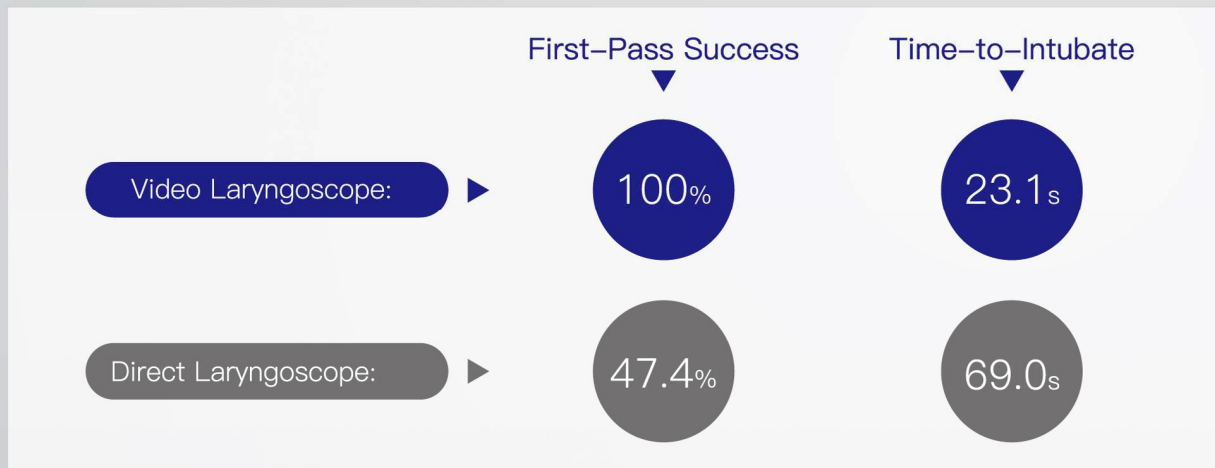
# HugeMed Video laryngoscopes

## Technical Specifications

Display	Size: 3.5 Full view
	Monitor: LCD
	Resolution Ratio:640X480RGB
	Aspect Ratio:4:3
	Video refresh Rata:30FPS
	Illumination:LED
Data output	Easy to establish and store files
Image output	Connect to external monitor and convenient for training And presentation
Laryngoscope blade Camera Include	Resolution Ratio 2.0M Pixels
	Field Angle : 66°
	Illuminance ≥800LUX
Battery	Type Rechargeable Lithium Battery
	Long working time ≥300 Minutes
	Voltage 3.7V
	Capacity 3200mAh
	Battery life Cycle: More Than 300 times
	Charging times:less than 8hrs
Transport/Storage Condition	Temperature: -10~+45°C
	Humidity: ≤93%
	AP 500hPa to 1060hPa
Working Condition	Temperature - 10 - + 45°C
	Humidity: 30%~85%
	AP 700hPa to 1060hPa
Handle	Comfortable ergonomic short handle design



# Statistics



In novice users, video laryngoscopy with a MAC blade improves success rate and time-to-intubate when compared with direct laryngoscopy with a MAC blade.

Shenzhen HugeMed Medical Technical Development Co.,LTD

Add: 8F,Block A, Tempus Building, 1st Qingshuihe Road, Luohu District, Shenzhen City Guangdong, China.

Tel: +86-755-2227 5866 +86-755-8226 7820

Fax: +86-755 2227 5833

Email: Sale@Hugemed.net

Website: www.HugeMed.net